

SAFCO®

Tables & Desks | Filing & Storage | Organization Ancillary | Matrix | High Density

Price List





TIP: To jump to a specific section, click on the section title

Office Suites	Page
Aberdeen® Laminate Series.....	12-18
Aberdeen® Laminate Series Idea Starters	18
CSII™ Modular Desking	29-43
CSII™ Overhead Storage & Pedestals	38-39
CSII™ Lateral Files.....	39
CSII™ Reception & Reception Typicals	40
CSII™ Typicals	41-43
Communication Station® Freestanding Worktables.....	43
Medina™ Laminate Series	19-24
Medina™ Laminate Series Idea Starters.....	24
Mirella™ Laminate Series	25-28
Mirella® Laminate Series Idea Starters	28
Power and Data Options/Grommet Options.....	44
Casegood Handle Options.....	44

Tables & Desks - Tables	Page
Aberdeen® Conference Tables	17
Cha-Cha™ Square & Round Tables	57
Conference/Training Room Accessories	70
Flip-N-Go® Tables.....	49-50
Folding/Stacking Multi-Purpose Tables.....	63
Height-Adjustable Tables.....	55
Table Accessories	70
Jurni Series.....	
Training Tables.....	46
Cafe Tables	47
Conference Tables.....	47
Electrical Accessories.....	48
Medina™ Conference Tables.....	22
Mirella™ Conference Tables.....	27
ML-Series Height-Adjustable Tables	58-59
Oasis™ Teaming Tables	56
Rumba™ Nesting Tables	53
Rumba™ Fixed Leg Tables.....	54
Spark™ Teaming Tables.....	56
Sync™ Tables	51-52
Training Table Power Options.....	61
Universal Table Hooks	62

Tables & Desks - Desks	Page
Adjustable Computer table	63
AlphaBetter® Desks.....	64-65
Computer Desks.....	63
Eastwinds Furniture	
Portrait PC Desk Cart.....	67
Argo PC Workstation	67
FPD Computer Table	67
Laptop Caddy	67
Empire Mobile PC Station	67
Flip & Nest Desks	66
Mirella™ SOHO Desks.....	67
Muv™ Adjustable-Height Desks.....	66
Muv™ Fixed-Height Desks	66
Resi® Office - Desk, Cabinet, Wardrobe & Hutch	68
Reversible Top Computer Desks	63
Roam™ Touchdown Workstation	67
Scout™ Steel Desks.....	67
Studio Desks	66
Table Desk.....	66
Vum™ Pneumatic Standing Desk.....	67
Wire Desk.....	66

Meeting Essentials	Page
Coat Hooks	72
Coat Racks & Wall Racks.....	73-74
Hospitality Steel Refreshment Carts.....	71
Hospitality Wood Refreshment Carts.....	71
Impromptu® Collaboration Screens.....	69
Acrylic Screen.....	69
Whiteboard Screen.....	192
Mobile Whiteboard	192
Multimedia & AV Carts.....	70
Onyx™ Break Room Organizers	71
Onyx™ Marker Holders	69
Presentation Stands & Lecterns.....	70
Rumba™ Collaboration Screens.....	69
Write Way Dry Erase Message Signs	74

Office Suites
Tables & Desks
Meeting Essentials
Personas Organization
Ergonomics
High Density Storage
Storage & Filing
Facilities
Technology Furniture
Art & Engineering
K-12 Education
SAFE Collection Addendum



TIP: To jump to a specific section, click on the section title

Table of Contents

Personal Organization Page

Desk Organization.....	77-81
Impromptu® Machine Stands.....	75
Machine Stands.....	75-76
Muv™ Printer/Machine Stands.....	75
Onyx™ Desk Organization.....	78-81
Onyx™ Magnetic Mesh Panel Organizers.....	83
Onyx™ Mesh Desktop Organizers.....	81
Onyx™ Mesh Desktop Tub and Box File Organizers.....	81
Onyx™ Mesh Hanging Storage Organizers.....	79
Onyx™ Mesh Wall Organizers.....	83
Onyx™ Power Mesh Desktop Organizers.....	79
Onyx™ Under Desk Machine Stands.....	76
PanelMate® – Dry Erase Board.....	82
Plastic Desk Accessories.....	77
Rolling Storage Cart.....	77
Scoot™ Printer Stands.....	76
Steel Book Storage.....	81
Steel Combination Desk Organizers.....	81
Steel Desk Organizers.....	81
Steel Machine Stands.....	75
Steel – Wall Pocket Organizers.....	82
Suggestion Boxes.....	82
Wave Printer Stands.....	76
Wood Desktop Organizers.....	77
Wood Machine Stands.....	75

Ergonomics Page

Anti-Fatigue Mat.....	86
Backrests.....	86
CPU Holders.....	84
Footrests.....	85
Height-Adjustable Keyboard Mechanism.....	84
Keyboard Supports.....	84
LED Task Lighting.....	85
Monitor Stands.....	84

High Density Storage Page

ARC™ Rotary Files.....	114
ARC™ Rotary File – Components.....	115-117
File Harbor Cabinets.....	108-112
File Harbor Cabinet Components.....	109-111
File Harbor Cabinets on Kwik-Track Typical.....	112
Flip-n-File™ Cabinets.....	117-118
Flip-n-File™ Cabinets on Kwik-Track.....	117
Flip-n-File™ Insertables® Systems.....	118
Forms/Storage Cabinets.....	113
Heavy-Duty Shelving.....	106-107
High-Density Storage Space Planning Services Information.....	87
Lateral Files.....	119
Lateral Files on Kwik-Track.....	119
Mobile Aisle 1000™.....	88

High Density Storage (cont.) Page

Mobile Lite Typical.....	89-90
4-Post Shelving.....	91-96
4-Post Shelving Components.....	97-100
4-Post Shelving Security Components.....	101
4-Post Shelving with Roll Out Drawer Typical.....	102
4-Post Shelving - Specifications.....	103
4-Post Shelving on Kwik-Track.....	104-105

Storage & Filing Page

Clear2c™ Literature Displays.....	125
Hospitality Cabinets.....	122-123
Literature Display – Steel.....	126
E-Z Stor® Steel Literature Organizers.....	128
E-Z Stor® Steel Project Organizers.....	128
Value Sorter® Steel Literature Organizers.....	128
Wood/Corrugated Literature Organizers.....	129
E-Z Stor® Wood Literature Organizers.....	129
Wood Adjustable Literature Organizers.....	129
Luxe™ Literature Displays.....	123
Mobile Book Carts.....	131
Mobile File Carts.....	131-133
Wire Mobile File Carts.....	131
Wire Utility Cart.....	131
Scoot™ Steel Utility Cart.....	131
Mobile Carts.....	132
Mesh Mobile File Carts.....	132
Steel Tub Files.....	132
Scoot™ Mobile Carts.....	133
Wire Mobile File Cart.....	131
Onyx™ Mesh Display Racks.....	126
Onyx™ Mesh Mobile File Carts.....	133
Resi® Storage.....	120-121
Free Standing Lockers.....	120
A-Frame Workstation Lockers and Locker Options.....	121
Reveal™ Literature Displays.....	123-124
Reveal™ Tabletop Display.....	124
Steel Lockers.....	122
Steel Storage Cabinets.....	122
Steel Mobile File Carts.....	133
Wood Literature Displays.....	127
Steel Literature Displays.....	146
ValueMate® Steel Bookcases.....	130

Facilities Page

Archival & Boltless Shelving.....	144
Black Speckle Waste Receptacles – Push & Open Top.....	135
Canmeleon™ Indoor/Outdoor Series Waste Receptacles.....	138
Canmeleon™ Pentagon Indoor/Outdoor Series Receptacles.....	138
Commercial Wire Shelving.....	145
Dome Top Receptacles.....	137
Evos™ Series Indoor/Outdoor Steel Receptacles.....	139
Hand Trucks.....	147
Economy Hand Trucks.....	147
Platform Trucks.....	148

Office Suites
Tables & Desks
Meeting Essentials
Personal Organization
Ergonomics
High Density Storage
Storage & Filing
Facilities
Technology Furniture
Art & Engineering
K-12 Education
SAFE Collection Addendum



TIP: To jump to a specific section, click on the section title

Facilities (cont.)	Page
Industrial Wire Shelving	145
Mailflow Systems®	150-169
Mailflow Systems® Specialized Sorters	162
Mailflow Systems® Shelves, Shelf Support & Accessories.....	163-165
Mailflow Systems® Tables, Storage Tables & Consoles	166-167
Mailflow Systems® Adjustable Shelf Kits & Accessory.....	168
Mailflow Systems® Build-Your-Own Shipping Workstations.....	169
Mailflow-to-Go™ Tables, Sorters & Cabinets	170-171
Mailroom Carts	148
Mailroom Sorters & Tables	149
Mixx™ Recycling Center	143
Open Top Receptacles	135
Public Square® Recycling Receptacles.....	142
Recycling Centers.....	141
Recycling Receptacles.....	141
At-Your-Disposal® Recycling Centers	141
Reflections by Safco® Dome Top & Square Receptacles	134
Steel Shelving – Commercial & Industrial	146
Step-On Receptacles – Ellipse & Square.....	135-137
Plastic Step-On Receptacles	136
Stainless Step-On Receptacles.....	137
Trifecta® Waste Receptacles	143
Twist™ Indoor/Outdoor Waste Receptacles.....	137
Waste Receptacles	139
Smoker Receptacles	139
At-Your-Disposal® Waste Receptacles	141
Half Round Waste Receptacle	139
Onyx™ Mesh Round Waste Receptacles	140
Bubble Round Waste Receptacles	140
Round Waste Receptacles	139
Rectangular Waste Receptacles.....	139

Technology Furniture	Page
Maytrix® LAN Racking System	172-177
Maytrix® LAN Racking System Components & Accessories ..	172-177
S/E Cabinet.....	177

TechWorks® Price List now available separately at:
www.safcoproducts.com/products/literature

Art & Engineering	Page
Drafting Tables	179
Economy Art Storage.....	184
Facil Flat Files – 5 Drawer	183
Flat Files – 5 & 10 Drawer – Designer Colors.....	182
Futur-Matic® Drawing Tables	179
MasterFile 2 – High Density Vertical Storage	183
Media Storage	185
Ranger® 4-Post Drawing Tables.....	178
Roll Filing Systems	184-185
Steel Flat Files – 5 & 10 Drawer.....	181-182
Flat File Accessories.....	181
Vertical Hanging Files.....	180

K-12 Education	Page
AlphaBetter® Desks.....	190-191
Learn Height-Adjustable Tables.....	193
Learn Nesting Trapezoid & Rectangle Desk	192
Rumba™ Collaboration Screen	192
Mobile Whiteboard	192
Whiffle Mobile Storage Units.....	186-189
Whiffle Mobile Storage Typicals.....	188
Wire Desk.....	192
Wood Adjustable Literature Organizers.....	192

Safe Collection Addendum	Page
Wellness Screens & Panels, Hand Sanitizer Stand.....	194

Sales Resources	Page
Corporate Laminate & Paint Program	10
Custom Request Form.....	11
CSL (Customer Specified Laminate).....	45
Product Index by Model Number	195



Corporate Laminate and Paint program

For many Safco® product lines, standard Corporate Color Program is available. Select product lines have limited finish options and are noted individually within each product section. For examples of standard finishes, please refer to our Resources section on www.safcoproducts.com.

Powdercoat Paint Colors

Our standard paint offering is available on 4-Post, Arc Rotary, CSII™, File Harbor, Forms/Storage, Mailflow, Maytrix®, and High-Density Mobile Storage. Refer to ordering guidelines on the product pages as some exceptions may apply.

Black	Desert Sage	Medium Blue	Mist	Navy
Tech Silver	Textured Black	Textured Graphite	Textured Gray	White

Note: Mailflow-to-Go® is available in Pebble Gray. CSII™ lateral files are available in Black, Medium Tone, Desert Sage and Mist paint options only.

High Pressure Laminates (HPL) and Edge Band Colors

All HPLs are available on the following product lines: Flip N Go, Sync, ML, Maytrix®, CSII™, Arc Rotary, and Mailflow. Refer to ordering guidelines on the product pages as some exceptions may apply.

High Pressure Laminates (HPL)

Asian Night	Columbian Walnut
Asian Sand	Designer White
Biltmore Cherry	Fashion Gray
Black	Fusion Maple

High Pressure Laminate Edge Band Colors

Black	Designer White	Ice Gray
-------	----------------	----------

Note: *Gray ESD is only available on TechWorks® and Maytrix® product lines.
*Storm Gray Matrix and Stainless Steel only available on TechWorks®.

Thermally-Fused Laminates (TFL) and Edge Colors

All TFLs are available on the following product lines: Flip N Go, Sync, and Arc Rotary. Refer to ordering guidelines on the product pages as some exceptions may apply.

Thermally-Fused Laminates (TFL)

Anthracite	Birch	Fog Gray	Folkstone
Mocha	Regal Mahogany	Speckled Gray Matrix	

Thermally-Fused Laminate Edge Band Colors

Black	Ice Gray	Taupe
-------	----------	-------

Note: Mailflow-to-Go® is only available in Birch with Ice Gray edging. Eastwinds product line is available in Anthracite and Medium Cherry only.

Office Suites
Tables & Desks
Meeting Essentials
Personal Organization
Ergonomics
High Density Storage
Storage & Filing
Facilities
Technology Furniture
Art & Engineering
K-12 Education
SAFE Collection Addendum

Custom Product Request Form

All requests for customization of product, sizes and finishes must have prior approval.

Please email specials@safcoproducts.com

Dealer Name _____

Dealer Address _____

City, State, Zip _____

Safco Sales Representative _____

Project Name _____

Expected Time Line _____

Install Date _____

Is this a standards program Yes or NO If Yes, Length of Standards _____

Laminate/Paint Manufacturer _____

Laminate or Paint Manufacturer Phone Number () _____

Laminate or Paint Name _____

Laminate or Paint Number _____

Safco Model/Series Number _____

Quantity _____

Is there a desired top and bottom to the laminate application? Yes ___ No ___

If yes, clearly specify how laminate is to be applied

Please Note:

- Due to standard laminate sheet sizes, most laminates will need to be applied in a horizontal orientation.
- Limited Lifetime Warranty does not extend to Customer Custom Options
- All Custom Options must be approved by Safco's Specials Department before Purchase Order submission

We require 3 sample chips mailed for all color matches along with form to:

Safco Products Company
9300 West Research Center Road
New Hope, MN 55428

Attn: Specials



Casegoods - Laminate and Veneers

Safco® Products marketing materials are designed to be used as sales tools for our Dealer network.

LAMINATES	Gray Steel	Mocha	Sand Dune	Southern Tobacco	Stone Gray	Textured Sea Salt	White Ash
Aberdeen	LGS	LDC					
Medina	LGS	LDC				TSS	
Mirella			SDD	STO	SGY		WAH

Aberdeen® Laminates

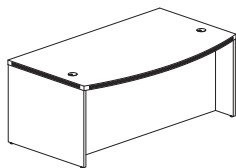
Aberdeen provides exceptional abrasion and stain resistance along with technology and cable friendly components.

Laminate Options: Mocha-LDC and Gray Steel-LGS.

CARB Compliant: Aberdeen's core materials comply with Phase 2 of CARB's formaldehyde emission limits of composite wood materials.

• Horizontal surfaces feature fluted 3 MM PVC edge

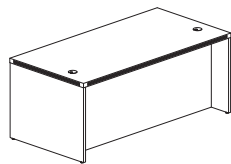
• Recommended under-cabinet LED Task Light is model EZDP. Other LED Task/Desk lighting is available in the Ergonomics section page 84

BOW FRONT DESK 

- 1½" thick work surface
- Full-height, vertical grain, modesty panel included

- Modesty panel is recessed 14½" at center
- Two grommets in surface, standard

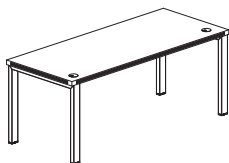
Model No.	Description	Dimensions	Weight	List Price
ABD7242	72" Bowfront Desk	72"W x 42"D x 29½"H	233	1,505.00

CONFERENCE FRONT DESK 

- 1½" thick work surface
- Modesty panel is recessed 8½" at center

- Full-height, vertical grain, modesty panel included
- Two grommets in surface, standard

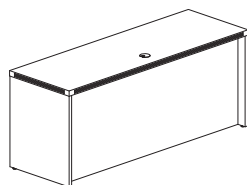
Model No.	Description	Dimensions	Weight	List Price
ARD6630	66" Rectangular Conference Desk	66"W x 30"D x 29½"H	159	877.00
ARD7236	72" Rectangular Conference Desk	72"W x 36"D x 29½"H	215	1,303.00

TABLE DESK 

- Silver Base
- Not available in Maple

- Standard with two grommet holes for cable management

Model No.	Description	Dimensions	Weight	List Price
ABTDS72	Table Desk with Straight Top	72"W x 30"D x 29½"H		1,356.00

CREDENZA 

- 1½" thick work surface
- One grommet in surface, standard
- Full-height, vertical grain, modesty panel included

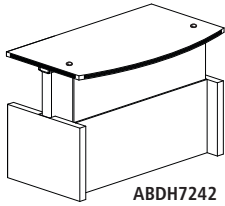
- Mouse hole in modesty panel for cable pass through
- Modesty panel is recessed 3" for outlet clearance

Model No.	Description	Dimensions	Weight	List Price
ACD7224	72" Credenza	72"W x 24"D x 29½"H	160	1,052.00

- Adjusts easily from 29½ - 49¼"
- Surfaces are abrasion and stain resistant for durability
- Includes built-in Brushed Nickel grommets to connect to power with ease
- All pieces feature durable 1½" thick work surfaces, with a distinctive fluted edge and vertical grain modesty panels
- Pieces coordinate with Aberdeen® Desking, Conference and Reception Furniture
- Drive System 110V, 60Hz AC input 120V DC motor draws a maximum of 3 amps for quick and easy movement

- Moves at a speed of ¾" per second for quick adjustment
- Control Switch has Up/Down Buttons with four position memory; sold as standard for ease of reconfiguration
- Dual motor system base
- Hidden Modesty Panel will rise as the Desk rises
- **Laminate Options:** Gray Steel-LGS, Mocha-LDC

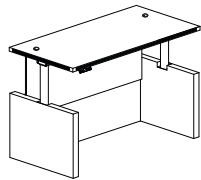
Aberdeen Height-Adjustable Bow Front Desk 



- Dual motor base
- Hidden Modesty Panel will rise as the Desk rises

Model No.	Description	Dimensions	Weight	List Price
ABDH7242	72" Bow Front Desk with Base	72"W x 42"D x 29½ - 49¼"H	317	3,444.00

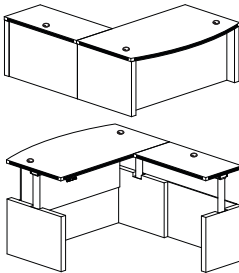
Aberdeen Height-Adjustable Conference Front Desk 



- Dual motor base
- Hidden Modesty Panel will rise as the Desk rises

Model No.	Description	Dimensions	Weight	List Price
ARDH7236	72" Conference Front Desk with Base	72"W x 36"D x 29½ - 49¼"H	310	3,276.00

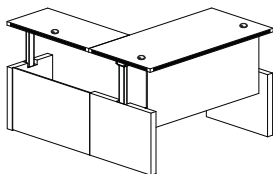
Aberdeen Height-Adjustable Bow Front Desk with Return 



- Dual motor system base
- Hidden Modesty Panel will rise as the Desk rises
- No hidden modesty panel on the return
- Non-Handed return is 24" deep, mount on left or right side

Model No.	Description	Dimensions	Weight	List Price
AT56	72 x 42" Bow Front Desk with Return with Base	72"W x 90" D x 29½ - 49¼"H	434	4,919.00

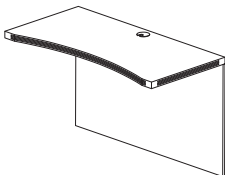
Aberdeen Height-Adjustable Straight Front Desk with Return 



- Dual motor base
- Hidden Modesty Panel will rise as the Desk rises
- No hidden modesty panel on the return
- Non-Handed return is 24" deep, mount on left or right side

Model No.	Description	Dimensions	Weight	List Price
AT58	72 x 36 Straight Front Desk with Return and Base	72"W x 84"D x 29½ - 49¼"H	427	4,754.00

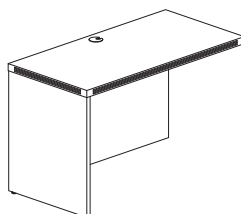
BRIDGE 



- Universal mounting to right or left side of Desk
- Not free-standing. Requires connection to Credenza and Desk
- 1½" thick work surface
- Full-height, vertical grain modesty panel included
- Modesty panel is flush against Bridge
- One grommet in surface, standard
- Mouse hole in modesty panel for cable pass through

Model No.	Description	Dimensions	Weight	List Price
ACB4224	42" Curved Bridge	42"W x 24"D x 29½"H	63	597.00

RETURN 



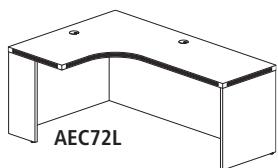
- Returns are non-handed
- Not free-standing. Requires connection to Credenza, Desk or Extended corner
- Mouse hole in modesty panel for cable pass through
- Modesty panel is flush against Return
- One grommet in surface, standard
- 1½" thick work surface
- Full-height, vertical grain modesty panel included

Model No.	Description	Dimensions	Weight	List Price
AR4224	42" Return	42"W x 24"D x 29½"H	96	677.00

Aberdeen® Laminate Series

Safco® Products marketing materials are designed to be used as sales tools for our Dealer network.

EXTENDED CORNER

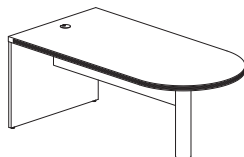


- 1½" thick work surface
- Full-height, vertical grain, modesty panel included
- Modesty panel is recessed 3" for outlet clearance on Desk side and flush on return side

- Two grommets in surface, standard
- Mouse hole in modesty panel (Desk side) for cable pass through

Model No.	Description	Dimensions	Weight	List Price
AEC72L	72" Left Extended Corner Table	72"W x 48"D x 24"D Return x 29½"H	218	1,679.00
AEC72R	72" Right Extended Corner Table	72"W x 48"D x 24"D Return x 29½"H	218	1,679.00

FREESTANDING PENINSULA DESK

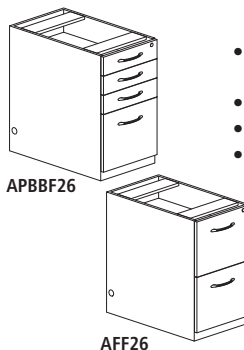


- 1½" thick work surface
- Modesty panel is 12"H
- One grommet in surface, standard

- Mouse hole in modesty panel for cable pass through
- Does not accommodate a center drawer

Model No.	Description	Dimensions	Weight	List Price
APT7236	72" Freestanding Peninsula	72"W x 36"D x 29½"H	172	1,451.00

PEDESTAL FILE FOR DESK

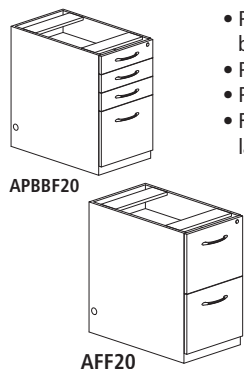


- Pedestals have integrated cable management access at top and bottom of Pedestals
- Pedestal tops are unfinished. Must be attached to underside
- Pedestals cannot be used with height-adjustable desks
- Feature dual-purpose pencil drawers for storing supplies or laptops

- All locks are keyed alike. Lock cores are removable for keying suites individually
- Curved metal pulls with Brushed Nickel finish
- File drawers accommodate letter- or legal-size hanging file folders
- Pedestals ship fully assembled

Model No.	Description	Dimensions	Weight	List Price
APBBF26	Desk Pencil/Box/Box/File Pedestal	15¼"W x 26½"D x 27½"H	90	1,126.00
AFF26	Desk File/File Pedestal	15¼"W x 26½"D x 27½"H	86	1,076.00

PEDESTAL FILE FOR CREDENZA/RETURN/EXTENDED CORNER




- Pedestals have integrated cable management access at top and bottom of ped
- Ped tops are unfinished. Must be attached to underside of surface
- Pedestals cannot be used with height-adjustable desks
- Feature dual-purpose pencil drawers for storing supplies or laptops

- All locks are keyed alike. Lock cores are removable for keying suites individually
- Curved metal pulls with Brushed Nickel finish
- File drawers accommodate letter or legal size hanging file folders
- Pedestals ship fully assembled

Model No.	Description	Dimensions	Weight	List Price
APBBF20	Credenza Pencil/Box/Box/File Pedestal	15¼"W x 20"D x 27½"H	75	1,000.00
AFF20	Credenza File/File Pedestal	15¼"W x 20"D x 27½"H	74	951.00

LATERAL FILE FOR CREDENZA/RETURN/EXTENDED CORNER




- Credenza Laterals slide easily under any surface
- Credenza Lateral top is unfinished
- Drawers can support up to 2 lbs. per inch

- Curved metal pulls with Brushed Nickel finish
- All locks are keyed alike. Lock cores are removable for keying suites individually

Model No.	Description	Dimensions	Weight	List Price
ACLF36	36" Credenza Lateral File	36"W x 20"D x 27½"H	126	1,377.00

FREESTANDING LATERAL FILE



- 1½" surface allows it to be used alone or next to any Credenza or Return
- Drawers can support up to 2 lbs. per inch
- Drawers can be configured for front-to-back or side-to-side filing

- Curved metal pulls with Brushed Nickel finish
- All locks are keyed alike. Lock cores are removable for keying suites individually

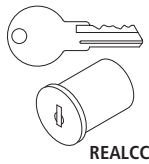
Model No.	Description	Dimensions	Weight	List Price
AFLF36	36" Freestanding Lateral File	36"W x 24"D x 29½"H	240	1,753.00



REPLACEMENT LOCK CORES

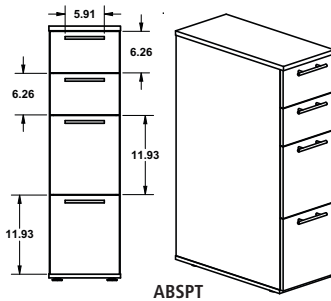


- Allows pedestals and laterals to be keyed uniquely for up to fifteen different workstations
- Master key available
- Must purchase a core removal tool to change locks cores

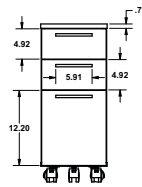


Model No.	Description	Weight	List Price
REALCC0311 through REALCC0325	Replacement Core with Keys, Silver	1	42.00
REALCRK	Core Removal Tool	1	42.00
REALCMK	Master Key	1	42.00

SKINNY PEDESTAL

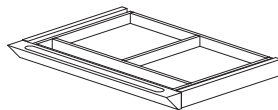


Model No.	Description	Dimensions	Weight	List Price
ABSP	Skinny Pedestal	10¼" W x 23" D x 24½" H	53	588.00
ABSPT	Skinny Pedestal (Tall)	10¼" W x 23" D x 38½" H	86	763.00



- Front 3 casters are 2" high locking casters
- Available in Aberdeen® laminate colors

CENTER DRAWER

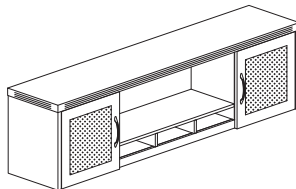


- Solid wood frame construction
- Drawer operates smoothly on full-extension ball bearing suspension

- Available in Graphite with Black drawer front only

Model No.	Dimensions	Weight	List Price
ACD	25" W x 18" D x 2" H Assembled	13	299.00
ACD530	25" W x 12½" D x 2" H Use with 30" D Height-Adjustable Desks	13	296.00

WALL MOUNT HUTCH

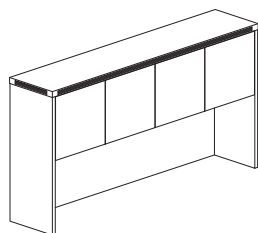


- Two textured glass doors, central opening and pigeon hole slots
- Central opening sized for binder storage

- Wall mounting brackets included
- Curved metal pulls with Brushed Nickel finish
- 150 lb. weight capacity

Model No.	Description	Dimensions	Weight	List Price
AWG72	72" Wall Mount Hutch	72" W x 15" D x 19⅝" H	121	1,264.00

HUTCH WITH WOOD DOORS

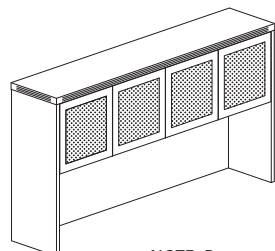


- Features four cabinet styled doors with self-closing hinges
- Back panel features two cable grommets

- 21½" clearance between work surface and bottom of shelf
- Accepts optional Fabric Tack Panel and Task Light

Model No.	Description	Dimensions	Weight	List Price
AHW72	72" Hutch with Wood Doors	72" W x 15" D x 39⅝" H	142	1,283.00

HUTCH WITH GLASS DOORS



- Glass is tempered for safety and durability
- Features four cabinet styled doors with self-closing hinges
- Back panel features two cable grommets

- 21½" clearance between work surface and bottom of shelf
- Accepts optional Fabric Tack Panel and Task Light

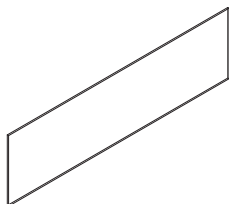
Model No.	Description	Dimensions	Weight	List Price
AHG72	72" Hutch with Glass Doors	72" W x 15" D x 39⅝" H	142	1,753.00

NOTE: Recommended under-cabinet LED Task Light is model EZDP. Other LED Task/Desk lighting is available in the Ergonomics section page 84.



Office Suites
Tables & Desks
Essentials
Meeting
Personation
Organization
Ergonomics
High Density Storage
Storage & Filing
Facilities
Technology Furniture
Art & Engineering
K-12 Education
SAFE Collection Addendum

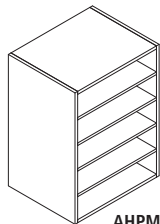
HUTCH TACK PANEL



- Attaches to Hutch back panel using adhesive tape
- Allows for access to the Hutch's grommet for cable management
- Available in Black fabric only

Model No.	Description	Dimensions	Weight	List Price
AFTP72	72" Fabric Tack Panel	69¾"W x ½"D x 19¼"H	6	349.00

PAPER MANAGEMENT ORGANIZERS

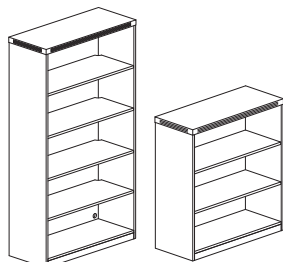


AHPM

- Can accommodate legal-sized documents
- Sized to fit under Hutch

Model No.	Description	Dimensions	Weight	List Price
AHPM	Horizontal Paper Management	15"W x 11¼"D x 20¼"H	32	349.00

BOOKCASES




AB5536

AB3536

- Shelves are adjustable on 1¼" increments with 5" of total adjustment
- Shelves contain corner mouse holes for vertical cable management
- Back panel provides grommet for wall access
- Quarter Round Bookcase shelf support 25. lbs per shelf
- Standard Bookcases support 75 lbs. per shelf, evenly distributed

Model No.	Description	Dimensions	Weight	List Price
AB5536	5 Shelf Bookcase (1 fixed shelf)	36"W x 15"D x 68¾"H	175	1,177.00
AB3536	3 Shelf Bookcase	36"W x 15"D x 39⅞"H	117	977.00

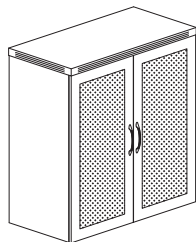
PERSONAL STORAGE TOWER



- Includes 7¾" wardrobe section with a hanging rod and four adjustable shelves
- Storage section includes two adjustable shelves on 1¼" increments with a total of 5" of adjustment
- File section includes two file drawers
- Curved metal pulls with Brushed Nickel finish. Additional pull options available
- Ships in two cartons

Model No.	Description	Dimensions	Weight	List Price
APST	Personal Storage Tower	24"W x 24"D x 68¾"H	248	2,006.00

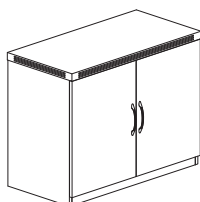
GLASS DISPLAY CABINET



- Glass is tempered for safety and durability
- Two (2) adjustable shelves on 1¼" increments with a total of 5" of adjustment
- Curved metal pulls with Brushed Nickel finish. Additional pull options available
- Grommet in back panel for wall access
- Mouse hole in shelf to permit vertical routing of cables

Model No.	Description	Dimensions	Weight	List Price
AGDC	Glass Display Cabinet	36"W x 18"D x 39¾"H	135	1,624.00

STORAGE CABINET



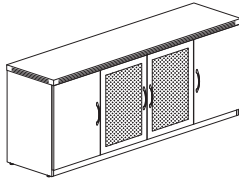
- Self-closing hinged doors
- One shelf adjustable on 1¼" increments with a total of 5" of adjustment
- Shelf contains corner mouse hole for vertical cable management
- Mouse hole in back panel for wall access
- Curved metal pulls with Brushed Nickel finish. Additional pull options available

Model No.	Description	Dimensions	Weight	List Price
ASC	Storage Cabinet	36"W x 18"D x 29½"H	132	1,251.00



These products are subject to California Proposition 65. Please visit the product detail www.filingtoday.com/pages/filingtoday.com

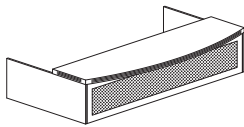
LOW WALL CABINET



- Self-closing hinged doors
- One shelf per compartment adjustable on 1/4" increments with a total of 5" of adjustment. (3 shelves total)
- Shelves contain corner mouse hole for vertical cable management
- Mouse hole in back panel for wall access
- Curved metal pulls with Brushed Nickel finish standard. Additional pull options available

Model No.	Description	Dimensions	Weight	List Price
ALC	Low Wall Cabinet	72"W x 18"D x 29½"H	173	2,257.00

RECEPTION ACCESSORIES



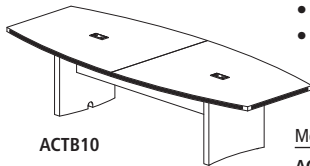
- For main reception Desk. To be used on ARD7236 page 12
- Textured glass front panel
- 1½" thick bow front transaction counter. 6" overhang

Model No.	Description	Dimensions	Weight	List Price
ARDTC	72" Reception Transaction Counter	72"W x 42"D x 15½"H	113	1,177.00

CONFERENCE TABLES



- 1½" thick work surface
- Surfaces feature hollow core construction
- Boat-shaped conference tables standard with two grommets (6' has one centered grommet, 18' has 3 grommets)
- Boat-shaped conference tables accept power module for power and data access
- Round conference tables have one round grommet
- Conference table legs have cable chimney for concealed cable management from surface to floor
- Tops larger than 96" have multi-piece top surfaces connected via steel cam post and steel connecting plates
- Large conference tables ship in multiple cartons
- Structural modesty panel conceals horizontal cable management
- ACTB18 not available in Gray Steel

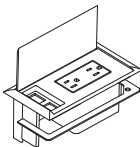


ACTB10



ACTR42

Model No.	Description	Dimensions	Weight	List Price
ACTB18	18' Conference Table, Boat Top	216"W x 48"D x 29½"H	650	5,973.00
ACTB12	12' Conference Table, Boat Top	144"W x 48"D x 29½"H	500	3,469.00
ACTB10	10' Conference Table, Boat Top	120"W x 48"D x 29½"H	416	2,903.00
ACTB8	8' Conference Table, Boat Top	96"W x 48"D x 29½"H	344	2,399.00
ACTB6	6' Conference Table, Boat Top	72"W x 36"D x 29½"H	233	1,654.00
ACTR42	42" Round Conference Table	42"Dia x 29½"H	105	1,168.00



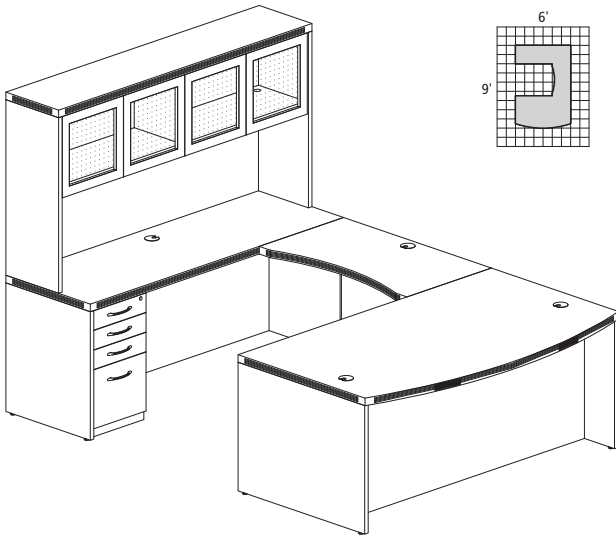
Model No.	Description	List Price
SPM	6¼"W x 4"D x 1½"H Optional Power Module, UL Listed [includes RJ11-Cat 3 coupler (phone) and RJ45 coupler (data)] – 6' power cord	572.00



Aberdeen® Idea Starters

Safco® Products marketing materials are designed to be used as sales tools for our Dealer network.

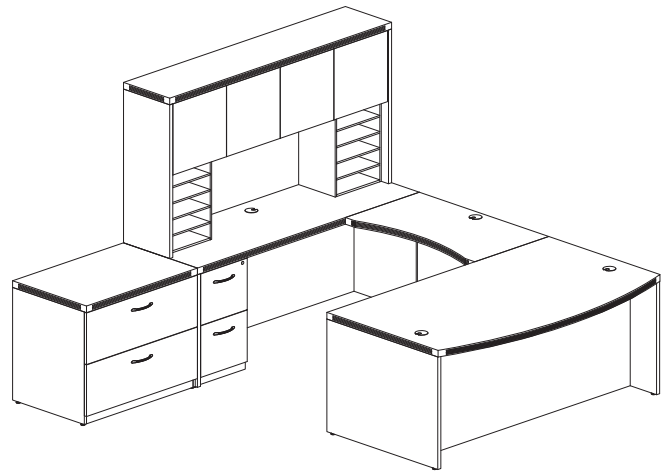
- Order components separately.



ABERDEEN IDEA STARTER #1

Consists of:

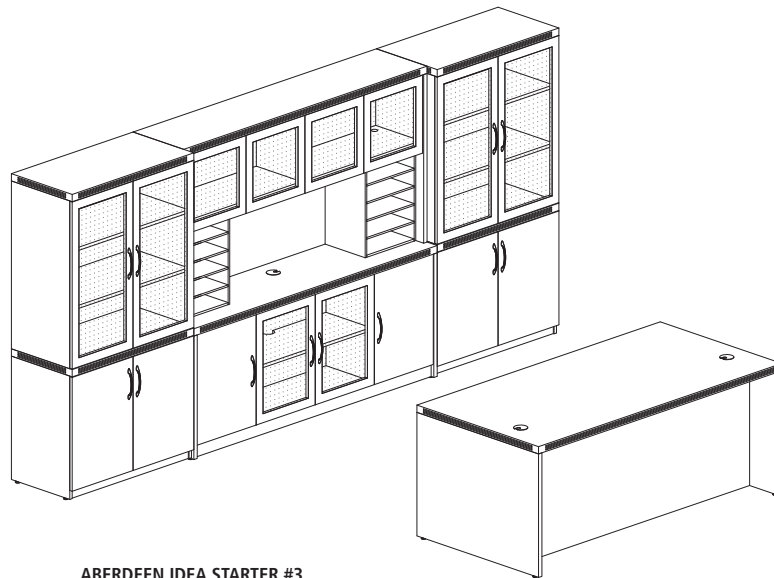
QTY.	MODEL NO.	DESCRIPTION	LIST PRICE EACH
1	ABD7242	Bowfront Desk, 72 x 42"	1,505.00
1	ACD7224	Credenza, 72 x 24"	1,052.00
1	ACB4224	Contour Bridge, 42 x 24"	597.00
1	APBBF26	Desk Pencil/Box/Box/File Pedestal	1,126.00
1	APBBF20	Credenza Pencil/Box/Box/File Pedestal	1,000.00
1	AHG72	Hutch with Glass Doors, 72"W	1,753.00
			7,033.00



ABERDEEN IDEA STARTER #2

Consists of:

QTY.	MODEL NO.	DESCRIPTION	LIST PRICE EACH
1	ABD7242	Bowfront Desk, 72 x 42"	1,505.00
1	ACB4224	Contour Bridge, 42 x 24"	597.00
1	ACD7224	Credenza, 72 x 24"	1,052.00
1	APBBF26	Desk Pencil/Box/Box/File Pedestal	1,126.00
1	AFF20	Credenza File/File Pedestal	951.00
1	AFLF36	Freestanding Lateral File, 36 x 24"	1,753.00
1	AHW72	Hutch with Wood Doors, 72"W	1,283.00
2	AHPM	Horizontal Paper Management	349.00
			8,616.00



ABERDEEN IDEA STARTER #3

Consists of:

QTY.	MODEL NO.	DESCRIPTION	LIST PRICE EACH
1	ARD7236	Rectangular Conference Desk, 72 x 36"	1,303.00
1	APBBF26	Desk Pencil/Box/Box/File Pedestal	1,126.00
1	AFF26	Desk File/File Pedestal	1,076.00
1	ALC	Low Wall Cabinet	2,257.00
2	ASC	Storage Cabinet	1,251.00
2	AGDC	Glass Display Cabinet	1,624.00
1	AHG72	Hutch with Glass Doors, 72"W	1,753.00
2	AHPM	Horizontal Paper Management	349.00

10,739.00

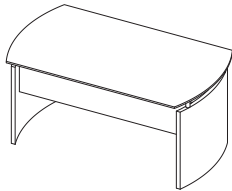
MEDINA DESK SYSTEM

Laminate Options: Gray Steel-LGS, Mocha-LDC and Textured Sea Salt-TSS.

CARB Compliant: Core materials comply with Phase 2 of CARB's formaldehyde emission limits of composite wood materials.

- All Desk, Return and Extension work surfaces are 1" thick with a distinctive beveled edge
- All locks are keyed-alike and feature removable cores for installing "keyed-different" locks after-market
- PVC edge
- All floor supported models include steel threaded leveling glides.
- Models in all finishes are available on both the Quick Ship and Freight delivery programs with no quantity limitations
- Recommended under-cabinet LED Task Light is model EZDP. Other LED Task/Desk lighting is available in the Ergonomics section page 84

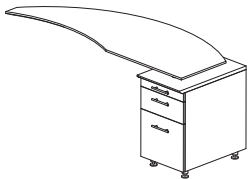
CURVED DESK 



- Floating Top with Silver supports
- Silver modesty panel
- Curved end panels reflect curved ends of work surface

Model No.	Dimensions	Weight	List Price
MND72	72"W x 36"D x 29½"H Curved Ends	132	999.00


CURVED DESK RETURN WITH PENCIL/BOX/FILE PEDESTAL 



- Works only with MND63 and MND72
- Creates L-shaped work surface when attached to Desk
- Gang-lock features removable core
- Available for right or left side of Desk
- Supported by Return Pencil-Box-File Pedestal
- Stands off on Silver legs

Model No.	Description	Dimensions	Weight	List Price
MNRTPR	63" Right Return	63"W x 24"D x 29½"H	119	1,068.00
MNRTPL	63" Left Return	63"W x 24"D x 29½"H	119	1,068.00

CURVED DESK EXTENSION 



- Works only with MND63 and MND72
- Available for right or left side of Desk
- Supported by Silver stand offs

Model No.	Description	Dimensions	Weight	List Price
MNEXTR	Right Extension	47"W x 28"D x 29½"H	49	605.00
MNEXTL	Left Extension	47"W x 28"D x 29½"H	49	605.00

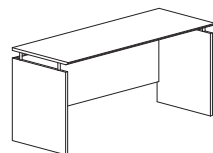
BRIDGE 



- Works only with MND63 and MND72
- Not free standing. Requires connection to Credenza and Desk
- Features modesty panel

Model No.	Description	Dimensions	Weight	List Price
MNBDGR	Right Hand Bridge	48"W x 24"D x 29½"H	62	502.00
MNBDGL	Left Hand Bridge	48"W x 24"D x 29½"H	62	502.00

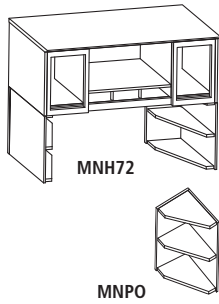
CREDENZA 



Model No.	Dimensions	Weight	List Price
MNCN272	72"W x 20"D x 29½"H	110	650.00

Note: Credenza can be used with both the Curved Desks and Straight Desks.

HUTCH



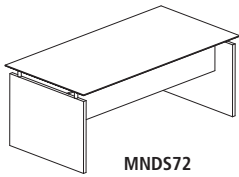
- Frosted glass doors with Silver frames
- Two open compartment slots
- Fully assembled
- Wall mounted or sits on corner supports
- Two corner supports are needed to support a hutch

Model No.	Description	Dimensions	Weight	List Price
MNH63	63" Hutch	63"W x 15"D x 18¼"H	128	1,029.00
MNH72	72" Hutch	72"W x 15"D x 18¼"H	132	1,198.00
MNPO*	Corner Support	15"W x 15"D x 20"H	33	162.00

* Two corner supports are needed to support a hutch.

Note: Hutches can be used with both the Curved Desks and Straight Desks.

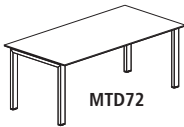
STRAIGHT DESK



- Floating Top with Silver supports
- Silver modesty panels

Model No.	Dimensions	Weight	List Price
MNDS63	63"W x 36"D x 29½"H, Rectangle	128	948.00
MNDS72	72"W x 36"D x 29½"H, Rectangle	132	999.00

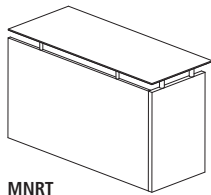
TABLE DESK



- No grommets
- Silver Base

Model No.	Description	Dimensions	List Price
MTD72	Table Desk with Straight Top	72"W x 36"D x 29½"H	1,061.00

UNIVERSAL RETURN

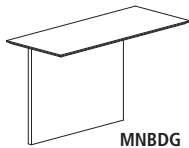


- Works only with MNDS63 and MNDS72
- Creates L-shaped work surface when attached to Desk
- Full modesty panel

Model No.	Description	Dimensions	Weight	List Price
MNRT	Non-Handed Return	48½"W x 20"D x 29½"H	119	512.00

MNRT

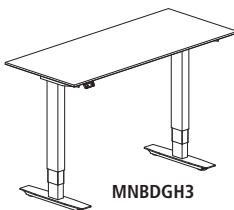
NON-HANDED STRAIGHT BRIDGE



- Works only with MNDS63 and MNDS72
- Not free standing. Requires connection to Credenza and Desk
- Features modesty panel

Model No.	Description	Dimensions	Weight	List Price
MNBDG	Non-Handed Straight Bridge	48½"W x 20"D x 29½"H	62	502.00

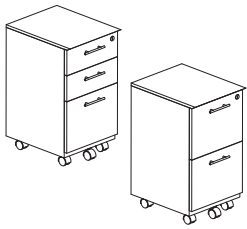
Medina™ Height-Adjustable Bridge



- Return includes (1) 3-Stage ML-Series Height-Adjustable Base with (1) pair of 18" feet with brackets
- Modesty Panel cannot be used when using the Height-Adjustable Base
- **Laminate Options:** Gray Steel-LGS, Mocha-LDC, Textured Sea Salt-TSS
- Freestanding unit; not attached to Credenza and Desk
- Leave 1" clearance on each side between Desk or Credenza and Bridge when assembled to allow table to move free of obstruction

Model No.	Description	Dimensions	Weight	List Price
MNBDGH3	48" Non-Handed Straight Bridge with 3-Stage Height-Adj. Base	48"W x 20"D x 24½" to 50"H	127	1,834.00

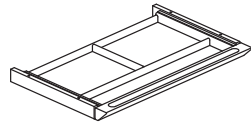
MOBILE PEDESTALS



- Accommodate letter sized hanging file folders only
- Drawers operate smoothly using full-extension ball-bearing suspensions
- Fits under Credenzas
- 2" dual-hooded casters

Model No.	Description	Dimensions	Weight	List Price
MNBBF	Box/Box/File	15½"W x 18"D x 26¾"H	70	656.00
MNFF	File/File	15½"W x 18"D x 26¾"H	68	605.00


CENTER DESK DRAWER



- Solid wood frame construction
- Drawer operates smoothly using full-extension ball-bearing suspension
- Available in Graphite with Black drawer front only

Model No.	Dimensions	Weight	List Price
ACD	25"W x 18"D x 2"H	13	299.00
ACDS30	25"W x 12½"D x 2"H Use with 30"D Height-Adjustable Desks	13	296.00

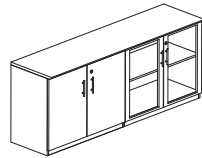
LATERAL FILE



- Accommodates letter- and legal-sized hanging file folders
- Includes counter-weight for stability when in use
- Gang-lock features removable core enabling keyed-alike suites
- Drawers operate smoothly using full-extension ball-bearing suspensions

Model No.	Description	Dimensions	Weight	List Price
MVLF	File/File Lateral	36"W x 20"D x 29½"H Assembled	180	1,248.00

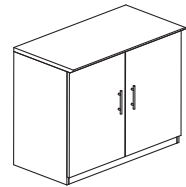
LOW WALL CABINET WITH DOORS



- Sets of doors lock separately. Keyed alike
- Includes one adjustable shelf on each side

Model No.	Description	Dimensions	Weight	List Price
MVLC	Wood/Glass Door Combination	72"W x 20"D x 29½"H	190	1,451.00

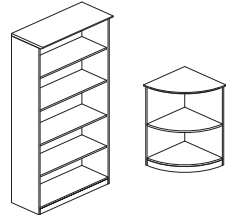
STORAGE CABINET



- Self-closing hinged doors
- One (1) shelf adjustable on 1¼" increments
- Mouse hole in back panel for wall access
- Shelf contains corner mouse hole for vertical cable management

Model No.	Description	Dimensions	Weight	List Price
MSC	Storage Cabinet	36"W x 20"D x 29½"H	96	1,034.00

BOOKCASES



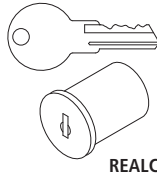
- Open shelves for convenient storage
- Choice of two or five shelf units
- Adjustable shelves
- 1" thick shelves
- MVB5 supports 75 lbs. per shelf, evenly distributed
- MVBQ2 supports 25 lbs. per shelf, evenly distributed

Model No.	Description	Dimensions	Weight	List Price
MVB5	5 Shelf	36"W x 13"D x 68"H	145	873.00
MVBQ2	2 Shelf ¼ - Round	20"W x 20"D x 29½"H	36	321.00

REPLACEMENT LOCK CORES



- Allows pedestals and laterals to be keyed uniquely for up to ten different workstations
- Master key available
- Must purchase a core removal tool to change locks cores



REALCC

Model No.	Description	Weight	List Price
REALCC0311 through REALCC0325 (Silver)	Replacement Core with Keys	1	42.00
REALCRK	Core Removal Tool	1	42.00
REALCMK	Master Key	1	42.00

MEDINA CONFERENCE TABLES

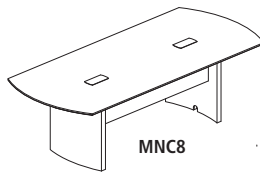
**Laminate Options:** Gray Steel-LGS, Mocha-LDC and Textured Sea Salt-TSS

- Cutout designed to support PM33 listed below
- 250 lb. weight capacity
- Grommet hole cutout size is 4 x 8"
- Conference table legs have cable chimney for concealed cable management from surface to floor

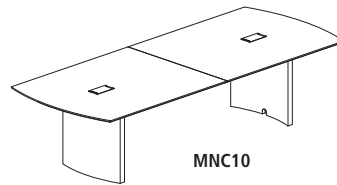


MNCR48

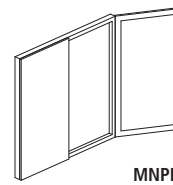
Model No.	Description	Dimensions	Weight	List Price
MNCR48	Round Conference Table	48" Diameter x 29½" H	135	888.00
MNC8	8' Conference Table	96" W x 42" D x 29½" H	236	1,635.00
MNC10	10' Conference Table	120" W x 48" D x 29½" H	306	2,232.00
MNC12	12' Conference Table	144" W x 48" D x 29½" H	358	2,672.00
MNC14	14' Conference Table	168" W x 48" D x 29½" H	399	3,113.00
MNPB	Presentation Board	48" W x 48" H x 3¼" D	110	1,031.00



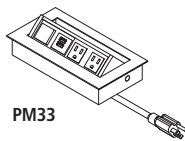
MNC8





MNC10



MNPB



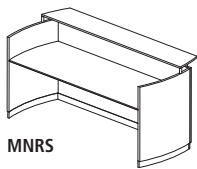
PM33

Model No.	Description	Weight	List Price
PM33  	Power and USB Module with two Power and two USB Outlets (Black-BLK or Silver-SLV) add suffix BLK or SLV after model number (example: PM33BLK) Outside dimension: 8.33" w x 4.40" d, Inside: 6.60" w x 2.75" d	4	1,034.00

MEDINA RECEPTION FURNITURE

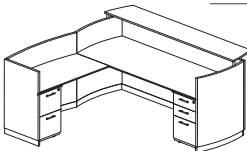
**Laminate Options:** Gray Steel-LGS, Mocha-LDC and Textured Sea Salt-TSS

- Universal Return
- ¾" frosted, tempered glass
- All Reception Station typicals include a center drawer



MNRS

Model No.	Description	Dimensions	Weight	List Price
MNRS	Reception Station (No Pedestals)	87¼" W x 37¼" D x 42¾" H	360	4,103.00
MNRSBF	Reception Station with Box/Box/File, File/File	87¼" W x 37¼" D x 42¾" H	520	5,367.00
MNRSBFB	Reception Station with Return, Box/Box/File, File/File	87¼" W x 37¼" D x 42¾" H Desk 48" W x 25" D x 39¼" H Return	882	6,454.00
MNRBBF	Reception Box/Box/File (Pedestal only)	15½" W x 18" D x 27½" H	77	656.00
MNRFF	Reception File/File (Pedestal only)	15½" W x 18" D x 27½" H	75	605.00

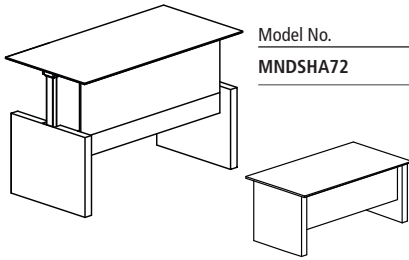


MNRSBFB

MEDINA™ HEIGHT-ADJUSTABLE FRONT DESKS

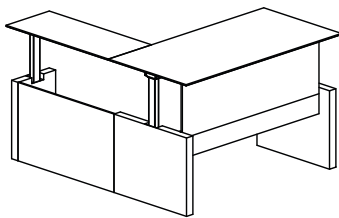
- Desks easily adjust from 29½" - 49¼"
- All work surfaces are 1" thick with a distinctive beveled edge and Silver detail
- All pieces coordinate with Medina™ Desking, Conference and Reception Furniture
- Drive System 110V, 60Hz AC input 120V DC motor draws a maximum of 3 amps for quick and easy movement
- Moves at a speed of ¾" per second for quick adjustment
- Control Switch has simple Up/Down Buttons; sold as standard for ease of reconfiguration
- **Laminate options:** Gray Steel-LGS, Mocha-LDC, Textured Sea Salt-TSS

Medina™ Height-Adjustable Straight Front Desk 

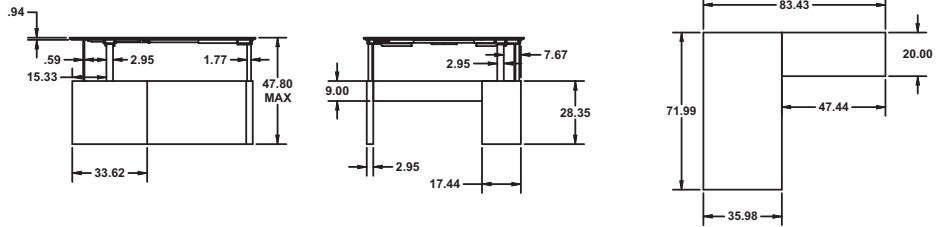


Model No.	Description	Dimensions	Weight	List Price
MNDSHA72	72" Straight Front Desk	72" W x 36" D x 29½" - 49¼" H	257	2,713.00

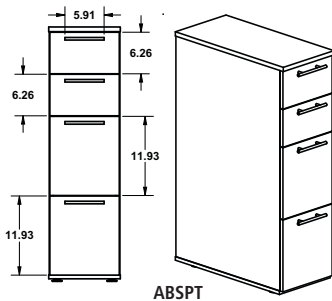
Medina™ Height-Adjustable Straight Front Desk & Return 



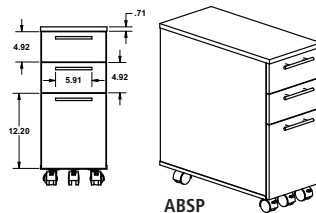
Model No.	Description	Dimensions	Weight	List Price
MNT51H	72" Straight Front Desk with Return	72" W x 84" D x 29½" - 49¼" H	364	3,753.00



SKINNY PEDESTAL   

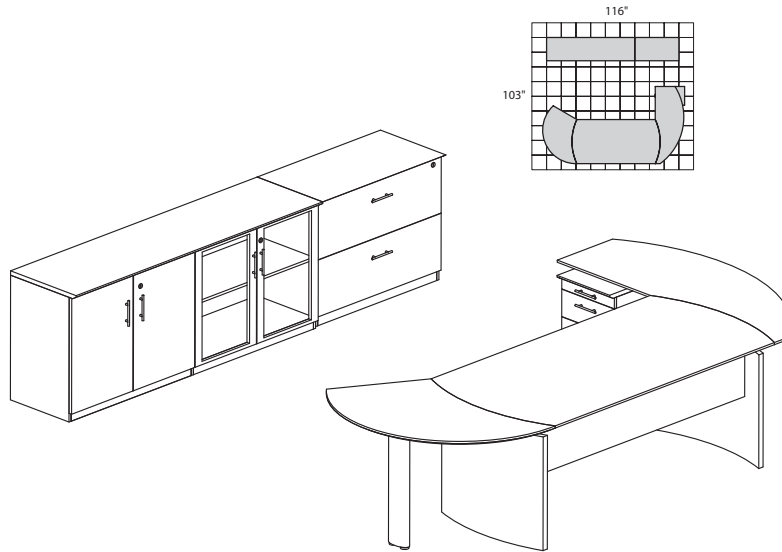


Model No.	Description	Dimensions	Weight	List Price
ABSP	Skinny Pedestal	10¼" W x 23" D x 25½" H	53	588.00
ABSPT	Skinny Pedestal (Tall)	10¼" W x 23" D x 38½" H	82	763.00



- Front 3 casters are 2" high locking casters
- Available in Medina™ laminate colors

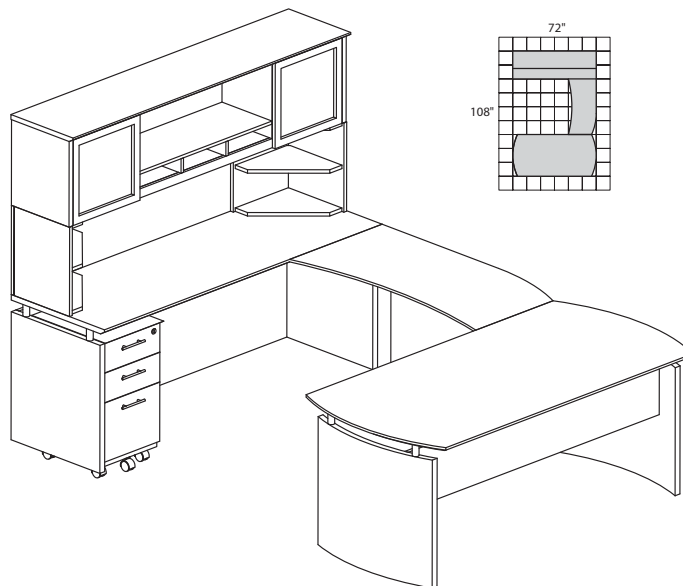
- Order as components



MEDINA SERIES – IDEA STARTER #1

Consists of:

QTY.	MODEL NO.	DESCRIPTION	LIST PRICE EACH
1	MND72	72"W Desk	999.00
1	MNEXTR	Curved Desk Extension	605.00
1	MNRTPL	Curved Desk Return with P/B/F Pedestal	1,068.00
1	ACD	Center Drawer	299.00
1	MVLC	Low Wall Cabinet	1,451.00
1	MVLF	Lateral File	1,248.00
			5,670.00



MEDINA SERIES – IDEA STARTER #2

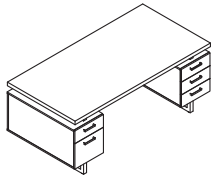
Consists of:

QTY.	MODEL NO.	DESCRIPTION	LIST PRICE EACH
1	MND72	72"W Desk	999.00
1	ACD	Center Drawer	299.00
1	MNBDGL	Bridge Left-Hand	502.00
1	MNCNZ72	72"W Credenza	650.00
1	MNH72	72"W Hutch	1,198.00
1	MNBBF	Box/Box/File Pedestal	656.00
2	MNPO	Corner Supports	162.00
			4,466.00

The Mirella™ laminate Desking series has a contemporary design with finishes and accents that provide a residential look

- Desks and Credenzas feature a floating 1½" thick work surface on top of Black or Silver Standoffs (color based on laminate option)
- Desks and Credenzas feature decorative corner accents and double pedestal design
- Pedestal has option of integrated power module with 2 USB ports in top drawer, power module sold separately
- Pedestal comes keyed alike; for additional keying options contact Safco® Customer Care
- Available in **Standard Laminate:** Sand Dune-SDD, Southern Tobacco-STO laminate
Premium Laminate: White Ash-WAH or White Ash with Stone Gray-SGY (work surface)
- Brushed Silver legs and accents for Stone Gray and White Ash options; Black powder coat legs and accents for Sand Dune and Southern Tobacco
- Refer to Mirella Spec Guide for additional configurations which must be ordered as components

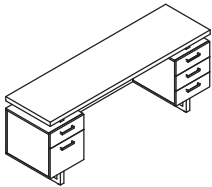
FREESTANDING DESKS



- Double pedestal design with Box/Box/Box and Box/File style
- Includes center drawer under desktop surface
- Includes laminate modesty panel for privacy

Model No.	Description	Dimensions	List Price	
			Standard Laminate	Premium Laminate
MRDBF7236	Double Pedestal Desk, BBB/BF	72"W x 36"D x 29½"H	2,664.00	2,664.00

FREESTANDING CREDENZAS



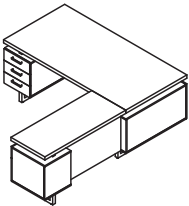
- Highly configurable with multiple pedestal options available
- Includes modesty panel

Model No.	Description	Dimensions	List Price	
			Standard Laminate	Premium Laminate
MRCBF7220	Double Pedestal Credenza, BBB/BF	72"W x 20"D x 29½"H	1,910.00	1,910.00

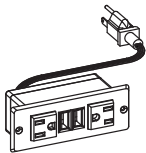
L-SHAPED CONFIGURATIONS



- Use Non-Handed Return Configuration to create a 'L' workstation
- Includes modesty panel
- Includes center drawer under desktop surface
- Includes pedestal with BBB/BF/False design options



Model No.	Description	Dimensions	List Price	
			Standard Laminate	Premium Laminate
MRLSBF7236	Double Pedestal Desk, BBB/BF with 42"W Return	72"W x 36"D x 29½"H Desk 42"W x 20"D x 29½"H Return	3,334.00	3,334.00

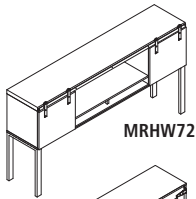


MRPM

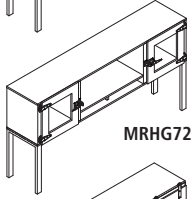
MRPM	Power Module with 2 Power and 2 USB Outlets		-	140.00
------	---	--	---	--------

Mirella™ Laminate Series

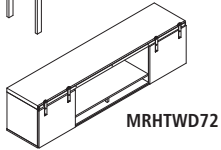
Safco® Products marketing materials are designed to be used as sales tools for our Dealer network.

HUTCHES 

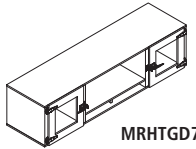
MRHW72



MRHG72



MRHTWD72



MRHTGD72

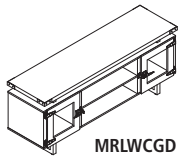
- Hutches come with the choice of smoked or frosted glass doors with decorative hinges and latches or wood doors with sliding barn door hardware
- Available in Standard Laminate Southern Tobacco-STO, Sand Dune-SDD and Premium Laminate White Ash-WAH
- Frosted glass doors for White Ash-WAH, Smoked glass door for Southern Tobacco-STO and Sand Dune-SDD

Model No.	Description	Dimensions	List Price Standard Laminate	List Price Premium Laminate
Hutch with Supports				
MRHW72	72" Hutch with Sliding Wood Doors	72"W x 15"D x 38"H	1,087.00	1,087.00
MRHG72	72" Hutch with Glass Doors	72"W x 15"D x 38"H	1,274.00	1,274.00

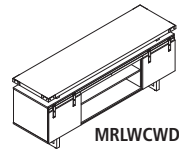
Wall Mounted Hutches

MRHTWD72	72" Hutch with Sliding Wood Doors	72"W x 15"D x 18"H	725.00	725.00
MRHTGD72	72" Hutch with Glass Doors	72"W x 15"D x 18"H	925.00	925.00

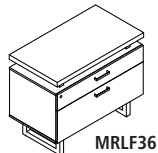
NOTE: Recommended under-cabinet LED Task Light is model EZDP.
Other LED Task/Desk lighting is available in the Ergonomics section page 85.

STORAGE OPTIONS 

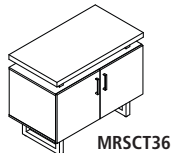
MRLWCGD



MRLWCWD



MRLF36



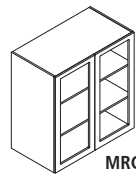
MRSCT36

- Low Wall Cabinets feature two cabinets and two open shelves for compartmentalized storage
- Low Wall Cabinets come with the choice of smoked or frosted glass doors with decorative hinges and latches or wood doors with sliding barn door hardware
- Frosted glass doors for White Ash-WAH and Stone Gray-SGY (work surface), Smoked glass door for Southern Tobacco-STO and Sand Dune-SDD
- Lateral File includes one file drawer and one storage drawer
- Storage Cabinet (MRSC36) has one shelf with concealed storage
- Glass Door Display Cabinet (MRGDC) and Wood Door Storage Cabinet (MRWDC) include three storage shelves

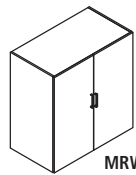
Model No.	Description	Dimensions	List Price Standard Laminate	List Price Premium Laminate
MRLWCGD	Low Wall Cabinet Glass Doors	72"W x 20"D x 29½"H	1,894.00	1,894.00
MRLWCWD	Low Wall Cabinet Wood Doors	72"W x 20"D x 29½"H	1,776.00	1,776.00
MRLF36	36" Lateral File	36"W x 20"D x 29½"H	1,380.00	1,380.00
MRSCT36	36" Storage Cabinet	36"W x 20"D x 29½"H	1,193.00	1,193.00

Display Cabinets - • Available in Standard Laminate Southern Tobacco-STO, Sand Dune-SDD and Premium Laminate White Ash-WAH

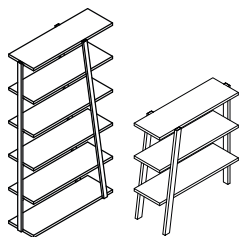
MRGDC	Glass Door Display Cabinet, sits on 36" cabinet	36"W x 20"D x 38"H	1,114.00	1,114.00
MRWDC	Wood Door Storage Cabinet, sits on 36" cabinet	36"W x 20"D x 38"H	855.00	855.00



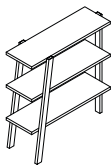
MRGDC



MRWDC

Bookshelf 

MRB55



MRB53

- Three or five shelf bookcase with open back
- Three-legged design
- Available in Standard Laminate Southern Tobacco-STO, Sand Dune-SDD and Premium Laminate White Ash-WAH

MRB53	3 Shelf Bookshelf - 3 shelves, no bottom shelf. Product sits on 36" cabinet. All Shelves 1" thick	36"W x 13½"D x 38"H	508.00	508.00
MRB55	5 Shelf Bookshelf - all Shelves 1" thick With Levelers on the bottom.	36¾"W x 13½"D x 67½"H	844.00	844.00

CONFERENCE ROOM TABLES 



MR42R

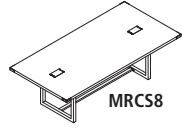
- Standing- or sitting-height options available
- All Conference tables features a 1½" work surface
- Available: Standard Laminate Southern Tobacco-STO, Sand Dune-SDD and Premium Laminate White Ash-WAH, Stone Gray-SGY

- Brushed Silver legs and accents for White Ash and Stone Gray options; Black powder coat legs and accents for Southern Tobacco and Sand Dune

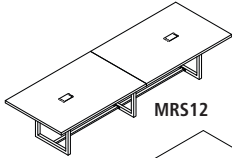
Conference - Sitting

- Features a one-tier work surface with no floating top
- 2 cutouts and grommet covers included with 8 – 16' conference tables

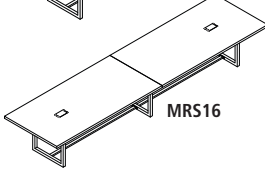
- Cutout designed to work with the PM33 (PM33 is available in either Silver-SLV or Black-BLK)



MRCS8



MRS12



MRS16

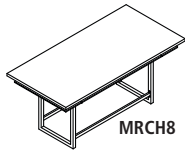
Model No.	Description	Dimensions	List Price	
			Standard Laminate	Premium Laminate
MR42R	Mirella 42" Round Conference Top and Base	42" Diameter x 29½" H	371.00	371.00
MRCS8	8 ft. Conference Table Sitting	96" W x 47¼" D x 29½" H	2,010.00	2,010.00
MRS12	12 ft. Conference Table - Sitting	144" W x 47¼" D x 29½" H	3,709.00	3,709.00
MRS16	16 ft. Conference Table - Sitting	192" W x 47¼" D x 29½" H	4,423.00	4,423.00
PM33	Power Module with 2 Power and 2 USB Outlets (Silver or Black)		1,034.00	



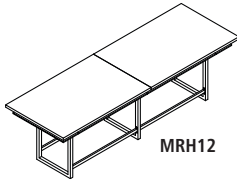
PM33

Conference - Standing 

- Two – tier design (3¾" between tiers) allows for optional integrated power nested between tiers
- Table with 6 cutouts for power modules (sold separately) use with MRPM3
- MRPM3 includes three Power Modules per carton (1 standard and 2 daisy chain Power Modules)

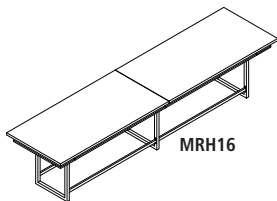


MRCH8

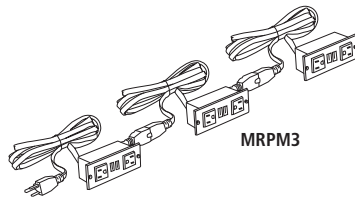


MRH12

Model No.	Description	Dimensions	List Price	
			Standard Laminate	Premium Laminate
MRCH8	8 ft. Conference Table Standing	96" W x 47¼" D x 42" H	2,612.00	2,612.00
MRH12	12 ft. Conference Table - Standing	144" W x 47¼" D x 42" H	4,853.00	4,853.00
MRH16	16 ft. Conference Table - Standing	192" W x 47¼" D x 42" H	5,831.00	5,831.00
MRPM3BLK	Power Module with 2 Power and 2 USB Outlets 1 Daisy Chain (3 Power Modules per carton), Black			388.00

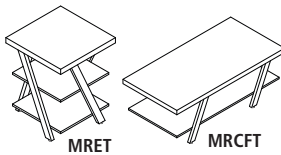


MRH16



MRPM3

OCCASIONAL TABLES 



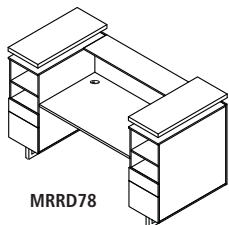
MRET

MRCFT

- Contemporary open design with slanted metal legs
- Bottom shelf for storage

Model No.	Description	Dimensions	List Price	
			Standard Laminate	Premium Laminate
MRET	End Table	20" W x 20" D x 25" H	643.00	643.00
MRCFT	Coffee Table	48" W x 23¼" D x 16" H	785.00	785.00

RECEPTION STATIONS 



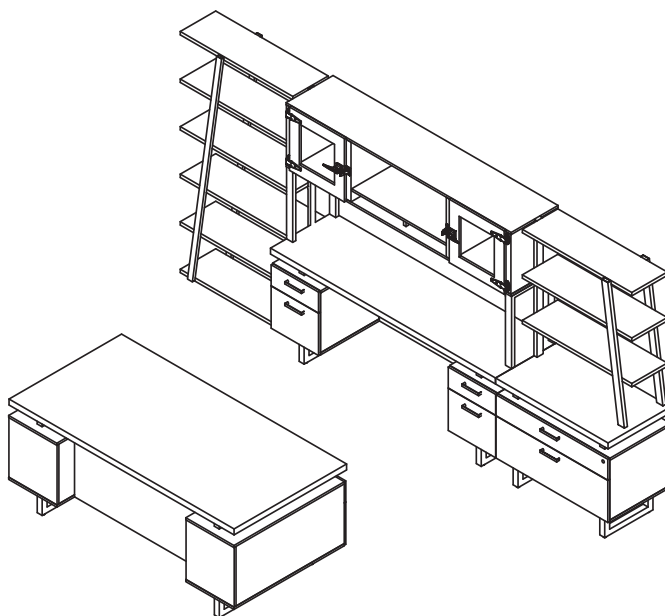
MRRD78

- Floating ½" thick tempered glass reception counter
- Frosted tempered glass top for White Ash options; Smoked glass top for Southern Tobacco & Sand Dune
- Available: Standard Laminate Southern Tobacco-STO, Sand Dune-SDD and Premium Laminate White Ash-WAH

- Features a floating 1½" thick surface
- Has a 2 Shelf/Box/File Pedestals for storage
- Includes center drawer under desktop surface

Model No.	Description	Dimensions	List Price	
			Standard Laminate	Premium Laminate
MRRD78	Reception Desk with Counter Top Glass	78" W x 36" D x 48" H	4,080.00	4,080.00

- Order as components



MIRELLA SERIES IDEA STARTER #2

Consists of:

QTY.	MODEL NO.	DESCRIPTION	LIST PRICE EACH
1	MRDBF7236	Double Pedestal Desk, BBB/BF 72"W x 36"D x 29½"H Desk	2,664.00
1	MRCBF7220	Double Pedestal Credenza, BBB/BF 72"W x 20"D x 29½"H	1,910.00
1	MRHG72	Hutch with Glass Doors 72"W x 20"D x 38"H	1,274.00
1	MRLF36	36"W Lateral File, 36"W x 20"D x 29½"H	1,380.00
1	MRBS3	3 Shelf Bookshelf, 36"W x 13½"D x 38"H	508.00
1	MRBS5	5 Shelf Bookshelf, 36¼"W x 13½"D x 67½"H	844.00
			8,580.00

All pedestals and legs are non-handed making specifications and installation simple with Desks featuring a full 30" of filing and/or storage space.

Desks: 29"H Desk-Height. Legs and modesty panels made from Cold Rolled Steel. Optional storage pedestals incorporated into base to reduce redundant components. Modesty panel full height on Desks – 2/3 height on Credenza. Modesty panel can be mounted flush or with 1½" inset. All Desks come standard with leveling glides and grommets.

Work surfaces: 1½" High pressure laminate with PVC T-mold and 3mm edging. Grommets are 1¾" diameter.

Peds: Full extension ball bearing slides on all drawers, with adjustable leveling glides, pencil tray and box file divider. Locks standard and allow for lock cores to be changed. Choose Box/Box/File or File/File style. Peds support both legal and letter width files.

Overhead: All steel cabinet body. Contoured door for aesthetics. Doors travel up and over top of unit using ball bearing slides. Standard locks are concealed under cabinet body and are core-removable to create keyed-alike suites. 13⅞" deep shelf is 20" above Desk. Options include: Soft close, tackboard and task light.

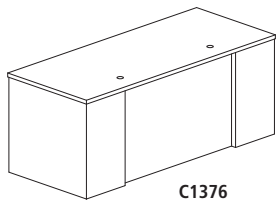
Privacy Panels: Hollow core privacy panels available in tackable fabric. Can be stacked or ganged. Panel heights can be combined for three levels of privacy, either 18", 27" or 36"H.

Meets or exceeds all ANSI/BIFMA standards.
All grommets, overhead door and stackable fabric panel trim will match the work surface edging color (Black, Taupe, Warm Gray & Ice Gray).

- Work surfaces available in CSII™ colors, see page 10 for Safco corporate Laminates and Paint colors or go to Safco website to view color swatches

30" DEEP RECTANGULAR DESK

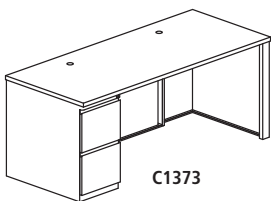
- Pedestal depth is 30"
- Choice of File/File (F/F) and/or Box/Box/File (B/B/F)
- 300 lb. capacity, evenly distributed
- Full height modesty panel included
- Two grommets in surface, standard
- Work surfaces available in five colors; see Safco website for color information
- See page 37 for interior leg panel information



C1376

Model No.	Dimensions	Weight	List Price	No Modesty Panel (+N) List Price
C1336	48"W x 30"D x 29"H, No Pedestal	114	1,268.00	1,168.00
C1356	60"W x 30"D x 29"H, No Pedestal	124	1,498.00	1,287.00
C1366	66"W x 30"D x 29"H, No Pedestal	132	1,478.00	1,446.00
C1376	72"W x 30"D x 29"H, No Pedestal	142	1,608.00	1,342.00

30" Deep Rectangular with one Pedestal



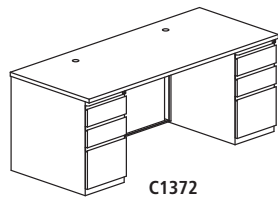
C1373

Model No.	Dimensions	Weight	List Price	No Modesty Panel (+N) List Price
C1331	48"W x 30"D x 29"H, 1 B/B/F Pedestal	157	2,114.00	2,206.00
C1341	54"W x 30"D x 29"H, 1 B/B/F Pedestal	162	2,345.00	2,239.00
C1351	60"W x 30"D x 29"H, 1 B/B/F Pedestal	167	2,430.00	2,302.00
C1361	66"W x 30"D x 29"H, 1 B/B/F Pedestal	175	2,502.00	2,366.00
C1371	72"W x 30"D x 29"H, 1 B/B/F Pedestal	185	2,528.00	2,239.00
C1333	48"W x 30"D x 29"H, 1 F/F Pedestal	157	2,114.00	2,206.00
C1343	54"W x 30"D x 29"H, 1 F/F Pedestal	162	2,345.00	2,239.00
C1353	60"W x 30"D x 29"H, 1 F/F Pedestal	167	2,216.00	2,302.00
C1363	66"W x 30"D x 29"H, 1 F/F Pedestal	175	2,282.00	2,366.00
C1373	72"W x 30"D x 29"H, 1 F/F Pedestal	185	2,528.00	2,394.00

• Work surfaces available in CSII™ colors, see page 10 for Safco corporate Laminates and Paint colors or go to Safco website to view color swatches

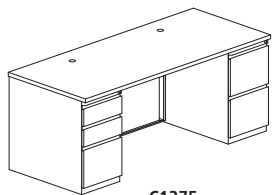
30" DEEP RECTANGULAR DESK

30" Deep Rectangular with Two Pedestals



C1372

Model No.	Dimensions	Weight	List Price	No Modesty Panel (+N) List Price
C1342	54"W x 30"D x 29"H, 2 B/B/F Pedestals	175	3,228.00	3,218.00
C1352	60"W x 30"D x 29"H, 2 B/B/F Pedestals	180	3,401.00	3,278.00
C1362	66"W x 30"D x 29"H, 2 B/B/F Pedestals	190	3,476.00	3,336.00
C1372	72"W x 30"D x 29"H, 2 B/B/F Pedestals	200	3,505.00	3,070.00
C1345	54"W x 30"D x 29"H, 1 B/B/F Pedestal, 1 F/F Pedestal	175	3,325.00	3,218.00
C1355	60"W x 30"D x 29"H, 1 B/B/F Pedestal, 1 F/F Pedestal	180	3,401.00	3,278.00
C1365	66"W x 30"D x 29"H, 1 B/B/F Pedestal, 1 F/F Pedestal	190	3,170.00	3,336.00
C1375	72"W x 30"D x 29"H, 1 B/B/F Pedestal, 1 F/F Pedestal	200	3,505.00	3,367.00



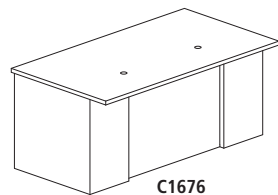
C1375

C1344	54"W x 30"D x 29"H, 2 F/F Pedestals	175	3,325.00	3,218.00
C1354	60"W x 30"D x 29"H, 2 F/F Pedestals	180	3,101.00	3,278.00
C1364	66"W x 30"D x 29"H, 2 F/F Pedestals	190	3,476.00	3,336.00
C1374	72"W x 30"D x 29"H, 2 F/F Pedestals	200	3,196.00	3,367.00

36" DEEP RECTANGULAR DESK

- 6" conference overhang
- Full height modesty panel included

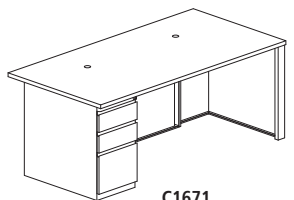
- Two grommets in surface, standard
- See page 37 for interior leg panel information



C1676

Model No.	Dimensions	Weight	List Price	No Modesty Panel (+N) List Price
C1656	60"W x 36"D x 29"H, No Pedestal	139	1,638.00	—
C1676	72"W x 36"D x 29"H, No Pedestal	157	1,737.00	1,596.00

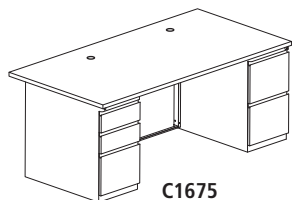
36" Deep Rectangular with One Pedestal



C1671

Model No.	Dimensions	Weight	List Price	No Modesty Panel (+N) List Price
C1651	60"W x 36"D x 29"H, 1 B/B/F Pedestal	180	2,250.00	2,345.00
C1661	66"W x 36"D x 29"H, 1 B/B/F Pedestal	190	2,356.00	2,389.00
C1671	72"W x 36"D x 29"H, 1 B/B/F Pedestal	200	2,615.00	2,259.00
C1653	60"W x 36"D x 29"H, 1 F/F Pedestal	180	2,468.00	2,345.00
C1663	66"W x 36"D x 29"H, 1 F/F Pedestal	190	2,520.00	2,389.00
C1673	72"W x 36"D x 29"H, 1 F/F Pedestal	200	2,615.00	2,477.00

36" Deep Rectangular with Two Pedestals

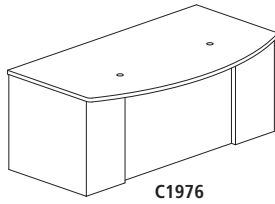


C1675

Model No.	Dimensions	Weight	List Price	No Modesty Panel (+N) List Price
C1652	60"W x 36"D x 29"H, 2 B/B/F Pedestals	187	3,490.00	3,367.00
C1662	66"W x 36"D x 29"H, 2 B/B/F Pedestals	202	3,547.00	3,406.00
C1672	72"W x 36"D x 29"H, 2 B/B/F Pedestals	217	3,635.00	3,501.00
C1655	60"W x 36"D x 29"H, 1 B/B/F Pedestal, 1 F/F Pedestal	187	3,490.00	3,367.00
C1665	66"W x 36"D x 29"H, 1 B/B/F Pedestal, 1 F/F Pedestal	202	3,547.00	3,406.00
C1675	72"W x 36"D x 29"H, 1 B/B/F Pedestal, 1 F/F Pedestal	217	3,399.00	3,501.00
C1654	60"W x 36"D x 29"H, 2 F/F Pedestals	187	3,490.00	3,367.00
C1664	66"W x 36"D x 29"H, 2 F/F Pedestals	202	3,547.00	3,406.00
C1674	72"W x 36"D x 29"H, 2 F/F Pedestals	217	3,315.00	3,501.00

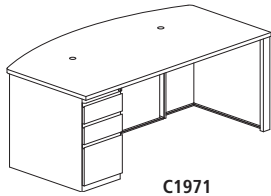
39" DEEP BOW FRONT DESK

- Flush Modesty = 9" overhang, Recessed Modesty = 10¼" overhang
- See page 37 for interior leg panel information
- Full height modesty panel included
- Two grommets in surface, standard



C1976

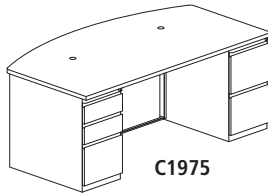
Model No.	Dimensions	Weight	List Price	No Modesty Panel (+N) List Price
C1956	60"W x 39"D x 29"H, No Pedestal	140	1,742.00	—
C1976	72"W x 39"D x 29"H, No Pedestal	160	1,906.00	1,773.00



C1971

39" Bow Front Desk with One Pedestal

Model No.	Dimensions	Weight	List Price	No Modesty Panel (+N) List Price
C1951	60"W x 39"D x 29"H, 1 B/B/F Pedestal	190	2,704.00	2,582.00
C1961	66"W x 39"D x 29"H, 1 B/B/F Pedestal	205	2,625.00	2,674.00
C1971	72"W x 39"D x 29"H, 1 B/B/F Pedestal	220	2,860.00	2,722.00
C1953	60"W x 39"D x 29"H, 1 F/F Pedestal	190	2,528.00	2,582.00
C1963	66"W x 39"D x 29"H, 1 F/F Pedestal	205	2,807.00	2,674.00
C1973	72"W x 39"D x 29"H, 1 F/F Pedestal	220	2,860.00	2,722.00



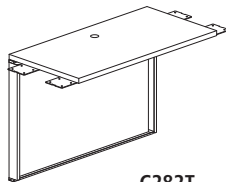
C1975

39" Bow Front Desk with Two Pedestals

Model No.	Dimensions	Weight	List Price	No Modesty Panel (+N) List Price
C1952	60"W x 39"D x 29"H, 2 B/B/F Pedestals	225	3,723.00	3,601.00
C1962	66"W x 39"D x 29"H, 2 B/B/F Pedestals	235	3,578.00	3,692.00
C1972	72"W x 39"D x 29"H, 2 B/B/F Pedestals	245	3,627.00	3,743.00
C1955	60"W x 39"D x 29"H, 1 B/B/F Pedestal, 1 F/F Pedestal	225	3,481.00	3,601.00
C1965	66"W x 39"D x 29"H, 1 B/B/F Pedestal, 1 F/F Pedestal	235	3,578.00	3,692.00
C1975	72"W x 39"D x 29"H, 1 B/B/F Pedestal, 1 F/F Pedestal	245	3,879.00	3,743.00
C1954	60"W x 39"D x 29"H, 2 F/F Pedestals	225	3,723.00	3,601.00
C1964	66"W x 39"D x 29"H, 2 F/F Pedestals	235	3,827.00	3,692.00
C1974	72"W x 39"D x 29"H, 2 F/F Pedestals	245	3,879.00	3,743.00

BRIDGES

- Not freestanding, requires support from adjoining work surfaces
- Available as straight or contoured bridge
- Available with full, 2/3 height, or no modesty panel
- One grommet in surface, standard



C282T

Straight Bridge

Model No.	Dimensions	Weight	List Price
C281T	36"W x 24"D x 29"H, Full Modesty Panel	50	703.00
C282T	42"W x 24"D x 29"H, Full Modesty Panel	57	742.00
C283T	48"W x 24"D x 29"H, Full Modesty Panel	65	728.00
C281S	36"W x 24"D x 29"H, 2/3 Modesty Panel	45	688.00
C282S	42"W x 24"D x 29"H, 2/3 Modesty Panel	53	725.00
C283S	48"W x 24"D x 29"H, 2/3 Modesty Panel	60	765.00

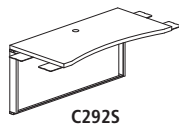
Continued on next page.

BRIDGES

- Not freestanding, requires support from adjoining work surfaces

Straight Bridge continued

Model No.	Dimensions	Weight	List Price
C281N	36"W x 24"D x 29"H, No Modesty Panel	40	652.00
C282N	42"W x 24"D x 29"H, No Modesty Panel	45	628.00
C283N	48"W x 24"D x 29"H, No Modesty Panel	50	712.00



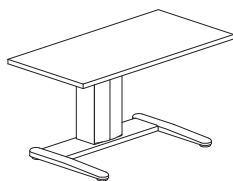
C292S

Contour Bridge

Model No.	Dimensions	Weight	List Price
C292S	42"W x 24"D x 29"H, 2/3 Modesty Panel	53	757.00
C293S	48"W x 24"D x 29"H, 2/3 Modesty Panel	60	729.00

HEIGHT-ADJUSTABLE BRIDGE

- Provides sit-to-stand adjustability at bridge location
- Travel Range: 16" of vertical adjustment from 26" to 42": Full travel time is 18 seconds
- Drive System: 110V, 60 H input, 24V DC motor. 150 lb. capacity
Draws 1.2 amps under full load
- No modesty panel or grommet

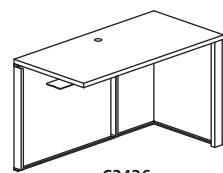


Model No.	Dimensions	Weight	List Price
C36A	36"W x 24"D	115	3,566.00
C42A	42"W x 24"D	119	3,595.00
C48A	48"W x 24"D	125	3,659.00

RETURNS

- Used to create "L" return
- Available in 24"D or 30"D depths
- Returns are non-handed
- See page 37 for interior leg panel information
- Full height modesty panel included
- One grommet in surface, standard
- Must attach to a freestanding Desk unit

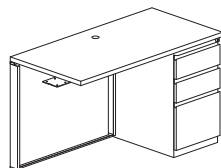
24" Deep Returns



C2436

Model No.	Dimensions	Weight	List Price	No Modesty Panel (+N) List Price
C2486	24"W x 24"D x 29"H, No Pedestal	65	815.00	800.00
C2406	30"W x 24"D x 29"H, No Pedestal	70	851.00	—
C2416	36"W x 24"D x 29"H, No Pedestal	75	909.00	909.00
C2426	42"W x 24"D x 29"H, No Pedestal	82	1,066.00	956.00
C2436	48"W x 24"D x 29"H, No Pedestal	89	1,141.00	1,035.00
C2446	54"W x 24"D x 29"H, No Pedestal	96	1,312.00	1,205.00
C2456	60"W x 24"D x 29"H, No Pedestal	103	1,249.00	1,222.00
C2466	66"W x 24"D x 29"H, No Pedestal	110	1,464.00	1,314.00
C2476	72"W x 24"D x 29"H, No Pedestal	117	1,526.00	1,377.00

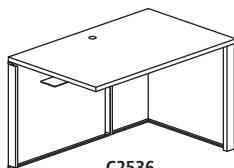
24" Deep with One Pedestal



C2441

Model No.	Dimensions	Weight	List Price	No Modesty Panel (+N) List Price
C2481	24"W x 24"D x 29"H, 1 B/B/F Pedestal	94	1,659.00	1,678.00
C2401	30"W x 24"D x 29"H, 1 B/B/F Pedestal	99	1,833.00	1,739.00
C2411	36"W x 24"D x 29"H, 1 B/B/F Pedestal	104	1,771.00	1,799.00
C2421	42"W x 24"D x 29"H, 1 B/B/F Pedestal	111	1,973.00	1,865.00
C2431	48"W x 24"D x 29"H, 1 B/B/F Pedestal	118	1,917.00	1,940.00
C2441	54"W x 24"D x 29"H, 1 B/B/F Pedestal	125	2,157.00	1,865.00
C2451	60"W x 24"D x 29"H, 1 B/B/F Pedestal	132	2,268.00	2,118.00
C2461	66"W x 24"D x 29"H, 1 B/B/F Pedestal	139	2,345.00	2,197.00
C2471	72"W x 24"D x 29"H, 1 B/B/F Pedestal	146	2,207.00	2,271.00
C2483	24"W x 24"D x 29"H, 1 F/F Pedestal	94	1,774.00	1,678.00
C2403	30"W x 24"D x 29"H, 1 F/F Pedestal	99	1,671.00	1,739.00
C2413	36"W x 24"D x 29"H, 1 F/F Pedestal	104	1,894.00	1,799.00
C2423	42"W x 24"D x 29"H, 1 F/F Pedestal	111	1,973.00	1,865.00
C2433	48"W x 24"D x 29"H, 1 F/F Pedestal	118	2,050.00	1,940.00
C2443	54"W x 24"D x 29"H, 1 F/F Pedestal	125	1,967.00	2,046.00
C2453	60"W x 24"D x 29"H, 1 F/F Pedestal	132	2,068.00	1,931.00
C2463	66"W x 24"D x 29"H, 1 F/F Pedestal	139	2,345.00	2,197.00
C2473	72"W x 24"D x 29"H, 1 F/F Pedestal	146	2,421.00	2,271.00

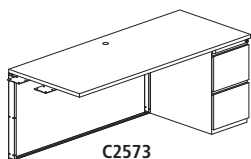
30" Deep Returns



C2536

Model No.	Dimensions	Weight	List Price	No Modesty Panel (+N) List Price
C2506	30"W x 30"D x 29"H, No Pedestal	89	1,043.00	951.00
C2516	36"W x 30"D x 29"H, No Pedestal	94	1,121.00	—
C2526	42"W x 30"D x 29"H, No Pedestal	101	1,166.00	1,060.00
C2536	48"W x 30"D x 29"H, No Pedestal	109	1,169.00	1,139.00
C2546	54"W x 30"D x 29"H, No Pedestal	119	1,440.00	—
C2556	60"W x 30"D x 29"H, No Pedestal	123	1,493.00	1,348.00
C2566	66"W x 30"D x 29"H, No Pedestal	133	1,559.00	—
C2576	72"W x 30"D x 29"H, No Pedestal	141	1,562.00	—

30" Deep with One Pedestal



C2573

Model No.	Dimensions	Weight	List Price	No Modesty Panel (+N) List Price
C2581	24"W x 30"D x 29"H, 1 B/B/F Pedestal	123	1,887.00	1,791.00
C2501	30"W x 30"D x 29"H, 1 B/B/F Pedestal	128	1,823.00	1,853.00
C2511	36"W x 30"D x 29"H, 1 B/B/F Pedestal	133	1,881.00	1,915.00
C2521	42"W x 30"D x 29"H, 1 B/B/F Pedestal	140	2,096.00	1,981.00
C2531	48"W x 30"D x 29"H, 1 B/B/F Pedestal	147	2,165.00	2,056.00
C2541	54"W x 30"D x 29"H, 1 B/B/F Pedestal	153	2,336.00	2,230.00
C2551	60"W x 30"D x 29"H, 1 B/B/F Pedestal	162	2,197.00	2,263.00
C2561	66"W x 30"D x 29"H, 1 B/B/F Pedestal	170	2,502.00	2,352.00
C2571	72"W x 30"D x 29"H, 1 B/B/F Pedestal	180	2,484.00	2,507.00
C2583	24"W x 30"D x 29"H, 1 F/F Pedestal	123	1,887.00	1,791.00
C2503	30"W x 30"D x 29"H, 1 F/F Pedestal	128	1,777.00	1,853.00
C2513	36"W x 30"D x 29"H, 1 F/F Pedestal	133	1,881.00	1,915.00
C2523	42"W x 30"D x 29"H, 1 F/F Pedestal	140	2,096.00	1,981.00
C2533	48"W x 30"D x 29"H, 1 F/F Pedestal	147	2,165.00	2,056.00
C2543	54"W x 30"D x 29"H, 1 F/F Pedestal	153	2,336.00	2,230.00
C2553	60"W x 30"D x 29"H, 1 F/F Pedestal	162	2,409.00	2,263.00
C2563	66"W x 30"D x 29"H, 1 F/F Pedestal	170	2,502.00	2,352.00
C2573	72"W x 30"D x 29"H, 1 F/F Pedestal	180	2,657.00	2,507.00

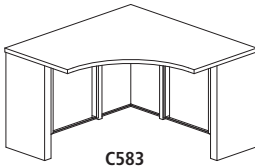
CSII™ Modular Desking

Safco® Products marketing materials are designed to be used as sales tools for our Dealer network.

Work surfaces available in CSII™ colors, see page 10 for Safco corporate Laminates and Paint colors or go to Safco website to view color swatches

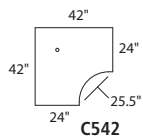
STAND ALONE CORNER SURFACE

- Corner units can be used as a freestanding Desk or as part of a larger configuration
- One grommet in surface, standard
- Full height modesty panels included
- See page 37 for interior leg panel information

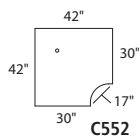


C583

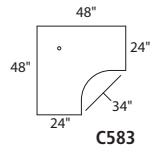
Model No.	Dimensions	Weight	List Price	No Modesty Panel (+N) List Price
C542	24"D x 42"W x 42"W x 24"D x 29"H	124	2,190.00	1,917.00
C552	30"D x 42"W x 42"W x 30"D x 29"H	129	2,238.00	—
C583	24"D x 48"W x 48"W x 24"D x 29"H	131	2,144.00	—
C593	30"D x 48"W x 48"W x 30"D x 29"H	143	2,398.00	—



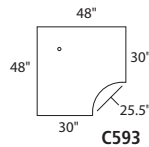
C542



C552



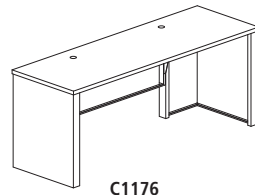
C583



C593

24" DEEP CREDENZA

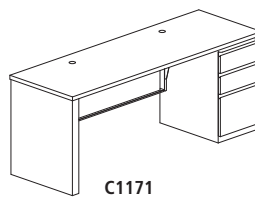
- Pedestal depth is 24"
- Two grommets in surface, standard
- See page 37 for interior leg panel information
- 2/3 height modesty panel included
- F/F and/or B/B/F available
- Pedestals and legs are non-handed to allow installation on either left or right



C1176

Model No.	Dimensions	Weight	List Price	No Modesty Panel (+N) List Price
C1136	48"W x 24"D x 29"H, No Pedestal	94	1,358.00	1,165.00
C1146	54"W x 24"D x 29"H, No Pedestal	101	1,440.00	—
C1156	60"W x 24"D x 29"H, No Pedestal	108	1,335.00	1,370.00
C1166	66"W x 24"D x 29"H, No Pedestal	115	1,423.00	1,425.00
C1176	72"W x 24"D x 29"H, No Pedestal	122	1,579.00	1,479.00

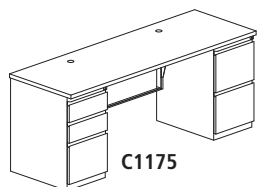
CREDENZA WITH ONE PEDESTAL



C1171

Model No.	Dimensions	Weight	List Price	No Modesty Panel (+N) List Price
C1131	48"W x 24"D x 29"H, 1 B/B/F Pedestal	130	2,109.00	2,171.00
C1141	54"W x 24"D x 29"H, 1 B/B/F Pedestal	137	2,293.00	2,210.00
C1151	60"W x 24"D x 29"H, 1 B/B/F Pedestal	144	2,345.00	2,249.00
C1161	66"W x 24"D x 29"H, 1 B/B/F Pedestal	151	2,261.00	2,324.00
C1171	72"W x 24"D x 29"H, 1 B/B/F Pedestal	158	2,487.00	2,397.00
C1133	48"W x 24"D x 29"H, 1 F/F Pedestal	130	2,056.00	2,171.00
C1143	54"W x 24"D x 29"H, 1 F/F Pedestal	137	2,293.00	2,210.00
C1153	60"W x 24"D x 29"H, 1 F/F Pedestal	144	2,345.00	2,249.00
C1163	66"W x 24"D x 29"H, 1 F/F Pedestal	151	2,261.00	2,324.00
C1173	72"W x 24"D x 29"H, 1 F/F Pedestal	160	2,487.00	2,397.00

CREDENZA WITH TWO PEDESTALS

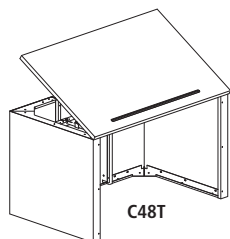


C1175

Model No.	Dimensions	Weight	List Price	No Modesty Panel (+N) List Price
C1142	54"W x 24"D x 29"H, 2 B/B/F Pedestals	178	3,242.00	3,163.00
C1152	60"W x 24"D x 29"H, 2 B/B/F Pedestals	185	3,296.00	3,210.00
C1162	66"W x 24"D x 29"H, 2 B/B/F Pedestals	192	3,366.00	3,256.00
C1172	72"W x 24"D x 29"H, 2 B/B/F Pedestals	204	3,437.00	3,329.00
C1145	54"W x 24"D x 29"H, 1 B/B/F Pedestal, 1 F/F Pedestal	178	2,956.00	3,163.00
C1155	60"W x 24"D x 29"H, 1 B/B/F Pedestal, 1 F/F Pedestal	185	3,005.00	3,210.00
C1165	66"W x 24"D x 29"H, 1 B/B/F Pedestal, 1 F/F Pedestal	192	3,069.00	3,256.00
C1175	72"W x 24"D x 29"H, 1 B/B/F Pedestal, 1 F/F Pedestal	204	3,214.00	3,036.00
C1144	54"W x 24"D x 29"H, 2 F/F Pedestal	178	3,242.00	3,163.00
C1154	60"W x 24"D x 29"H, 2 F/F Pedestal	185	3,082.00	3,210.00
C1164	66"W x 24"D x 29"H, 2 F/F Pedestal	187	3,366.00	3,256.00
C1174	72"W x 24"D x 29"H, 2 F/F Pedestal	199	3,214.00	3,036.00

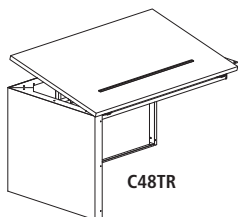
TILT TOP TABLES

- Pencil stop standard in work surface
- Top may be positioned from 0° to 60° in 19 preset positions
- No grommet
- Interior leg panel cannot be used due to frame of tilt-top mechanism



C48T

Model No.	Dimensions	Weight	List Price
C36T	36"W x 30"D x 29"H	130	2,181.00
C48T	48"W x 30"D x 29"H	150	2,589.00

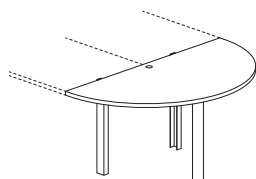


C48TR

Model No.	Dimensions	Weight	List Price
C36TR	36"W x 30"D x 29"H	110	2,103.00
C48TR	48"W x 30"D x 29"H	130	2,152.00

END TEAM TABLES

- Half round, team tables connect to two CSII™ Desks that are placed back to back
- Cannot be used when integrated pedestal is on Desk end as it is secured to Desk leg
- One grommet in surface, standard



C515

Model No.	Dimensions	Weight	List Price
C523	25"W x 48"D x 29"H	85	1,296.00
C515	31"W x 60"D x 29"H	78	1,262.00

CSII™ Modular Desking

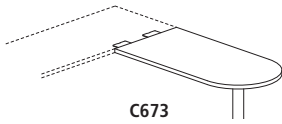
Safco® Products marketing materials are designed to be used as sales tools for our Dealer network.

PENINSULA POST STYLE

- Not freestanding, requires adjacent table
- Cannot be used when integrated pedestal is on Desk end
- No grommet

24" Deep Peninsula Tables

Model No.	Dimensions	Weight	List Price
C673	48"W x 24"D x 29"H	55	1,286.00



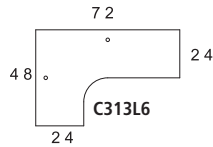
C673

30" Deep Peninsula Tables

Model No.	Dimensions	Weight	List Price
C685	60"W x 30"D x 29"H	75	1,283.00

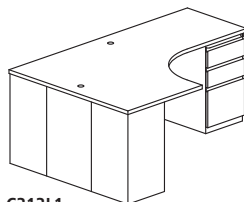
J TABLES

- Combines free standing worktable and corner unit into one unit
- "J" Tables can be used free standing or as part of a larger configuration
- Can be used in left/right configurations to create multi person work areas
- Allows for a very compact work area
- Right (R) and left (L) hand versions available
- Modesty panels included, 48" return side has full modesty panel, 72" side has 2/3 height modesty panel
- Two grommets in surface, standard
- See page 37 for interior leg panel information
- **Work surfaces available in CSII™ colors, see page 10 for Safco corporate Laminates and Paint colors or go to Safco website to view color swatches**



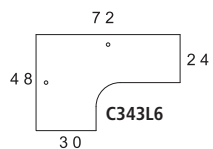
C313L6

Model No.	Dimensions	Weight	List Price	No Modesty Panel (+N) List Price
C313L6	72"W x 48"D x 29"H x 24"D, Return Left, No Pedestal	175	2,385.00	2,384.00
C313R6	72"W x 48"D x 29"H x 24"D, Return Right, No Pedestal	175	2,385.00	2,384.00
C313L1	72"W x 48"D x 29"H x 24"D, Return Left with one B/B/F Pedestal	214	3,241.00	3,079.00
C313R1	72"W x 48"D x 29"H x 24"D, Return Right with one B/B/F Pedestal	214	3,241.00	2,807.00
C313L3	72"W x 48"D x 29"H x 24"D, Return Left with one F/F Pedestal	214	3,241.00	3,079.00
C313R3	72"W x 48"D x 29"H x 24"D, Return Right with one F/F Pedestal	214	3,241.00	3,079.00



C313L1

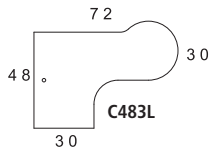
Model No.	Dimensions	Weight	List Price	No Modesty Panel (+N) List Price
C343L6	72"W x 48"D x 29"H x 30"D, Return Left, No Pedestal	175	2,326.00	2,384.00
C343R6	72"W x 48"D x 29"H x 30"D, Return Right, No Pedestal	175	2,326.00	2,384.00
C343L1	72"W x 48"D x 29"H x 30"D, Return Left with one B/B/F Pedestal	224	3,241.00	3,079.00
C343R1	72"W x 48"D x 29"H x 30"D, Return Right with one B/B/F Pedestal	224	3,241.00	3,079.00
C343L3	72"W x 48"D x 29"H x 30"D, Return Left with one F/F Pedestal	224	2,955.00	3,079.00
C343R3	72"W x 48"D x 29"H x 30"D, Return Right with one F/F Pedestal	224	3,241.00	3,079.00



C343L6

P TABLES

- The "P" Table combines a reference surface with a Peninsula Table
- Right (R) and left (L) hand versions available
- One grommet in surface, standard
- Allows for a very compact work area
- Full height modesty panel included

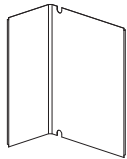


• 30" D Return with Conference End

Model No.	Dimensions	Weight	List Price	No Modesty Panel (+N) List Price
C483L	72"W x 48"D x 29"H x 30"D, Return Left Conference	152	2,576.00	2,384.00
C483R	72"W x 48"D x 29"H x 30"D, Return Right Conference	152	2,576.00	2,384.00

INTERIOR LEG PANEL

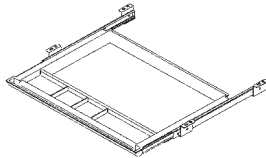
- Attaches to leg interior for a clean appearance
- Provides space to conceal cable management from surface to floor
- Easy Assembly – Adheres with magnetic tape



Model No.	Dimensions	Weight	List Price
CL15	11½"W x 11½"D x 27¼"H	9	236.00
CL24	11½"W x 20¼"D x 27¼"H	11	273.00
CL30	11½"W x 26½"D x 27¼"H	13	287.00

PENCIL DRAWER

- Attaches to underside of worksurface
- Full extension slides



Model No.	Dimensions	Weight	List Price
19400	21"W x 16"D x 2"H	4	183.00

GROMMETS

- Available in Black-BK, Taupe-TP, Ice Gray-IG or Warm Gray-WG
- Field installed grommet holes required



Model No.	Dimensions	Weight	List Price
F740	2¾"W x 2⅞"D	1	39.00

Tables & Desks

Meeting Essentials

Personal Organization

Ergonomics

High Density Storage

Storage & Filing

Facilities

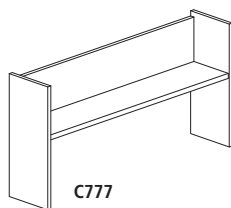
Technology Furniture

Art & Engineering

K-12 Education

SAFE Collection Addendum

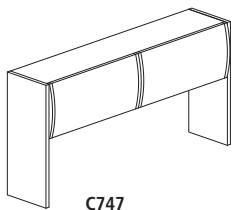
OVERHEAD OPEN SHELF



- All steel cabinet body
- Accepts optional Fabric Tack Panel and Task Light, see page 43
- 13 $\frac{3}{8}$ " deep shelf is 20" above Desk

Model No.	Dimensions	Weight	List Price
C7721	42"W x 14"D x 36"H	55	1,015.00
C773	48"W x 14"D x 36"H	58	974.00
C775	60"W x 14"D x 36"H	65	1,052.00
C777	72"W x 14"D x 36"H	75	1,266.00

OVERHEAD FLIPPER DOOR

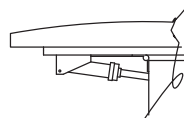


- All steel cabinet body
- 13 $\frac{3}{8}$ " deep shelf is 20" above Desk
- Locks standard. Concealed under cabinet body and core removable
- Contoured door for aesthetics
- Door color matches accenting trim components (grommets, work surface T-mold and privacy panel kits). Available in Black-BK, Taupe-TP, Warm Gray-WG and Ice Gray-IG
- Accepts optional Fabric Tack Panel and Task Light, see page 43

Model No.	Dimensions	Weight	List Price
C7421	42"W x 15"D x 36"H	80	1,378.00
C743	48"W x 15"D x 36"H	85	1,624.00
C745	60"W x 15"D x 36"H	103	2,008.00
C746	66"W x 15"D x 36"H	108	1,928.00
C747	72"W x 15"D x 36"H	115	2,237.00

OVERHEAD FLIPPER DOOR WITH SOFT CLOSE FEATURE

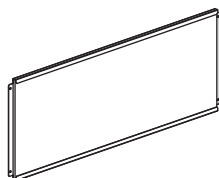
- Sold as a complete overhead unit
- Same specifications as Overhead Flipper Door
- Enhanced safety feature ensures controlled movement with pneumatic cylinder



Model No.	Dimensions	Weight	List Price
C7621	42"W x 15"D x 36"H	80	1,858.00
C763	48"W x 15"D x 36"H	85	2,091.00
C765	60"W x 15"D x 36"H	103	2,441.00
C766	66"W x 15"D x 36"H	108	2,785.00
C767	72"W x 15"D x 36"H	115	2,903.00

FABRIC TACK PANEL FOR OVERHEAD STORAGE UNITS

- TackPanel attaches to overhead flipper door unit and overhead shelf
- Steel frame for mounting included
- Optional Tack Panel provides space at top and bottom for cabling
- Choose from 3 fabric options - Lido Heartland, Crosstown Ray and Bailey Khaki

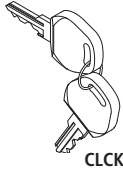


Model No.	Description	Dimensions	Weight	List Price
C8621	For use with 42" Overhead	39"W x $\frac{1}{2}$ "D x 17"H	18	543.00
C863	For use with 48" Overhead	45"W x $\frac{1}{2}$ "D x 17"H	21	549.00
C865	For use with 60" Overhead	57"W x $\frac{1}{2}$ "D x 17"H	23	607.00
C866	For use with 66" Overhead	63"W x $\frac{1}{2}$ "D x 17"H	25	637.00
C867	For use with 72" Overhead	69"W x $\frac{1}{2}$ "D x 17"H	27	690.00

KEYED ALIKE LOCK TUMBLERS

Please read carefully to facilitate proper ordering or call Customer Care at 1-888-971-6225 for assistance.

CSII™ pedestals ship with keyed alike locks already installed. CSII overheads ship with randomly numbered paired locks (per overhead). To key alike suites of product, order the appropriate quantity of like numbered core kits for each workstation. Removable Core Kits include one core, two keys, one core removal tool and instructions. Removable Lock Core Kits available from CLCK3 through CLCK19.

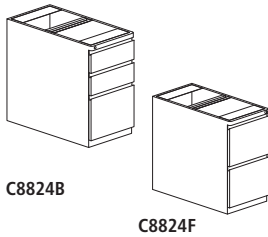


Model No.	Description	Weight	List Price
*CLCK3 through CLCK19	Removable Lock Core Kit	1	62.00
C88MKEYH	Master Key	1	30.00
Q618	Core Removal Tool	1	34.00

Note: Tumblers are specific to CSII peds, CSII overheads, lateral files and "P" style peds.
* Limited quantities available.

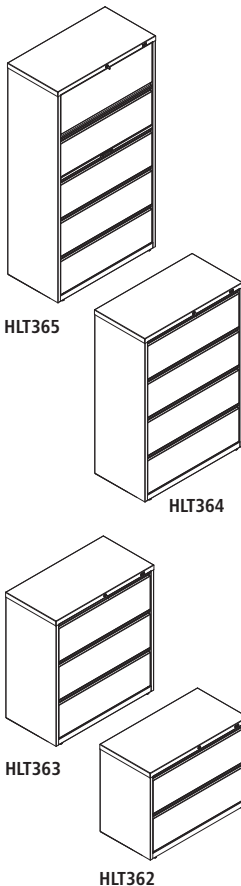
PEDESTALS

- Full width "J" style pulls
- Locks standard
- Supports letter and legal file widths
- Unique recessed base design allows casters to be added without adding additional height to the pedestal
- Full extension ball bearing slides
- Leveling glides have 5/8" of adjustability
- If not integrating pedestal as a leg, must order pedestal as follows – 24"D surface use 17 1/2"D pedestal, 30", 36" and 39"D surfaces use 24"D pedestal
- Available in five colors: Putty-PUTY, Black-BLCK, Mist-MIST, Medium Tone-MDTN, and Desert Sage-DESA



Model No.	Description	Weight	List Price
C8824B	15"W x 24"D x 28"H - B/B/F	65	1,191.00
C8824F	15"W x 24"D x 28"H - F/F	60	1,191.00
C8830B	15"W x 30"D x 28"H - B/B/F	75	1,228.00
C8830F	15"W x 30"D x 28"H - F/F	67	1,120.00
C8824M	24"D - Mobile Kit, includes steel top and casters	31	166.00
C8830M	30"D - Mobile Kit, includes steel top and casters	34	174.00

CSII™ LATERAL FILES



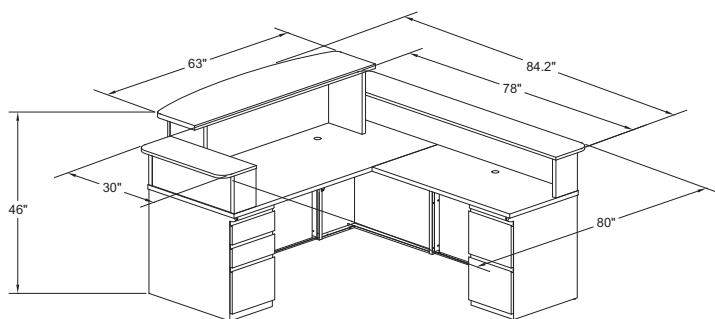
- All units feature anti-tipping drawer interlock system that allows only one drawer open at a time
- Full width recessed designer drawer pulls
- Side-to-side rails support letter, legal and/or A4 filing
- Top drawer of 5 Drawer Lateral is a roll out shelf
- Extendable posting shelf between third and fourth drawer on 5-Drawer Laterals
- All files ship keyed random
- Features adjustable leveling glides
- Counter weight included to meet ANSI/BIFMA stability requirements
- Optional Front-to-Back filing rails (4-pk) Black only
- Optional divider kit available (10-pk) Black only
- UL GREENGUARD certified
- Available in Black-BLCK, Medium Tone-MDTN, Desert Sage-DESA, and Mist-MIST

Model No.	Description	Dimensions	Weight	List Price
HLT425	42"W, 5-Drawer Lateral File	42"W x 18 5/8"D x 67 5/8"H	230	2,986.00
HLT365	36"W, 5-Drawer Lateral File	36"W x 18 5/8"D x 67 5/8"H	202	2,977.00
HLT305	30"W, 5-Drawer Lateral File	30"W x 18 5/8"D x 67 5/8"H	179	2,619.00
HLT424	42"W, 4-Drawer Lateral File	42"W x 18 5/8"D x 52 1/2"H	195	2,501.00
HLT364	36"W, 4-Drawer Lateral File	36"W x 18 5/8"D x 52 1/2"H	174	2,216.00
HLT304	30"W, 4-Drawer Lateral File	30"W x 18 5/8"D x 52 1/2"H	148	1,923.00
HLT423	42"W, 3-Drawer Lateral File	42"W x 18 5/8"D x 40 1/4"H	173	1,916.00
HLT363	36"W, 3-Drawer Lateral File	36"W x 18 5/8"D x 40 1/4"H	153	1,782.00
HLT303	30"W, 3-Drawer Lateral File	30"W x 18 5/8"D x 40 1/4"H	133	1,626.00
HLT422	42"W, 2-Drawer Lateral File	42"W x 18 5/8"D x 28"H	144	1,719.00
HLT362	36"W, 2-Drawer Lateral File	36"W x 18 5/8"D x 28"H	123	1,471.00
HLT302	30"W, 2-Drawer Lateral File	30"W x 18 5/8"D x 28"H	101	1,231.00
HLTFBR4	Front-to-Back Filing rails (4-pack)	1 3/8"W x 15 3/4"D x 3/4"H	2 1/2	88.00
HLTDV10	Divider kit (10-pack)	5"H x 12.88"D / per divider	8 1/2	148.00
HMKEY	Master Key	—	1	18.00

Office Suites
Tables & Desks
Essentials
Meeting
Organization
Personality
Ergonomics
High Density Storage
Storage & Filing
Facilities
Technology
Art & Engineering
K-12 Education
SAFE Collection Addendum

CSII™ Reception

Safco® Products marketing materials are designed to be used as sales tools for our Dealer network.



CSII RECEPTION Desk TYPICAL – CST27

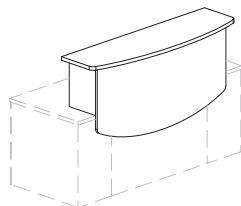
Consists of:

QTY.	MODEL NO.	DESCRIPTION	LIST PRICE EACH
1	C1371	Rectangular Desk, 72 x 30" with 1 B/B/F	2,528.00
1	C2433	Return, 48 x 24" with 1 F/F	2,050.00
1	CS2RC	Reception Counter	1,597.00
1	CS2RS78	Reception Auxiliary Counter 78"W	1,062.00
1	CS2RS30	Reception Auxiliary Counter 30"W	759.00

CST27

7,701.00

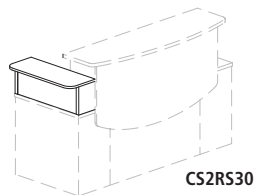
RECEPTION COUNTER



- For rectangular reception Desk. To be used on any 72"W x 30"D CSII™ Desk
- Laminate design
- 1½" thick bowfront transaction counter

Model No.	Description	Dimensions	Weight	List Price
CS2RC	Reception Counter	63"W x 18"D x 17¾"H (29"H overall)	115	1,597.00

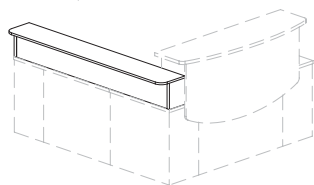
AUXILIARY COUNTER



CS2RS30

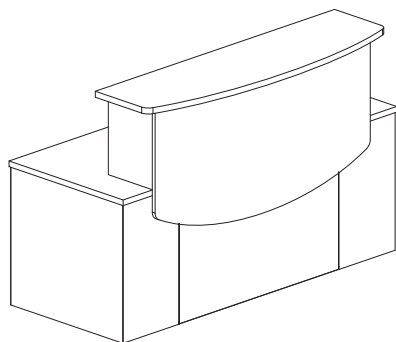
- 30" counter to be used with reception counter on any 72"W x 30"D CSII Desk
- 78" counter to be used with reception counter on any 72"W x 30"D CSII Desk and any 48"W CSII return
- All laminate design

Model No.	Description	Dimensions	Weight	List Price
CS2RS30	30" Auxiliary Counter	30"W x 12"D x 10¾"H	30	759.00
CS2RS78	78" Auxiliary Counter	78"W x 12"D x 10¾"H	80	1,062.00



Note: CSII conference tables are found in "Tables" section page 108.

CSII™ RECEPTION DESK TYPICALS



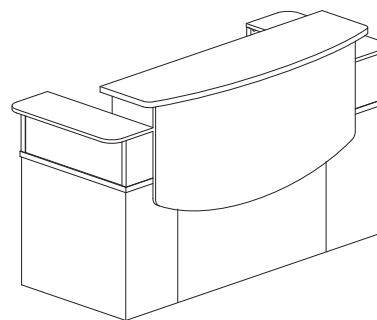
CSII TYPICAL #25

Consists of:

QTY.	MODEL NO.	DESCRIPTION	LIST PRICE EACH
1	C1375	Rect. Desk 72"W x 30"D with 1 B/B/F & 1 F/F Pedestal	3,505.00
1	CS2RC	Reception Counter	1,597.00

CST25

5,212.00



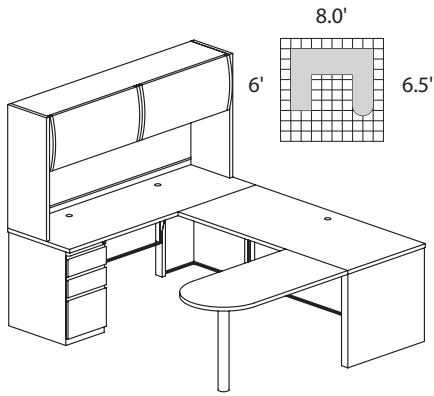
CSII TYPICAL #26

Consists of:

QTY.	MODEL NO.	DESCRIPTION	LIST PRICE EACH
1	C1375	Rect. Desk 72"W x 30"D with 1 B/B/F & 1 F/F Pedestal	3,505.00
1	CS2RC	Reception Counter	1,597.00
1	CS2RS30	Reception Auxiliary Shelf, 30"W	759.00
1	CS2RS30	Reception Auxiliary Shelf, 30"W	759.00

CST26

6,390.00

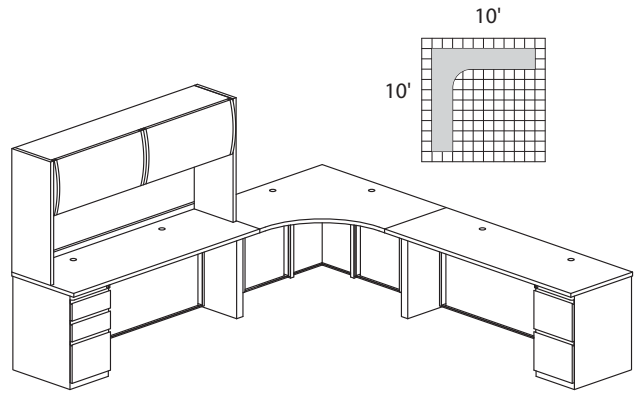


CSII TYPICAL #2

Consists of:

QTY.	MODEL NO.	DESCRIPTION	LIST PRICE EACH
1	C1171	Credenza 72"W x 24"D with One B/B/F	2,487.00
1	C2576	Return, 72"W x 30"D	1,562.00
1	C673	Peninsula Table, 48"W x 24"D	1,286.00
1	C747	Flipper Door Overhead Unit, 72"W x 15"D x 36"H	2,237.00
1	C867	Fabric Tack Panel for Overhead, 69¼"W x 17"H	690.00

CST2 8,418.00

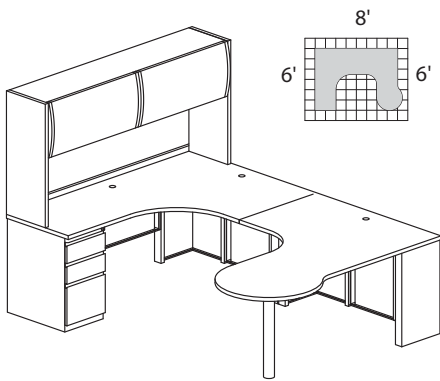


CSII TYPICAL #3

Consists of:

QTY.	MODEL NO.	DESCRIPTION	LIST PRICE EACH
1	C542	Corner Desk, 24"D x 42"W x 42"W x 24"D	2,190.00
1	C2471	Return 72 x 24" with One B/B/F	2,207.00
1	C2473	Return 72 x 24" with One F/F	2,421.00
1	C747	Flipper Door Overhead Unit, 72"W x 15"D x 36"H	2,237.00
1	C867	Fabric Tack Panel for Overhead, 69¼"W x 17"H	690.00

CST3 9,960.00

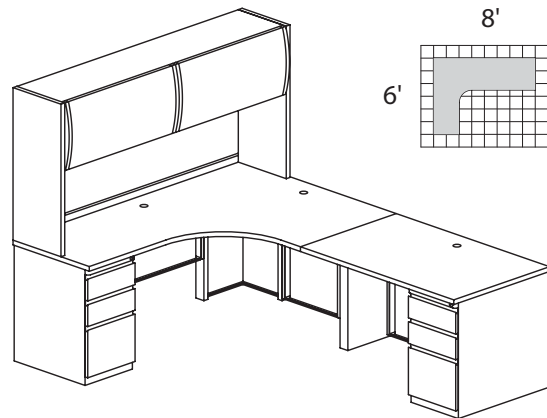


CSII TYPICAL #4

Consists of:

QTY.	MODEL NO.	DESCRIPTION	LIST PRICE EACH
1	C343R1	J Table 72"W x 48"D x 30"H, Return Right with One B/B/F	3,241.00
1	C483L	P Table 72"W x 48"D x 30"H, Return Left with Conference End	2,576.00
1	C747	Flipper Door Overhead Unit, 72"W x 15"D x 36"H	2,237.00
1	C867	Fabric Tack Panel for Overhead, 69¼"W x 17"H	690.00

CST4 8,743.00



CSII TYPICAL #8

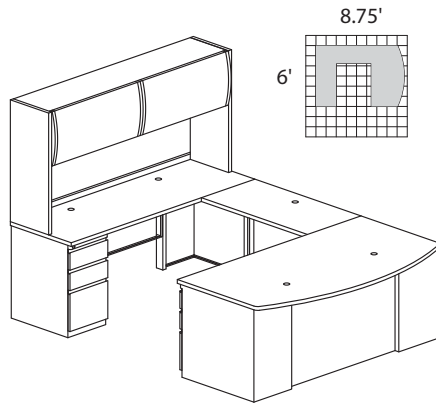
Consists of:

QTY.	MODEL NO.	DESCRIPTION	LIST PRICE EACH
1	C343R1	J Table 72"W x 48"D x 30", Return Right with One B/B/F	3,241.00
1	C2531	Return 48 x 30" with One B/B/F	2,165.00
1	C747	Flipper Door Overhead Unit 72"W x 15"D x 36"H	2,237.00
1	C747	Fabric Tack Panel for Overhead 69¼"W x 17"H	690.00

CST8 7,791.00

CSII™ Typicals

Safco® Products marketing materials are designed to be used as sales tools for our Dealer network.

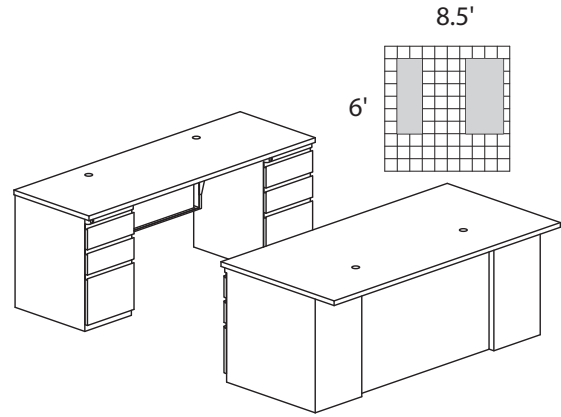


CSII TYPICAL #5

Consists of:

QTY.	MODEL NO.	DESCRIPTION	LIST PRICE EACH
1	C1971	Bowfront Desk 72 x 39" with One B/B/F	2,860.00
1	C282T	Straight Bridge, 42 x 21"	742.00
1	C1171	Credenza 72 x 24" with One B/B/F	2,487.00
1	C747	Flipper Door Overhead Unit, 72"W x 15"D x 36"H	2,237.00
1	C867	Fabric Tack Panel for Overhead, 69 1/4"W x 17"H	690.00

CST5 9,016.00

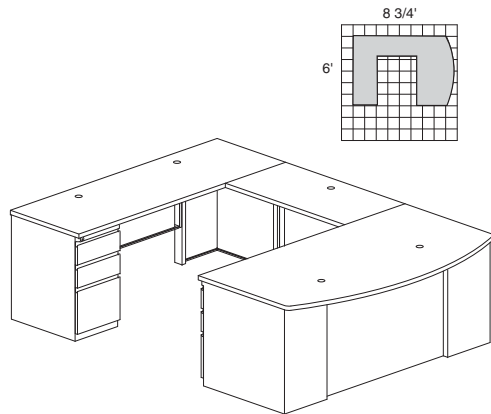


CSII TYPICAL #7

Consists of:

QTY.	MODEL NO.	DESCRIPTION	LIST PRICE EACH
1	C1675	Desk 72 x 36" with One B/B/F and One F/F	3,399.00
1	C1172	Credenza 72" x 24" with Two B/B/F	3,437.00

CST7 7,076.00

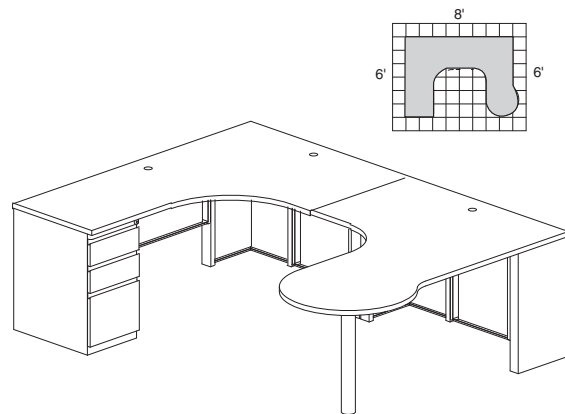


CSII TYPICAL #9

Consists of:

QTY.	MODEL NO.	DESCRIPTION	LIST PRICE EACH
1	C1971	Bowfront Desk 72"W x 39"D with One B/B/F	2,860.00
1	C1171	Credenza 72"W x 24"D with One B/B/F	2,487.00
1	C282T	Straight Bridge, 42"W x 24"D	742.00

CST9 6,093.00

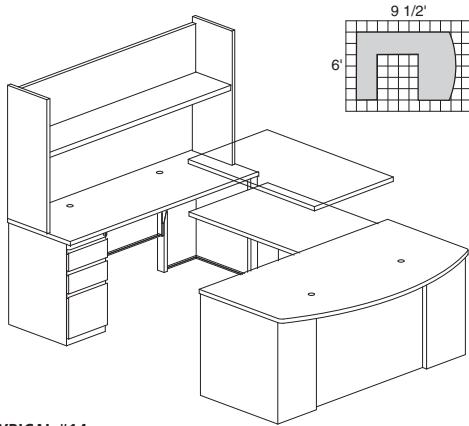


CSII TYPICAL #10

Consists of:

QTY.	MODEL NO.	DESCRIPTION	LIST PRICE EACH
1	C343R1	J Table 72"W x 48"D x 30"D, Return Right with One B/B/F	3,241.00
1	C483L	P Table 72"W x 48"D x 30"D, Return Left w/Conference End	2,576.00

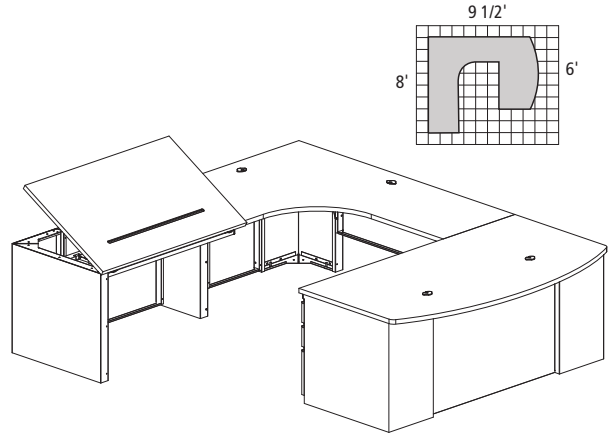
CST10 5,819.00



CSII TYPICAL #14

Consists of:

QTY.	MODEL NO.	DESCRIPTION	LIST PRICE EACH
1	C1971	Bowfront Desk 72 x 39" with One B/B/F	2,860.00
1	C1171	Credenza 72 x 24" with One B/B/F	2,487.00
1	C48A	Height-Adjustable Bridge 48 x 24"	3,659.00
1	C777	Overhead Open Shelf, 72"W x 14"D x 36"H	1,266.00
1	C867	Fabric Tack Panel for Overhead, 69"W x 1/2"D x 17"H	690.00
CST14			11,430.00



CSII TYPICAL #24

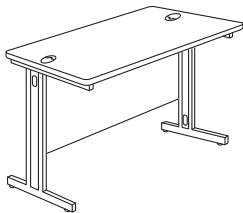
Consists of:

QTY.	MODEL NO.	DESCRIPTION	LIST PRICE EACH
1	C1971	Bowfront Desk 72 x 39" with One B/B/F	2,860.00
1	C343L6	J Table 72"W x 48"D x 30"D, Return Left	2,326.00
1	C48TR	Tilt Top Return Table 48 x 30"	2,152.00
CST24			7,027.00

Communication Station® Freestanding Worktables

FREESTANDING WORKTABLES

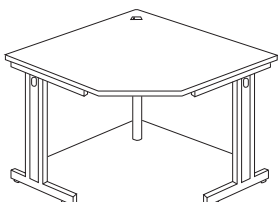
- Select Communication Station Freestanding Worktables for stand-alone applications are available
- Please refer back to the CSII™ section for all Desking accessories and storage features
- There is one wire management grommet at each end of 42", 48", 60" and 72" wide worktables and a wire port in each leg upright
- Modesty panel included. Legs are universal, left and right
- 24" deep worktables - Desk-height
- **Work surfaces available in CSII™ colors, see page 10 for Safco corporate Laminates and Paint colors or go to Safco website to view color swatches**



Model No.	Dimensions	Weight	List Price
243029	30"W x 24"D x 29 1/2"H*	56	1,259.00
243629	36"W x 24"D x 29 1/2"H*	62	1,339.00
244829	48"W x 24"D x 29 1/2"H	76	1,593.00
246029	60"W x 24"D x 29 1/2"H	91	1,747.00
247229	72"W x 24"D x 29 1/2"H	107	1,960.00

*No grommet on 30" and 36" widths. 30" wide worktables will not accept any keyboard options

CORNER UNIT FOR 24" DEEP WORKSTATIONS



- Corner units can be used as freestanding worktables or as part of a larger configuration
- Connecting brackets included
- Grommet is provided at rear of unit
- Modesty panels are standard

Model No.	Dimensions	Weight	List Price
242229	42"W x 24"D x 29 1/2"H	87	2,325.00

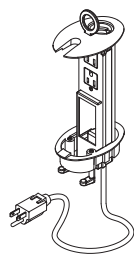
Power and Data & Handle Options

Safco® Products marketing materials are designed to be used as sales tools for our Dealer network.

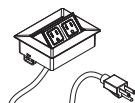
All Power and Data Modules easily field install into Desk and conference table tops, providing a combination of power outlets and data jacks.

- Templates for field installation are included with each power module
- EZSCK available in Black, Silver and White
- Data jacks / couplers not included

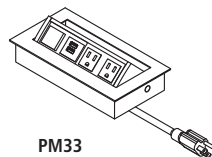
Model No.	Description	Dimensions	Weight	List Price
PMR22	Power and Data Module with 2 Power and 2 Data Outlets (Black)	3"W x 4½"D x 8"H	2	319.00
PM20	Power Module with 2 Power Outlets (Black)	5½"W x 4¼"D	2	496.00
PM33	Power and USB Module with 2 Power and 2 USB Outlets (Silver or Black)	8¼"W x 4½"D	4	1,034.00
EZSCK	Flush Module with 2 power receptacles, 2 USB connectors and 108" plug-in cord	5¼"W x 2"D	6	734.00



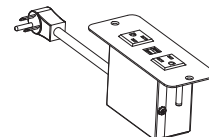
PMR22



PM20



PM33



EZSCK

GROMMET OPTIONS



- All grommets are field installed

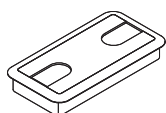
Model No.	Description	Dimensions (Face Plate)	Weight	List Price
F740	Recommended for Desk Tops (Black, Taupe, Ice Gray or Warm Gray)	2¼"W x 2½"D	1	39.00
GMT1	Recommended for Conference Table and Desk Tops (Black)	3½"W x 2"D	1	42.00
GMT2	Recommended for Conference Tabletops (Black)*	6¼"W x 3¼"D	1	42.00
REALS099	Recommended for Conference Tabletops (Silver)*	6¼"W x 3¼"D	1	43.00
REALS100	Recommended for Conference Table and Desktops (Silver)	2½"D	1	43.00



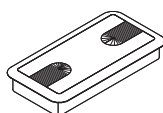
F740



GMT1



GMT2



REALS099



REALS100



REALS104



REALS276

HANDLE OPTION FOR DESKS AND STORAGE SERIES



Model No.	Description	Dimensions	Finish	List Price
REALS191	Aberdeen®	7"W, with 5" Center	Satin Nickel	32.00
REALS285	Aberdeen®	6½"W, with 5" Center	Satin Nickel	39.00

*Limited quantities available.



REALS191



REALS285

Customer's Specified Laminate Request Form

All requests for customization of product, sizes and finishes must have prior approval.

Please email specials@safcoproducts.com

Dealer Name _____

Dealer Address _____

City, State, Zip _____

Safco Sales Representative _____

Project Name _____

Expected Time Line _____

Install Date _____

Is this a standards program Yes or NO If Yes, Length of Standards _____

Laminate/Paint Manufacturer _____

Laminate or Paint Manufacturer Phone Number () _____

Laminate or Paint Name _____

Laminate or Paint Number _____

Safco Model/Series Number _____

Quantity _____

Is there a desired top and bottom to the laminate application? Yes ___ No ___

If yes, clearly specify how laminate is to be applied

Please Note:

- Due to standard laminate sheet sizes, most laminates will need to be applied in a horizontal orientation.
- Limited Lifetime Warranty does not extend to Customer Custom Options
- All Custom Options must be approved by Safco's Specials Department before Purchase Order submission

We require 3 sample chips mailed for all color matches along with form to:

Safco Products Company
9300 West Research Center Road
New Hope, MN 55428

Attn: Specials

JURNI Series Training Tables

Safco® Products marketing materials are designed to be used as sales tools for our Dealer network.

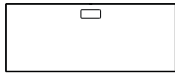
- A cohesive collection allowing specifiers to achieve a similar look throughout a space
- 1-1/8" thick tops with matching 3mm edge banding
- Tables available in Flip, T-Leg, Post-Leg, Café, Bistro, and Conference
- Textured SILVER powder coat bases
- Flip tables feature dual-sided levers for a quick flip of the top
- Flip tables nest for compact storage
- Sitting-height tables are 29"H
- Bisto café tables are 42"H
- Caster options include 4 locking casters
- Glide options are adjustable
- Manufactured cutouts and power option available

Cutout Options

"E" - \$30 List upcharge

(1) Manufactured rectangular cutout 6-7/8 x 3" or surface mount and daisy chain electrical kits.

See page 48 for available power options.

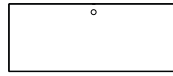


Cutout-E

"G" - \$30 List upcharge

(1) Manufactured round cutout 1-3/4" diameter located in center.

See page 48 for available power options.




Cutout-G

"M" - \$60 List upcharge

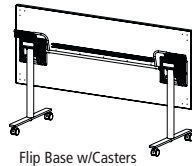
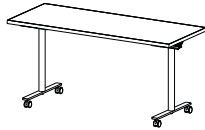
(2) Manufactured round cutouts 1-3/4" diameter located both right and left.

See page 48 for available power options.



Cutout-M

Training Tables NEW



Flip Base w/Casters



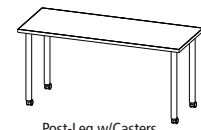
T-Leg w/Glides



T-Leg w/Casters



Post-Leg w/Glides



Post-Leg w/Casters


Model No.	Size (WxDxH)	Flip Base Training Tables				T-Leg Training Tables				Post-Leg Training Tables			
		w/Casters** (FLP)		w/Glides (FXTGL)		w/Casters (FXTCA)		w/Glides (FXPGL)		w/Casters (FXPCA)			
		Wt.	List Price	Wt.	List Price	Wt.	List Price	Wt.	List Price	Wt.	List Price		
JN4818	48" x 18" x 29"	62	1,070.00	55	759.00	56	823.00	50	667.00	49	734.00		
JN4824	48" x 24" x 29"	72	1,097.00	65	786.00	66	850.00	60	694.00	59	761.00		
JN4830	48" x 30" x 29"	79	1,165.00	72	854.00	73	918.00	67	762.00	66	829.00		
JN5418	54" x 18" x 29"	65	1,087.00	58	776.00	59	840.00	53	684.00	52	751.00		
JN5424	54" x 24" x 29"	74	1,118.00	67	807.00	68	870.00	62	715.00	61	781.00		
JN5430	54" x 30" x 29"	84	1,198.00	77	887.00	78	950.00	72	795.00	71	861.00		
JN6018	60" x 18" x 29"	71	1,154.00	63	835.00	64	898.00	58	743.00	57	809.00		
JN6024*	60" x 24" x 29"	81	1,186.00	73	866.00	74	930.00	68	774.00	67	841.00		
JN6030	60" x 30" x 29"	92	1,281.00	84	961.00	85	1,025.00	79	870.00	78	987.00		
JN6618	66" x 18" x 29"	74	1,189.00	66	870.00	67	933.00	61	778.00	60	844.00		
JN6624	66" x 24" x 29"	86	1,220.00	78	900.00	79	964.00	73	808.00	72	875.00		
JN6630	66" x 30" x 29"	97	1,294.00	89	974.00	90	1,038.00	84	882.00	83	949.00		
JN7218	72" x 18" x 29"	79	1,233.00	70	887.00	71	950.00	65	795.00	64	861.00		
JN7224*	72" x 24" x 29"	96	1,271.00	87	925.00	88	989.00	82	833.00	81	899.00		
JN7230	72" x 30" x 29"	104	1,363.00	95	1,017.00	96	1,081.00	90	926.00	89	992.00		

PLEASE CHOOSE OPTIONS FROM BELOW:

Model	Cutout	Base Style	Foot Option	Standard HPL Laminates
	N - None E - Rectangular Cutout G - Center Cutout M - Left/Right Cutouts	FLP - Flip** FXT - T-Leg FXP - Post-Leg	GL - Glides CA - Casters	ASNT = Asian Night Top and Edge CLWN = Columbian Walnut Top and Edge DSWT = Designer White Top and Edge FUMP = Fusion Maple Top and Edge
Example: J N 6 0 2 4 +	N +	F L P +	C A +	D S W T

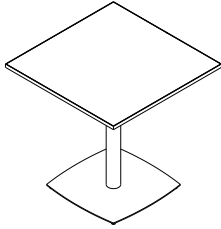
*48 hour quickship available

**Flip table available with casters only



Café Tables NEW

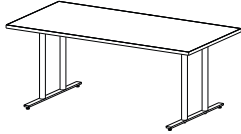
Model No.	Size and Shape	29" H X-Base (XBA)		42" H X-Base (XBA)		29" H Disc-Base (DSC)		42" H Disc-Base (DSC)	
		Wt.	List Price	Wt.	List Price	Wt.	List Price	Wt.	List Price
JN36RD*	36" Round	72	881.00*	76	924.00*	79	931.00	81	973.00
JN42RD*	42" Round	83	970.00*	87	1,012.00*	110	1,108.00	112	1,151.00
JN36SQ	36" Square	80	881.00	84	924.00	87	931.00	89	973.00
JN42SQ	42" Square	97	970.00	101	1,012.00	124	1,108.00	126	1,151.00



PLEASE CHOOSE OPTIONS FROM BELOW:


Model	Cutout	Base Style	Table Height	Standard HPL Laminates
	N - None	DSC - Disc Base XBA - X-Base	29 - 29" Sitting 42 - 42" Bistro	ASNT = Asian Night Top and Edge CLWN = Columbian Walnut Top and Edge DSWT = Designer White Top and Edge FUMP = Fusion Maple Top and Edge
Example: JN36RD+	<u>N</u> +	<u>X</u> <u>B</u> <u>A</u> +	<u>4</u> <u>2</u> +	<u>D</u> <u>S</u> <u>W</u> <u>T</u>

*48 hour quickship available



Conference Tables NEW

Model No.	Size (WxDxH)	Wt.	List Price
JN7236	72" x 36" x 29"	110	1,372.00
JN8442	84" x 42" x 29"	139	1,525.00
JN9642	96" x 42" x 29"	148	2,033.00





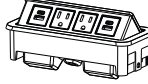

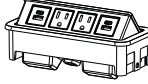



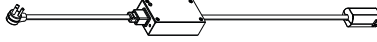

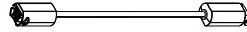



PLEASE CHOOSE OPTIONS FROM BELOW:

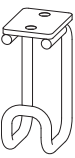





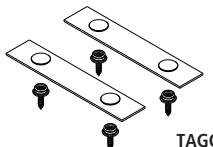




Model	Cutout	Base Style	Foot Option	Standard HPL Laminates
	N - None E - Rectangular	CNF - Conference	GL - Glides	ASNT = Asian Night Top and Edge CLWN = Columbian Walnut Top and Edge DSWT = Designer White Top and Edge FUMP = Fusion Maple Top and Edge
Example: JN8442+	<u>N</u> +	<u>C</u> <u>N</u> <u>F</u> +	<u>G</u> <u>L</u> +	<u>D</u> <u>S</u> <u>W</u> <u>T</u>

JURNI Series Electronic Accessories

Safco® Products marketing materials are designed to be used as sales tools for our Dealer network.

Model #	Description	Color	List Price
 F740POW	Single Power Outlet	Black	95.00
F740POWW	Single Power Outlet	White	95.00
F740USBB	2 USB Ports	Black	295.00
F740USBW	2 USB Ports	White	295.00
F740USBCB	1 USB/1 USBC Port	Black	295.00
F740USBCW	1 USB/1 USBC Port	White	295.00
 TAEUSBUSBC	TAEUSBUSBCB 	2-110V, 1USB, 1USBC, Clamp Mount	Black 370.00
	TAEUSBUSBCW 	2-110V, 1USB, 1USBC, Clamp Mount	White 370.00
 TAPUSBUSBC	TAPUSBUSBCB 	2-110V, 2USB, 2USBC, Wall plug-In	Black 585.00
 TADUSBUSBC	TAPUSBUSBCW 	2-110V, 2USB, 2USBC, Wall Plug-In	White 585.00
	TADUSBUSBCB 	2-110V, 2USB, 2USBC, Daisy Chain, 60"	Black 598.00
	TADUSBUSBCW 	2-110V, 2USB, 2USBC, Daisy Chain, 60"	White 598.00
	TAPDCI 	Daisy Chain Link (Required to start chain)	- 645.00
	TADEXT 	Daisy Chain Extension, 12"	- 90.00

JURNI Series Accessories

Model #	Description	Model #	List Price Ea.	List Carton Price	Quantity Per Carton	Actual Weight	S-Parcel Billable Weight	Carton Cube	Freight Class
	Universal Table Hooks 2254BL Table Hook - 6 Pack   Finish: Black-BL	2254BL	93.00	93.00	6	1.4	2	0.04	70
	2255BL Table Hook - 24 Pack   Finish: Black-BL	2255BL	259.00	259.00	24	6	6	0.13	70
	JNWMC	Model #	Description		List Price				
		JNWMC  	JURNI Wire Management Cover Finish: Silver		75.00				
		TAGC  	JURNI Ganging Connectors 5 sets		120.00				

- Minimal assembly required
- Dual-sided levers for a quick flip of the top
- Tables nest for compact storage
- Integrated Modesty Panel with built-in cable trough
- Tables can be connected together by using ganging kit (included)
- Tables are shipped in two boxes, top and base separately
- Overall HPL table height: 29"
- Four locking casters
- 5¼" between tables when nested
- 150 lb. weight capacity, Evenly distributed
- Base available in Black or Silver Finishes
- Tables available in either Thermally Fused Laminate (TFL) with standard T-Mold or High Pressure Laminate (HPL) with your choice of 3 edge treatments
- HPL Edge Treatments: 3mm (H3), Knife-Edge (HK) or Standard T-Mold (HT) available in corporate edge colors
- See page 10 for corporate laminate color options or go to Safco website
- Manufactured cutouts (5¼ x 3") for daisy chain electrical kits available on 24"D rectangular tables (one centered cutout per table grommet not included)
- Add "E" suffix and \$30 list upcharge per cutout
- Power Options page 61 for surface mount kits

How to Specify

Start with base model number and SELECT ONE CODE FROM EACH OF THE OPTIONS to complete your final model number for ordering:

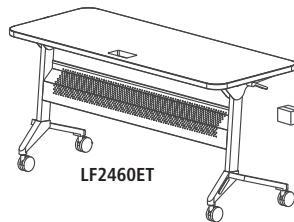
Select MODEL NUMBER (ie., LF2448)	Step 1: Select [✱] CUTOUT (OPTIONAL)	Step 2: Select [■] LAMINATE/EDGE TYPE
	E = Rectangular (Cutout Only) (Add \$34 List)	H3 = HPL Laminate /3mm Edge
	G = Center Grommet (Add \$30 List)	HK = HPL Laminate /Knife Edge HT = HPL Laminate /T-Mold Edge
	M = Left/Right (2) Grommets (Add \$60 List)	T = TFL Laminate /T-Mold Edge

Add codes to indicate your selections: **E** (Rectangular Cutout Only) **H3** (HPL Laminate /3mm Edge)

The final Model Number for Base Product LF2448 with the highlighted selections would be LF2448-E-H3 (or LF2448EH3).

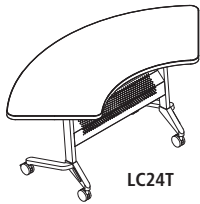
• See next page for Cutout and Laminate/Edge options

Note: All non-standard cutouts (other than above) will be reviewed to determine if the cutout does not interfere with the base, degrade table strength or cause imbalance. Contact specials@safcoproducts.com for quote request and drawing signoff will be required before order is processed.




Rectangular Surfaces

Model No.	Description	Wt.	Available Cutouts	TFL List Price "T" Suffix	HPL List Price HT, HK or H3 Suffix
LF1848	48 x 18" Rectangular	66	G	901.00	960.00
LF1860	60 x 18" Rectangular	76	G,M	960.00	1,064.00
LF1872	72 x 18" Rectangular	86	G,M	1,024.00	1,124.00
LF2448	48 x 24" Rectangular	76	E,G	960.00	1,064.00
LF2460	60 x 24" Rectangular	86	E,G,M	1,064.00	1,166.00
LF2472	72 x 24" Rectangular	96	E,G,M	1,124.00	1,248.00



Crescent Surfaces (48" Radius)

LC24	67 x 24" Crescent	76	-	1,147.00	1,248.00
------	-------------------	----	---	----------	----------



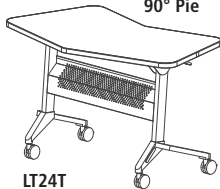
Trapezoid Surfaces

LP24	60 x 24" Trapezoid	76	-	1,024.00	1,107.00
------	--------------------	----	---	----------	----------



Pie Connectors

P3018	18" x 30° Pie	4	-	348.00	390.00
P6018	18" x 60° Pie	8	-	365.00	—
P9018	18" x 90° Pie	12	-	390.00	431.00
P3024	24" x 30° Pie	6	-	348.00	390.00
P6024	24" x 60° Pie	12	-	365.00	407.00
P9024	24" x 90° Pie	18	-	390.00	431.00



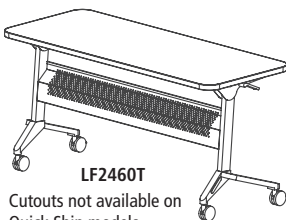
Transition Tables (Surfaces can be installed in either direction)

LT24	48"W x 24"D	76	-	1,148.00	1,248.00
------	-------------	----	---	----------	----------

Flip-N-Go® Conference/Training Tables - Quick Ship Options

- Low pressure laminate tabletop with Black T-mold edge band
- Laminate top options: Regal Mahogany (RMH), Folkstone (FLK4), Cherry (LCRM), Mocha (LDCM)
- Black (S) or Silver (SLV) base to match workspace décor

Example of ordering Quick Ship Model Number for Black (S) Base Product LF2448T with the selected laminate color would be LF2448T-S-FLK4 (or LF2448TSFLK4).



LF2460T
Cutouts not available on Quick Ship models

Rectangular Surfaces

Model No.	Description	Wt.	List Price
LF1848T	48 x 18" Rectangular	66	745.00
LF1860T	60 x 18" Rectangular	76	816.00
LF1872T	72 x 18" Rectangular	86	870.00
LF2448T	48 x 24" Rectangular	76	816.00
LF2460T	60 x 24" Rectangular	86	904.00
LF2472T	72 x 24" Rectangular	96	955.00

Cutout Options [♣]

"E" - \$30 List upcharge

(1) Manufactured rectangular cutout 5 1/4 x 3" for daisy chain electrical kits only. Grommet caps not included with cutout.

See page 61 for available kit options.



Cutout-E

"G" - \$30 List upcharge

(1) Manufactured round cutout 1 3/4" in diameter located in center approach side of top. Includes grommet cap. Black only.



Cutout-G

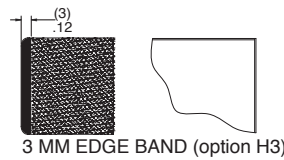
"M" - \$60 List upcharge

(2) Manufactured round cutouts 1 3/4" diameter located on right and left approach side of top. Includes (2) grommet caps. Black only.

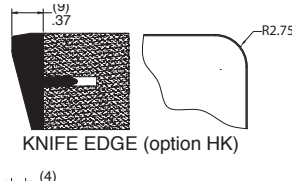


Cutout-M

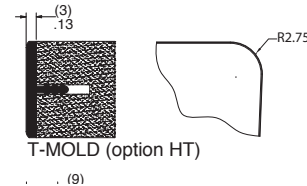
Laminate Edge Type [■]



3 MM EDGE BAND (option H3)



KNIFE EDGE (option HK)

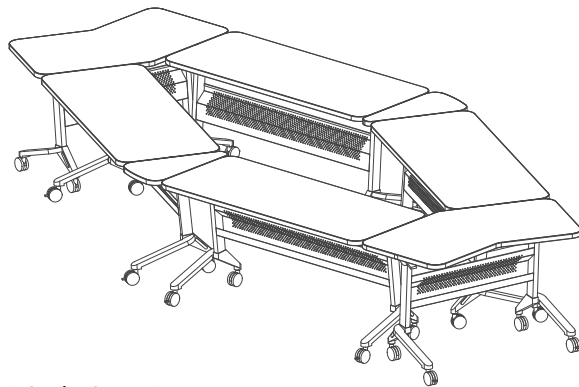


T-MOLD (option HT)

Note: All non-standard cutouts (other than above) will be reviewed to determine if the cutout does not interfere with the base, degrade table strength or cause imbalance. Contact specials@safcoproducts.com for quote request and drawing signoff will be required before order is processed.

Flip-N-Go® Conference/Training Tables - Idea Starters

• Must order by individual model numbers.

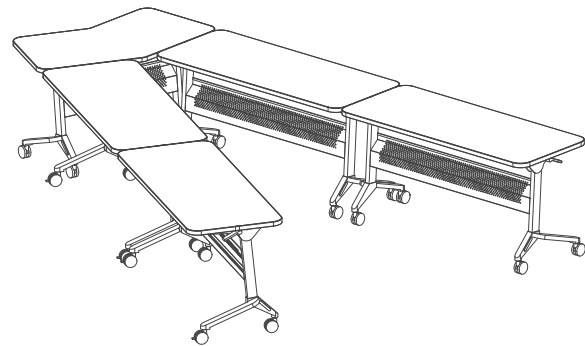


Flip-N-Go Idea Starter #1

Consists of:

Qty.	Model No.	Description	List Price Each
4	LF2460T	Rectangular Table, 24 x 60"	1,064.00
2	LT24T	24" D Transition Table	1,148.00
2	P3024T	24" x 30° Pie	348.00

Total: 7,248.00

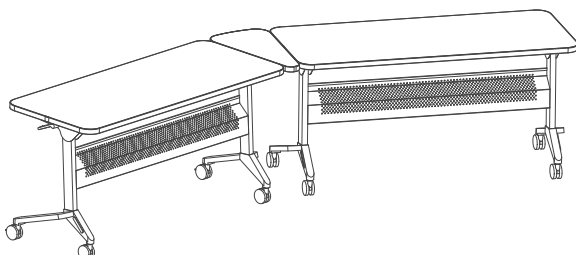


Flip-N-Go Idea Starter #2

Consists of:

Qty.	Model No.	Description	List Price Each
4	LF2460T	Rectangular Table, 24 x 60"	1,064.00
1	LT24T	24" D Transition Table	1,148.00

Total: 5,404.00



Flip-N-Go Idea Starter #3

Consists of:

Qty.	Model No.	Description	List Price Each
2	LF2460T	Rectangular Table, 24 x 60"	1,064.00
1	P3024T	24" x 30° Pie	348.00

Total: 2,476.00

- Single-handed center control mechanism for convenient flip of the top
- Minimal assembly required, installs in minutes
- Tables straight-row nest for compact storage
- Integrated modesty panel with built-in cable trough
- Tables can be connected together by using ganging kit (included)
- Overall table height: 29½", four 3" locking casters
- 150 lb. weight capacity, evenly distributed
- Tables available with Silver frame, and tops in either Thermally Fused Laminate (TFL) with standard T-Mold or High Pressure Laminate (HPL) with your choice of (3) edge treatments
- See page 10 for laminate color options or go to Safco website
- HPL Edge Treatments: 3mm (H3), Knife-Edge (HK) or Standard T-Mold (HT) available in corporate edge colors, see page 10
- Manufactured cutouts (5¼ x 3") for daisy chain electrical kits available on 30"D rectangular tables (one centered cutout per table, Grommet not included), add "E" suffix and \$30 list upcharge per cutout
- See Training Tables Power Options pg 110 for surface mount kits
- Silver Base only
- Tables are shipped in two boxes
- 6½" between tables when nested

How to Specify

Start with base model number and **SELECT ONE CODE FROM EACH OF THE OPTIONS** to complete your final model number for ordering:

Select MODEL NUMBER (ie., SY2448)	Step 1: Select [+] CUTOUT (OPTIONAL)	Step 2: Select [■] LAMINATE/EDGE TYPE
	E = Rectangular (Cutout Only) (Add \$30 List)	H3 = HPL Laminate /3mm Edge
	G = Center Grommet (Add \$30 List)	HK = HPL Laminate /Knife Edge HT = HPL Laminate /T-Mold Edge
	M = Left/Right (2) Grommets (Add \$60 List)	T = TFL Laminate /T-Mold Edge

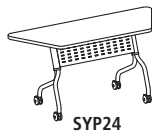
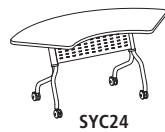
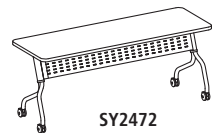
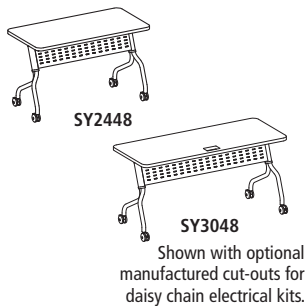
Add codes to indicate your selections: **E** (Rectangular Cutout Only) **H3** (HPL Laminate /3mm Edge)

The final Model Number for Base Product SY2448 with the highlighted selections would be SY2448-E-H3 (or SY2448EH3).

- See next page for Cutout and Laminate/Edge options

Note: All non-standard cutouts (other than above) will be reviewed to determine if the cutout does not interfere with the base, degrade table strength or cause imbalance. Contact specials@safcoproducts.com for quote request and drawing signoff will be required before order is processed.

Sync™ Conference/Training Tables



Rectangular Surfaces

Model No.	Description	Wt.	Available Cutouts	TFL List Price "T" Suffix	HPL List Price HT, HK or H3 Suffix
SY1848	48 x 18" Rectangular	66	G	982.00	1,074.00
SY1854	54 x 18" Rectangular	71	G	1,052.00	1,134.00
SY1860	60 x 18" Rectangular	76	G,M	1,074.00	1,187.00
SY1866	66 x 18" Rectangular	80	G,M	1,111.00	1,213.00
SY1872*	72 x 18" Rectangular	86	G,M	1,142.00	1,260.00
SY2448	48 x 24" Rectangular	76	G	1,074.00	1,187.00
SY2454	54 x 24" Rectangular	82	G	1,143.00	1,255.00
SY2460	60 x 24" Rectangular	86	G,M	1,187.00	1,310.00
SY2466*	66 x 24" Rectangular	92	G,M	1,234.00	1,373.00
SY2472*	72 x 24" Rectangular	96	G,M	1,260.00	1,402.00
SY3048	48 x 30" Rectangular	86	E,G	1,168.00	1,310.00
SY3054*	54 x 30" Rectangular	93	E,G	1,224.00	1,368.00
SY3060*	60 x 30" Rectangular	99	E,G,M	1,286.00	1,424.00
SY3066*	66 x 30" Rectangular	105	E,G,M	1,329.00	1,470.00
SY3072*	72 x 30" Rectangular	111	E,G,M	1,373.00	1,515.00

*Models that do not ship via small parcel

Crescent Surfaces (48" Radius)

SYC24	67 x 24" Crescent	78	-	1,213.00	1,334.00
-------	-------------------	----	---	----------	----------

Trapezoid Surfaces

SYP24	60 x 24" Trapezoid	78	-	1,213.00	1,334.00
-------	--------------------	----	---	----------	----------

Transition Surfaces

SYT24	48"W x 24"D	78	-	1,287.00	1,383.00
SYT30	60"W x 30"D	100	-	1,325.00	1,422.00

Pie Connectors

P3018	18" x 30° Pie	4	-	348.00	390.00
P6018	18" x 60° Pie	8	-	365.00	—
P9018	18" x 90° Pie	12	-	390.00	431.00
P3024	24" x 30° Pie	6	-	348.00	390.00
P6024	24" x 60° Pie	12	-	365.00	407.00
P9024	24" x 90° Pie	18	-	390.00	431.00
P3030	30" x 30° Pie	8	-	—	390.00
P6030	30" x 60° Pie	16	-	365.00	407.00
P9030	30" x 90° Pie	22	-	390.00	431.00

Cutout Options [♣]

"E" - \$30 List upcharge

(1) Manufactured rectangular cutout 5 1/4 x 3" for daisy chain electrical kits only. Grommet caps not included with cutout.

See page 61 for available kit options.



Cutout-E

"G" - \$30 List upcharge

(1) Manufactured round cutout 1 3/4" in diameter located in center approach side of top. Includes grommet cap. Black only.



Cutout-G

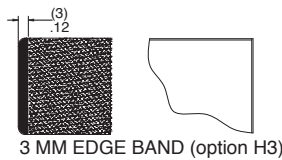
"M" - \$60 List upcharge

(2) Manufactured round cutouts 1 3/4" diameter located on right and left approach side of top. Includes (2) grommet caps. Black only.

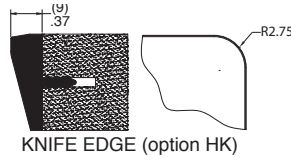


Cutout-M

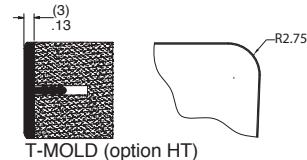
Laminate Edge Type [■]



3 MM EDGE BAND (option H3)



KNIFE EDGE (option HK)

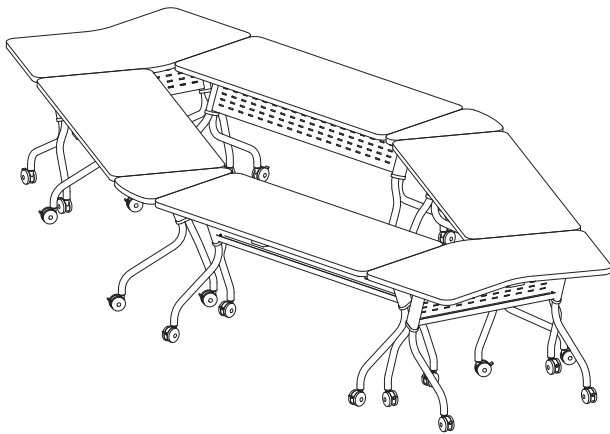


T-MOLD (option HT)

Note: All non-standard cutouts (other than above) will be reviewed to determine if the cutout does not interfere with the base, degrade table strength or cause imbalance. Contact specials@safcoproducts.com for quote request and drawing signoff will be required before order is processed.

Sync™ Conference/Training Tables - Idea Starters

- Must order by individual model numbers.

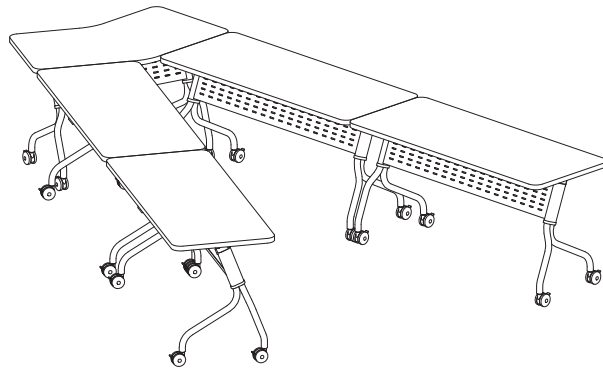


Sync Idea Starter #1

Consists of:

Qty.	Model No.	Description	List Price Each
4	SY2460T	Rectangular Table, 24 x 60"	1,187.00
2	SYT24T	24" D Transition Table	1,287.00
2	P3024T	24" x 30° Pie	348.00

Total: 8,018.00

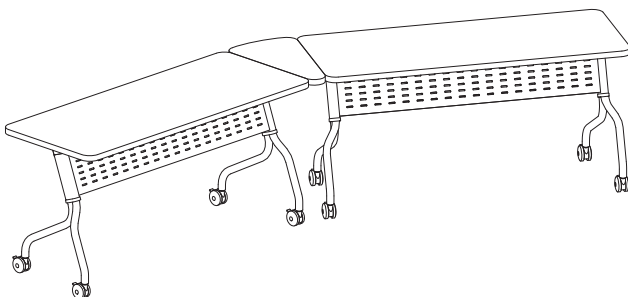


Sync Idea Starter #2

Consists of:

Qty.	Model No.	Description	List Price Each
4	SY2460T	Rectangular Table, 24 x 60"	1,187.00
1	SYT24T	24" D Transition Table	1,287.00

Total: 6,035.00



Sync Idea Starter #3

Consists of:

Qty.	Model No.	Description	List Price Each
2	SY2460T	Rectangular Table, 24 x 60"	1,187.00
1	P3024T	24" x 30° Pie	348.00

Total: 2,722.00

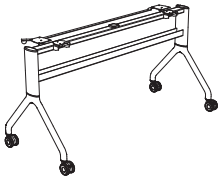
Rumba Nesting Top SKU # Formula



Model	Top Shape	Top Size	Top Color
RBA	REC-Rectangle	7224-72" x24" 6024-60" x24" 4824-48" x24" 7230-72" x30" 6030-60" x30"	BMCHBK-Biltmore Cherry Black Edge DSWTWI-Designer White White Edge FNGYWI-Fashion Gray White Edge ASNTBK-Asian Night Black Edge CLWNBK-Columbian Walnut Black Edge FUMPWI-Fusion Maple White Edge AISAWI-Asian Sand White Edge BLAKBK-Black Black Edge
RBA+	REC+	6024+	FNGYWI

Ex: **RBAREC6024FNGYWI** Rumba Rectangular 60x24" Top in Fashion Gray | White Edge Band

Rumba Nesting Base SKU # Formula



Model	Base Style	Base Size	Base Color
RBA	FL-Flip	7224-72" x24" 6024-60" x24" 4824-48" x24" 7230-72" x30" 6030-60" x30"	SL-Silver BL-Black
RBA+	FL+	6024+	SL






Ex: **RBAFL6024SL** Rumba Flip 60x24" Base in Silver

Quick Ship Laminate Colors:

BMCHBK – Biltmore Cherry | Black Edge
DSWTWI – Designer White | White Edge
FNGYWI – Fashion Gray | White Edge

Built to Order Laminate Colors:

ASNTBK – Asian Night | Black Edge
CLWNBK – Columbian Walnut | Black Edge
FUMPWI – Fusion Maple | White Edge
AISAWI – Asian Sand | White Edge
BLAKBK – Black | Black Edge

Model # (Top + Coordinating Base)	Description	Model	List Price Ea.	Number of Cartons	Actual Weight	S-Parcel Billable Weight	Carton Cube	Freight Class
 RBAREC7224 RBAFL7224	Rumba™ Rectangle Top - 72"W x 24"D Rumba™ Base - 29½"H	RBAREC7224 RBAFL7224	610.00 1,005.00	1 1	55.2 54.2	LTL LTL	1.67 4.91	70 92.5
 RBAREC6024 RBAFL6024	Rumba™ Rectangle Top - 60"W x 24"D Rumba™ Base - 29½"H	RBAREC6024 RBAFL6024	508.00 947.00	1 1	48 47.6	LTL LTL	1.38 4.2	60 92.5
 RBAREC4824 RBAFL4824	Rumba™ Rectangle Top - 48"W x 24"D Rumba™ Base - 29½"H	RBAREC4824 RBAFL4824	407.00 875.00	1 1	32.6 41	LTL LTL	1.12 3.01	62 85
 RBAREC7230 RBAFL7230	Rumba™ Rectangle Top - 72"W x 30"D Rumba™ Base - 29½"H	RBAREC7230 RBAFL7230	762.00 1,063.00	1 1	66.4 53.8	LTL LTL	2.04 5.04	60 92.5
 RBAREC6030 RBAFL6030	Rumba™ Rectangle Top - 60"W x 30"D Rumba™ Base - 29½"H	RBAREC6030 RBAFL6030	636.00 1,005.00	1 1	56 49.2	LTL LTL	1.72 4.2	60 92.5

Quick Ship Kits

- High pressure laminate tabletop with 3mm edge band
- Laminate top options: Designer White (DSWT) with white edge band, Fashion Gray (FNGY) with white edge band, and Biltmore Cherry (BMCH) with black edge band
- Silver (SL) bases only for Quick Ship SKUs
- Example: **RBA7230FL-SL-DSWT** (or **RBA7230FLSLDSWT**) Rumba 72 x 30" Flip base in Silver (SL) with Designer White (DSWT) top



RBA7224FL	Rumba™ Rectangle Top - 72"W x 24"D, Flip Table	RBA7224FL	1,470.00	2	103	LTL	8.8	85
RBA6024FL	Rumba™ Rectangle Top - 60"W x 24"D, Flip Table	RBA6024FL	1,323.00	2	88	LTL	7.38	85
RBA4824FL	Rumba™ Rectangle Top - 48"W x 24"D, Flip Table	RBA4824FL	1,180.00	2	74	LTL	5.96	70
RBA7230FL	Rumba™ Rectangle Top - 72"W x 30"D, Flip Table	RBA7230FL	1,645.00	2	113	LTL	10.95	70
RBA6030FL	Rumba™ Rectangle Top - 60"W x 30"D, Flip Table	RBA6030FL	1,453.00	2	99	LTL	9.19	70

 These products are subject to California Proposition 65. Please visit the product detail page on our website safco.com for more information.

Rumba™ Fixed Leg Tables

Safco® Products marketing materials are designed to be used as sales tools for our Dealer network.

Rumba Fixed Top SKU # Formula



RBA7224



RBA6024

Model	Top Size	Top Color
RBA	7224-72" x 24" 6024-60" x 24"	BMCHBK -Biltmore Cherry Black Edge DSWTWI -Designer White White Edge FNGYWI -Fashion Gray White Edge ASNTBK -Asian Night Black Edge CLWNBK -Columbian Walnut Black Edge FUMPWI -Fusion Maple White Edge AISAWI -Asian Sand White Edge BLAKBK -Black Black Edge
RBA+	7224+	AISAWI

Ex: **RBA7224AISAWI** Rumba 72x24" Top in Asian Sand | White Edge Band

Rumba Fixed Base SKU # Formula



FXP-Fixed Post Leg

Model	Base Style	Caster or Glide	Base Color
RBA	FXT -Fixed T-Leg FXP -Fixed Post Leg	CA -Caster GL -Glide	SL -Silver BL -Black
RBA+	FXT+	GL+	BL

Ex: **RBAFXTGLBL** Rumba Fixed T-Leg Glide Base in Black



Ex: **RBA7224AISAWI** Rumba 72x24" Top in Asian Sand | White Edge Band

Ex: **RBAFXTGLBL** Rumba Fixed T-Leg Glide Base in Black

Quick Ship Laminate Colors:

BMCHBK – Biltmore Cherry | Black Edge
DSWTWI – Designer White | White Edge
FNGYWI – Fashion Gray | White Edge

Built to Order Laminate Colors:

ASNTBK – Asian Night | Black Edge
CLWNBK – Columbian Walnut | Black Edge
FUMPWI – Fusion Maple | White Edge

AISAWI – Asian Sand | White Edge
BLAKBK – Black | Black Edge

Model # (Top + Coordinating Base)	Description	Model	List Price Ea.	Number of Cartons	Actual Weight	S-Parcel Billable Weight	Carton Cube	Freight Class
RBA7224	Rumba™ Top - 72"W x 24"D	RBA7224	610.00	1	59	LTL	1.71	60
RBA6024	Rumba™ Top - 60"W x 24"D	RBA6024	508.00	1	46	LTL	1.45	60
RBAFXTCA	Rumba™ Fixed T-Leg Caster Base - 29½"H	RBAFXTCA	664.00	1	23.8	LTL	3.44	125
RBAFXTGL	Rumba™ Fixed T-Leg Glide Base - 29½"H	RBAFXTGL	621.00	1	23.2	LTL	3.47	125
Rumba™ T-Leg Accessory								
2086	Rumba™ T-Leg Caps For use with Rumba™ T-Leg Tables Only Finish: Black-BL, Metallic Gray-SL	2086BL 2086SL	84.00	Set	2	3	0.21	100
RBAFXPCA	Rumba™ Fixed Post-Leg Caster Base - 29½"H	RBAFXPCA	579.00	1	17.8	LTL	1.2	85
RBAFXPGL	Rumba™ Fixed Post-Leg Glide Base - 29½"H	RBAFXPGL	545.00	1	17.4	LTL	1.18	85

Quick Ship Kits



- High pressure laminate tabletop with 3mm edge band
- Laminate top options: Designer White (DSWT) with white edge band, Fashion Gray (FNGY) with white edge band, and Biltmore Cherry (BMCH) with black edge band
- Silver (SL) bases only for quick ship SKUs
- **Example:** **RBA7224PG-SL-DSWT** (or **RBA7224PGSLDSWT**) Rumba 72 x 24" Post-legs with glides in Silver (SL) and designer white (DSWT) top



T-Leg Glide



T-Leg Casters



Post-Leg Glides



Post-Leg Casters

RBA7224TG	Rumba 72x24 T-leg Glide	RBA7224TG	1,120.00	2	76	LTL	11.13	125
RBA7224TCA	Rumba 72x24 T-leg Caster	RBA7224TCA	1,159.00	2	77	LTL	11.13	125
RBA7224PG	Rumba 72x24 Post-leg Glide	RBA7224PG	1,051.00	2	71	LTL	7.71	100
RBA7224PCA	Rumba 72x24 Post-leg Caster	RBA7224PCA	1,081.00	2	71	LTL	7.71	100
RBA6024TG	Rumba 60x24 T-leg Glide	RBA6024TG	999.00	2	69	LTL	9.34	125
RBA6024TCA	Rumba 60x24 T-leg Caster	RBA6024TCA	1,066.00	2	69	LTL	9.34	125
RBA6024PG	Rumba 60x24 Post-leg Glide	RBA6024PG	958.00	2	63	LTL	6.47	100
RBA6024PCA	Rumba 60x24 Post-leg Caster	RBA6024PCA	988.00	2	63	LTL	6.47	100



These products are subject to California Proposition 65.

Please visit the product detail www.filingtoday.com/sales@filingtoday.com

(Top + Coordinating Legs) Model #	Description	Model	List Price Ea.	List Carton Price	Quantity Per Carton	Actual Weight	S-Parcel Billable Weight	Carton Cube	Freight Class
<ul style="list-style-type: none"> • High Pressure Laminate • 3mm edge band • Height adjustable legs, adjust in 1" increments • Powder Coated Steel Legs 			<ul style="list-style-type: none"> • Adjustable nylon base levelers • Casters available - order separately • Tops and bases are sold separately, be sure to order one of each 			<ul style="list-style-type: none"> • 6 week lead time • Made in USA 			
	REC4824 Rectangle Top - 48"W x 24"D Laminate: Gray Nebula/Warm Gray-GYNAWG Fusion Maple/Warm Gray-FUMPWG White Dry Erase/Warm Gray-DRYEYG	REC4824GYNAWG REC4824FUMPWG REC4824DRYEYG	449.00 494.00	449.00 494.00	1 1	42 42	LTL LTL	- -	70 70
	REC6024 Rectangle Top - 60"W x 24"D Laminate: Gray Nebula/Warm Gray-GYNAWG Fusion Maple/Warm Gray-FUMPWG White Dry Erase/Warm Gray-DRYEYG	REC6024GYNAWG REC6024FUMPWG REC6024DRYEYG	526.00 578.00	526.00 578.00	1 1	54 54	LTL LTL	- -	125 125
	REC6030 Rectangle Top - 60"W x 30"D Laminate: Gray Nebula/Warm Gray-GYNAWG Fusion Maple/Warm Gray-FUMPWG White Dry Erase/Warm Gray-DRYEYG	REC6030GYNAWG REC6030FUMPWG REC6030DRYEYG	578.00 775.00	578.00 775.00	1 1	66 66	LTL LTL	- -	70 70
	REC6036 Rectangle Top - 60"W x 36"D Laminate: Gray Nebula/Warm Gray-GYNAWG Fusion Maple/Warm Gray-FUMPWG White Dry Erase/Warm Gray-DRYEYG	REC6036GYNAWG REC6036FUMPWG REC6036DRYEYG	757.00 833.00	757.00 833.00	1 1	84.5 84.5	LTL LTL	- -	70 70
	REC7230 Rectangle Top - 72"W x 30"D Laminate: Gray Nebula/Warm Gray-GYNAWG Fusion Maple/Warm Gray-FUMPWG White Dry Erase/Warm Gray-DRYEYG	REC7230GYNAWG REC7230FUMPWG REC7230DRYEYG	680.00 747.00	680.00 747.00	1 1	77.5 77.5	LTL LTL	- -	70 70
	REC7236 Rectangle Top - 72"W x 36"D Laminate: Gray Nebula/Warm Gray-GYNAWG Fusion Maple/Warm Gray-FUMPWG White Dry Erase/Warm Gray-DRYEYG	REC7236GYNAWG REC7236FUMPWG REC7236DRYEYG	897.00 986.00	897.00 986.00	1 1	102 102	LTL LTL	- -	70 70
	HADJ18304GR HADJ29444GR Height Adjustable 4-Leg Pack 18-30" Height Adjustable 4-Leg Pack 29-44" Leg Color: Cityscape Gray	HADJ18304GR HADJ29444GR	439.00 481.00	439.00 481.00	1 1	18 23	LTL LTL	- -	70 70
	WAV6030 Wave Top - 60"W x 30"D Laminate: Gray Nebula/Warm Gray-GYNAWG Fusion Maple/Warm Gray-FUMPWG White Dry Erase/Warm Gray-DRYEYG	WAV6030GYNAWG WAV6030FUMPWG WAV6030DRYEYG	680.00 748.00	680.00 748.00	1 1	65.2 65.2	LTL LTL	- -	70 70
	HADJ18304GR HADJ29444GR Height Adjustable 4-Leg Pack 18-30" Height Adjustable 4-Leg Pack 29-44" Leg Color: Cityscape Gray	HADJ18304GR HADJ29444GR	439.00 481.00	439.00 481.00	1 1	18 23	LTL LTL	- -	70 70
	YNG6030 Yinyang Top - 60"W x 30"D Laminate: Gray Nebula/Warm Gray-GYNAWG Fusion Maple/Warm Gray-FUMPWG White Dry Erase/Warm Gray-DRYEYG	YNG6030GYNAWG YNG6030FUMPWG YNG6030DRYEYG	707.00 775.00	707.00 775.00	1 1	51.3 51.3	LTL LTL	- -	70 70
	HADJ18303GR HADJ29443GR Height Adjustable 3-Leg Pack 18-30" Height Adjustable 3-Leg Pack 29-44" Leg Color: Cityscape Gray	HADJ18303GR HADJ29443GR	329.00 363.00	329.00 363.00	1 1	12 18	LTL LTL	- -	85 85
	HRND6030 Half Round Top - 60"W x 30"D Laminate: Gray Nebula/Warm Gray-GYNAWG Fusion Maple/Warm Gray-FUMPWG White Dry Erase/Warm Gray-DRYEYG	HRND6030GYNAWG HRND6030FUMPWG HRND6030DRYEYG	707.00 775.00	707.00 775.00	1 1	51.4 51.4	LTL LTL	- -	70 70
	HADJ18303GR HADJ29443GR Height Adjustable 3-Leg Pack 18-30" Height Adjustable 3-Leg Pack 29-44" Leg Color: Cityscape Gray	HADJ18303GR HADJ29443GR	329.00 363.00	329.00 363.00	1 1	12 18	LTL LTL	- -	85 85
	1210BL Carpet Casters, Set of 4 Casters: 2 1/2" H Finish: Black-BL	1210BL	28.00	28.00	1	1.2	2	0.08	65
	1211BL Hard floor Casters, Set of 4 Casters: 2 1/2" H Finish: Black-BL	1211BL	39.00	39.00	1	1.3	2	0.08	65

Spark™ Teaming Tables

Safco® Products marketing materials are designed to be used as sales tools for our Dealer network.

Spark Top SKU # Formula



Model	Top Size	Top Color
SPK	7220-72"x20" 7224-72"x24" 6020-60"x20" 6024-60"x24"	BMCHBK-Biltmore Cherry Black Edge DSWTWI-Designer White White Edge FNGYWI-Fashion Gray White Edge ASNTBK-Asian Night Black Edge CLWNBK-Columbian Walnut Black Edge FUMPWI-Fusion Maple White Edge AISAWI-Asian Sand White Edge BLAKBK-Black Black Edge
SPK+	7020+	DSWTWI

Ex: **SPK7020DSWTWI** Spark 70x20" Top in Designer White | White Edge Band

Spark Base SKU # Formula



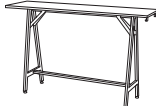
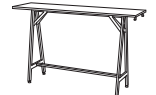
Model	Base Size	Base Color
SPK	60-60"W 72-72"W	SL-Silver BL-Black
SPK+	72+	SL

Ex: **SPK72SL** Spark 72"W Base in Silver

Quick Ship Laminate Colors:
BMCHBK – Biltmore Cherry | Black Edge
DSWTWI – Designer White | White Edge
FNGYWI – Fashion Gray | White Edge

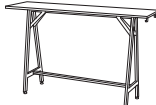

Built to Order Laminate Colors:
ASNTBK – Asian Night | Black Edge
CLWNBK – Columbian Walnut | Black Edge

FUMPWI – Fusion Maple | White Edge
AISAWI – Asian Sand | White Edge
BLAKBK – Black | Black Edge

Model # (Top + Coordinating Base)	Description	Model	List Price Ea.	Number of Cartons	Actual Weight	S-Parcel Billable Weight	Carton Cube	Freight Class
 SPK7220	Spark™ Top - 72"W x 20"D	SPK7220	489.00	1	44.4	45	1.41	85
SPK7224	Spark™ Top - 72"W x 24"D	SPK7224	588.00	1	54	LTL	1.65	60
SPK72	Spark™ Base - 42"H	SPK72	386.00	1	35	LTL	4.17	100
 SPK6020	Spark™ Top - 60"W x 20"D	SPK6020	428.00	1	36.6	37	1.18	85
SPK6024	Spark™ Top - 60"W x 24"D	SPK6024	512.00	1	45.2	LTL	1.38	60
SPK60	Spark™ Base - 42"H	SPK60	332.00	1	32	LTL	3.04	92.5

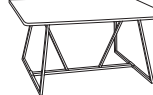

Quick Ship Kits

- High pressure laminate tabletop with 3mm edge band
- Laminate top options: Designer White (DSWT) with white edge band, Fashion Gray (FNGY) with white edge band, and Biltmore Cherry (BMCH) with black edge band
- Silver (SL) bases only for quick ship SKUs
- **Example: SPK7224-SL-DSWT** (or SPK7224SLDSWT) Spark 72 x 24" silver base (SL) with designer white (DSWT) top

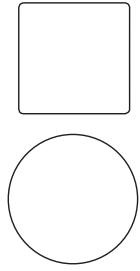
 SPK72220	Spark™ - 72"W x 20"D x 42"H	SPK72220	697.00	2	72	LTL	6.93	250
SPK72224	Spark™ - 72"W x 24"D x 42"H	SPK72224	775.00	2	79	LTL	7.90	250
 SPK6020	Spark™ 60"W x 20"D x 42"H	SPK6020	588.00	2	63	LTL	5.81	250
SPK6024	Spark™ 60"W x 24"D x 42"H	SPK6024	653.00	2	68	LTL	6.62	250

Oasis™ Teaming Tables

Oasis™ Teaming Tables

 3019	Oasis™ Teaming Sitting-Height Table Overall Size: 60"W x 48"D x 29 1/4"H Finish: Cherry-CY, Weathered White-WW	3019CY 3019WW	943.00	1	123	LTL	12.39	925
 3020	Oasis™ Teaming Standing-Height Table Overall Size: 60"W x 48"D x 42"H Finish: Cherry-CY	3020CY	1,009.00	1	126	LTL	12.39	925

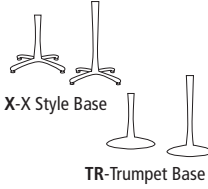
Cha-Cha Top SKU # Formula



Model	Top Shape	Top Size	Top Color
CHA	SQ -Square RND -Round	30-30" Sq. 36-36" Dia.	BMCHBK -Biltmore Cherry Black Edge DSWTWI -Designer White White Edge FNGYWI -Fashion Gray White Edge ASNTBK -Asian Night Black Edge CLWNBK -Columbian Walnut Black Edge FUMPWI -Fusion Maple White Edge AISAWI -Asian Sand White Edge BLAKBK -Black Black Edge
CHA+	RND+	30+	FUMPWI

Ex: **CHARND30FUMPWI** Cha-Cha Round 30" Dia Top in Fusion Maple | White Edge Band

Cha-Cha Base SKU # Formula



Model	Base Height	Base Style	Base Color
CHA	29-29" H* 42-42" H	X-X Style TR -Trumpet*	SL -Silver BL -Black* *29" Trumpet Available in Black Only
CHA+	29+	X+	SL

Ex: **CHA29TRSL** Cha-Cha 29"H X Style Base in Silver

Ex: **CHARND30FUMPWI** Cha-Cha Round 30" Dia Top in Fusion Maple | White Edge Band

Ex: **CHA29XSL** Cha-Cha 29"H X Style Base in Silver

Quick Ship Laminate Colors:

BMCHBK – Biltmore Cherry | Black Edge
DSWTWI – Designer White | White Edge
FNGYWI – Fashion Gray | White Edge

Built to Order Laminate Colors:

ASNTBK – Asian Night | Black Edge
CLWNBK – Columbian Walnut | Black Edge

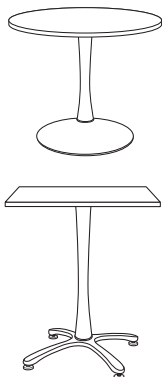
FUMPWI – Fusion Maple | White Edge
AISAWI – Asian Sand | White Edge
BLAKBK – Black | Black Edge

Model # (Top + Coordinating Base)	Description	Model	List Price Ea.	Number of Cartons	Actual Weight	S-Parcel Billable Weight	Carton Cube	Freight Class
	CHASQ30 Cha-Cha™ Square Top - 30" Sq.	CHASQ30	358.00	1	27	27	0.92	70
	CHASQ36 Cha-Cha™ Square Top - 36" Sq.	CHASQ36	484.00	1	37	37	1.28	70
	CHARND30 Cha-Cha™ Round Top - 30" Dia.	CHARND30	323.00	1	22	LTL	0.92	70
	CHARND36 Cha-Cha™ Round Top - 36" Dia.	CHARND36	394.00	1	30	LTL	1.28	70
	CHA29X Cha-Cha™ X-Base - 29"H	CHA29X	511.00	1	17	LTL	2.16	125
	CHA42X Cha-Cha™ X-Base - 42"H	CHA42X	547.00	1	22	LTL	3.57	125
	CHA29TR Cha-Cha™ Trumpet-Base - 29"H	CHA29TR	511.00	1	24	LTL	2.42	100
	CHA42TR Cha-Cha™ Trumpet-Base - 42"H	CHA42TR	547.00	1	30	LTL	3.54	100

Quick Ship Kits

- High pressure laminate tabletop with 3mm edge band
- Laminate top options: Designer White (DSWT) with white edge band, Fashion Gray (FNGY) with white edge band, and Biltmore Cherry (BMCH) with black edge band
- Silver (SL) bases only for quick ship SKUs
- **Example:** **CHARND3629X-SL-DSWT** (or **CHARND3629XSLDSWT**) Cha-Cha 36 Dia. x 29" silver base (SL) with designer white (DSWT) top

CHARND3029X	ChaCha Round 30" 29"H X-base	CHARND3029X	741.00	2	39	LTL	4.28	125
CHARND3029TR	ChaCha Round 30" 29"H Trumpet-base	CHARND3029TR	741.00	2	46	LTL	4.28	100
CHARND3629X	ChaCha Round 36" 29"H X-base	CHARND3629X	803.00	2	47	LTL	5.97	100
CHARND3629TR	ChaCha Round 36" 29"H Trumpet-base	CHARND3629TR	774.00	2	54	LTL	5.97	125
CHARND3042X	ChaCha Round 30" 42"H X-base	CHARND3042X	765.00	2	44	LTL	4.22	92.5
CHARND3042TR	ChaCha Round 30" 42"H Trumpet-base	CHARND3042TR	765.00	2	52	LTL	4.96	92.5
CHARND3642X	ChaCha Round 36" 42"H X-base	CHARND3642X	828.00	2	52	LTL	5.92	125
CHARND3642TR	ChaCha Round 36" 42"H Trumpet-base	CHARND3642TR	828.00	2	60	LTL	6.12	100
CHASQ3029X	ChaCha Square 30" 29"H X-base	CHASQ3029X	772.00	2	39	LTL	4.28	125
CHASQ3029TR	ChaCha Square 30" 29"H Trumpet-base	CHASQ3029TR	772.00	2	51	LTL	4.28	92.5
CHASQ3629X	ChaCha Square 36" 29"H X-base	CHASQ3629X	867.00	2	54	LTL	5.97	125
CHASQ3629TR	ChaCha Square 36" 29"H Trumpet-base	CHASQ3629TR	867.00	2	61	LTL	5.97	100
CHASQ3042X	ChaCha Square 30" 42"H X-base	CHASQ3042X	796.00	2	49	LTL	4.22	92.5
CHASQ3042TR	ChaCha Square 30" 42"H Trumpet-base	CHASQ3042TR	796.00	2	57	LTL	4.96	92.5
CHASQ3642X	ChaCha Square 36" 42"H X-base	CHASQ3642X	892.00	2	59	LTL	5.92	100
CHASQ3642TR	ChaCha Square 36" 42"H Trumpet-base	CHASQ3642TR	892.00	2	67	LTL	6.12	92.5



These products are subject to California Proposition 65. Please visit the product data filing today website sales.officings.com

Office Suites
Tables & Desks
Meeting Essentials
Personas Organization
Ergonomics
High Density Storage
Storage & Filing
Facilities
Technology Furniture
Art & Engineering
K-12 Education
SAFE Collection Addendum

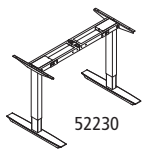
ML-Series Height-Adjustable Tables

Safco® Products marketing materials are designed to be used as sales tools for our Dealer network.

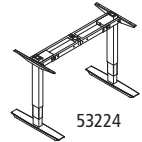
Two Base Models Offered: 2 stage base and 3 stage base offered in two column models.

- Drive System: 110V, 60Hz AC input 120V DC motor. Draws a maximum of 3 amps.
- Travel Range: 2 stage - 19.6" of vertical adjustment from 28" to 47.6" (with feet and work surface)
- 3 Stage - 25.5" of vertical adjustment from 24.5" - 50" (with feet and work surface)
- Adjustment Speed: 2 stage .75" per second; 3 stage 1.5" per second
- Control Switch: Simple UP/Down Control Switch sold as standard. LED 4 position preset control available as an accessory option.
- Work surfaces: 1 1/8" high pressure laminate with 3mm PVC (square corners) as standard. Add a "T" suffix to the part number if T-mold is preferred (radius corners) Surfaces available from 48" - 72"W and 24" or 30"D
- See page 10 for Safco corporate laminate color options or go to Safco website
- Keyboard Surface: Optional mechanism extends keyboard range to 8" below and/or 7" above the monitor surface. Tilt range is +15° to - 15° tilt
- Bases: Consists of heavy-duty all steel legs with expandable/adjustable steel frames, range from 40" - 68"W which accommodate 48" - 72" work surfaces
- 3 base colors - Silver, Black, and White powder coat paint, customers should designate selection with S for Silver, B for Black and W for White
- Bases Ship KD. Due to the precision of the alignment of the height-adjustable legs, it is critical that the unit be properly leveled for optimum performance
- Load Capacity: 220 lbs. for 2-column models
- Meets ADA and BIFMA performance standards
- Meets Intertek VOC+ Certification



ML-SERIES HEIGHT-ADJUSTABLE BASE ONLY



52230




53224

Model No.	Description	Height Range	Wt.	List Price
2 Stage/2 Column Base Only 				
52224	2 Stage/2 Leg 24" Depth	28 - 47 5/8" H	69	1,517.00
52230	2 Stage/2 Leg 30" Depth	28 - 47 5/8" H	71	1,517.00
3-Stage/2-Column Base Only 				
53224	3 Stage/2 Leg 24" Depth	24 1/2 - 50" H	76	1,669.00
53230	3 Stage/2 Leg 30" Depth	24 1/2 - 50" H	78	1,581.00

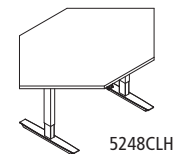
ML-SERIES HEIGHT-ADJUSTABLE TABLES




5222448H

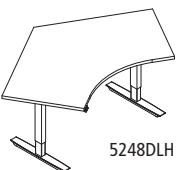
2 Stage/2 Column Base with 1 1/8" Rectangular Surfaces 				
5222448H	48 x 24"	28 - 47 5/8" H	116	2,034.00
5222454H	54 x 24"	28 - 47 5/8" H	121	2,077.00
5222460H	60 x 24"	28 - 47 5/8" H	126	2,189.00
5222466H	66 x 24"	28 - 47 5/8" H	131	2,316.00
5222472H	72 x 24"	28 - 47 5/8" H	136	2,280.00
5223048H	48 x 30"	28 - 47 5/8" H	131	1,935.00
5223054H	54 x 30"	28 - 47 5/8" H	138	2,193.00
5223060H	60 x 30"	28 - 47 5/8" H	141	2,270.00
5223066H	66 x 30"	28 - 47 5/8" H	146	2,236.00
5223072H *	72 x 30"	28 - 47 5/8" H	151	2,437.00

*Models that does not ship via small parcel




5248CLH








2 Stage/2 Column Base with 1 1/8" Corner Surfaces 				
5248CSLH	48 x 24"	28 - 47 5/8" H	130	2,276.00
5248CLH	48 x 30"	28 - 47 5/8" H	135	2,316.00

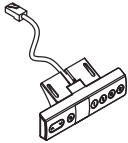
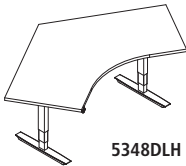
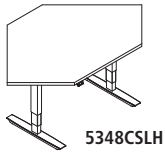
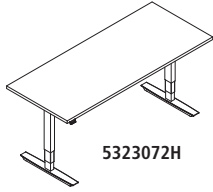


5248DLH

2 Stage/2 Column Base with 1 1/8" 120° Surfaces 				
5248DSLH	48 x 24"	28 - 47 5/8" H	135	2,360.00
5248DLH *	48 x 30"	28 - 47 5/8" H	140	2,425.00
5242DSLH	42 x 24"	28 - 47 5/8" H	130	2,431.00
5242DLH	42 x 30"	28 - 47 5/8" H	135	2,467.00

*Models that does not ship via small parcel

Model No.	Description	Height Range	Wt.	List Price
3 Stage/2 Column Base with 1 1/8" Rectangular Surfaces  				
5322448H	48 x 24"	24 1/2 - 50"H	109	2,085.00
5322454H	54 x 24"	24 1/2 - 50"H	114	2,332.00
5322460H	60 x 24"	24 1/2 - 50"H	119	2,280.00
5322466H	66 x 24"	24 1/2 - 50"H	124	2,467.00
5322472H	72 x 24"	24 1/2 - 50"H	129	2,441.00
5323048H	48 x 30"	24 1/2 - 50"H	124	2,091.00
5323054H	54 x 30"	24 1/2 - 50"H	129	2,236.00
5323060H	60 x 30"	24 1/2 - 50"H	134	2,422.00
5323066H	66 x 30"	24 1/2 - 50"H	139	2,383.00
5323072H	72 x 30"	24 1/2 - 50"H	144	2,582.00
3 Stage/2 Column Base with 1 1/8" Corner Surfaces  				
5348CSLH	48 x 24"	24 1/2 - 50"H	144	2,317.00
5348CLH	48 x 30"	24 1/2 - 50"H	149	2,352.00
3 Stage/2 Column Base with 1 1/8" 120° Surfaces  				
5348DSLH	48 x 24"	24 1/2 - 50"H	144	2,533.00
5348DLH	48 x 30"	24 1/2 - 50"H	149	2,697.00
5342DSLH	42 x 24"	24 1/2 - 50"H	139	2,582.00
5342DLH	42 x 30"	24 1/2 - 50"H	149	2,697.00
Accessories 				
524MC	4-Position Memory Control (for ML series only)		2	152.00

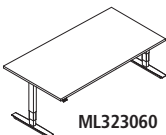


ML-Series Height-Adjustable Tables - Quick Ship Kits

Quick Ship Kits

- Tops available in Fusion Maple HPL laminate with 3mm White edge band (FUMPWI) only
- Base options: 2 stage, 2 leg or 3 stage, 2 leg in Black (BL), White (WH) or Silver (SL)
- Example: ML222460-WH-FUMPWI (or ML222460WHFUMPWI) ML 2 stage, 2 leg base in White (WH) with 24x60" Fusion Maple top with White edge band (FUMPWI)

Model No.	Description	Height Range	Wt.	List Price
ML-Series Base & Top				
ML222460	24 x 60" 2 Stage, 2 Legs	28" to 47 1/2"H	104	2,049.00
ML223060	30 x 60" 2 Stage, 2 Legs	28" to 47 1/2"H	111	2,064.00
ML322460	24 x 60" 3 Stage, 2 Legs	24 1/2 - 50"H	110	2,188.00
ML323060	30 x 60" 3 Stage, 2 Legs	24 1/2 - 50"H	117	2,202.00



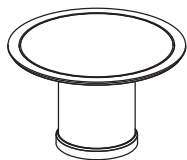
Sorrento Veneer Conference Room Tables

Safco® Products marketing materials are designed to be used as sales tools for our Dealer network.

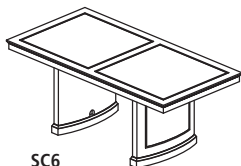
SORRENTO CONFERENCE ROOM TABLES



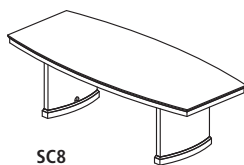
- Rectangular shaped conference tables are only available in Bourbon Cherry-SCR
- Boat-shaped conference tables are only available in Espresso-ESP



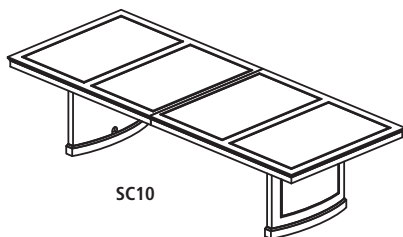
SCR48



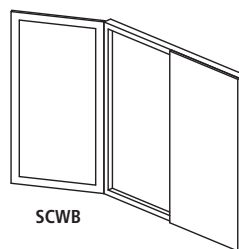
SC6



SC8



SC10



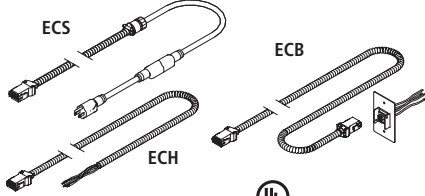
SCWB

Model No.	Description	Dimensions	Weight	List Price
SCR48	48" Round Conference Table	48" Diameter x 29½" H	164	3,151.00
SC6	6' Rectangular or Boat-Shaped Conference Table	72"W x 36"D x 29½"H	231	4,812.00
SC8	8' Rectangular or Boat-Shaped Conference Table	96"W x 42"D x 29½"H	281	5,539.00
SC10	10' Rectangular or Boat-Shaped Conference Table	120"W x 48"D x 29½"H	370	7,749.00
SC12	12' Rectangular or Boat-Shaped Conference Table	144"W x 54"D x 29½"H	514	13,883.00
SCWB	Presentation Board	48"W x 48"H x 3½"D	109	3,259.00

- UL Listed Components
- Non-sequential connections
- Convenient kits provide easy specifying
- Electrical kits not available for 18" Flip-N-Go®, 18" & 24" Sync® Table

- It is the customer's responsibility to ensure that the use of electrical systems, including the number of receptacles on a given circuit and connection to a building power source, be in compliance with all electrical codes
- Power Infeed Option sections has limitations of number of linked tables, see charting below

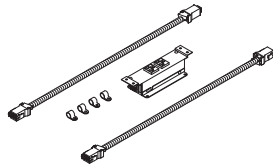
Power Infeed Options



Model No.	Description	List Price
ECS	72" Corded Starter (limit 10 tables linked)	432.00
ECB	Quick Disconnect block & 72" cable with Black wrap (limit 10 tables linked)	420.00
ECH	Hardwire Infeed, 72" with Black wrap (limit 10 tables linked)	279.00

NOTE: Power Infeed Option must be added to the first table in a run.

Undersurface Kits



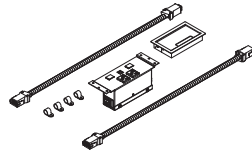
Model No.	Description	List Price
EC48UB	48" Table Kit – 2 power receptacles	667.00
EC60UB	60" Table Kit – 2 power receptacles	660.00
EC66UB	66" Table Kit – 2 power receptacles	667.00
EC72UB	72" Table Kit – 2 power receptacles	667.00
EC48UDB	48" Table Kit – 2 power receptacles/2 data knockouts	717.00
EC60UDB	60" Table Kit – 2 power receptacles/2 data knockouts	717.00
EC72UDB	72" Table Kit – 2 power receptacles/2 data knockouts	717.00

Top Inset Electrical Kits

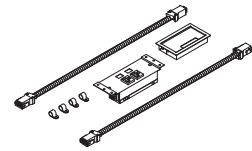


- Manufactured cutouts now standard option on select training tables. Applies to Sync® and Flip-N-Go® Tables
- Surface Mount Kits are intended to fit the "E" - style rectangular cutout on the training tables listed above
- Grommet holes can also be field installed – 5¼ x 3" cutout in work surface is required
- Each kit includes a flush grommet

Model No.	Description	List Price
EC48FB	48" Table Kit - Black, 2 power receptacles	880.00
EC48FS	48" Table Kit - Silver, 2 power receptacles	891.00
EC48FJB	48" Table Kit - Black, 2 power receptacles/2 data knockouts, two 2.1 Amp USB charging ports	938.00
EC48FJS	48" Table Kit - Silver, 2 power/2 data receptacles, two 2.1 Amp USB charging ports	927.00
EC54FB	54" Table Kit - Black, 2 power receptacles	880.00
EC54FS	54" Table Kit - Silver, 2 power receptacles	880.00
EC60FB	60" Table Kit - Black, 2 power receptacles	880.00
EC60FS	60" Table Kit - Silver, 2 power receptacles	880.00
EC60FDB	60" Table Kit - Black, 2 power receptacles/2 data knockouts	927.00
EC60FDS	60" Table Kit - Silver, 2 power receptacles, 2 data receptacles	938.00
EC60FJB	60" Table Kit - Black, 2 power/2 data receptacles, two 2.1 Amp USB charging ports	938.00
EC60FJS	60" Table Kit - Silver 2 power/2 data receptacles, two 2.1 Amp USB charging ports	927.00
EC66FB	66" Table Kit - Black, 2 power receptacles	891.00
EC66FS	66" Table Kit - Silver, 2 power receptacles	891.00
EC72FB	72" Table Kit - Black, 2 power receptacles	880.00
EC72FS	72" Table Kit - Silver, 2 power receptacles	880.00
EC72FDB	72" Table Kit - Black, 2 power/2 data receptacles	938.00
EC72FDS	72" Table Kit - Silver, 2 power/2 data receptacles	938.00
EC72FJB	72" Table Kit - Black, 2 power/2 data receptacles, two 2.1 Amp USB charging ports	927.00
EC72FJS	72" Table Kit - Silver, 2 power/2 data receptacles, two 2.1 Amp USB charging ports	927.00



SURFACE MOUNT KITS With USB



SURFACE MOUNT KITS With DATA

Extension Option

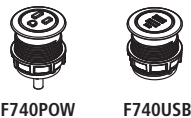


Model No.	Description	List Price
ECX	12" Extension Cable	150.00
ECG	Grommet Cover (5.69 x 3.38)	155.00

Electrical/USB Accessories



- Power and USB grommet options - available in White (W) or Black (B)
- Grommet modules are intended to fit the "G" or "M" cutouts on the training tables Sync® and Flip-N-Go® Tables
- Grommet holes can also be field installed - 1¼" cutout required
- Spill proof





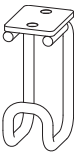
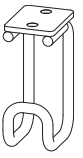
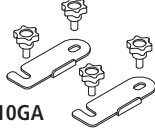



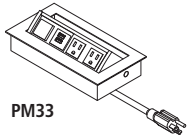


Model No.	Description	List Price
F740POWB	Power Module Single Outlet - Black; 72" cord	95.00
F740POWW	Power Module Single Outlet - White; 72" cord	95.00
F740USBB	(2) 2 Amp charging USB ports - Black; 72" cord	295.00
F740USBW	(2) 2 Amp charging USB ports - White; 72" cord	295.00

Conference/Training Room Accessories

Safco® Products marketing materials are designed to be used as sales tools for our Dealer network.

Office Suites
Tables & Desks
Meeting Essentials
Personal Organization
Ergonomics
High Density Storage
Storage & Filing
Facilities
Technology Furniture
Art & Engineering
K-12 Education
SAFE Collection Addendum

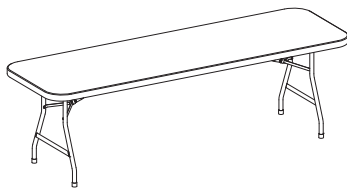
Model #	Description	Table Laminates	List Price Ea.	List Carton Price	Quantity Per Carton	Number of Cartons	Actual Weight	S-Parcel Billable Weight	Carton Cube	Freight Class
 2059BL	Clamp-On Power Module Fits on Tables ¾" - 1¼" Thick, 4"W x 4½"D x 4"H Finish: Black-BL	2059BL	179.00	179.00	1	1	2	4	0.31	775
 2078BL	Clamp-On Power Module with 2 USB charging ports Fits on Tables ¾" - 1¼" Thick, 4"W x 4½"D x 4"H Finish: Black-BL	2078BL	211.00	211.00	1	1	2.5	4	0.31	775
 2069BL	Pull-Up Power Module with 2 USB charging ports (fits Standard 60mm Cable Grommet hole)	2069BL	161.00	161.00	1	1	3	3	0.15	775
 2060BL	Ganging Connector 2 Connectors/4 Posts Per Set Finish: Black-BL For Rumba™ & Impromptu® Tables Only	2060BL	56.00	56.00	1	1	1	1	0.02	60
Universal Table Hooks										
 2254BL	Table Hook - 6 Pack Finish: Black-BL	2254BL	93.00	93.00	6	1	1.4	2	0.04	70
 2255BL	Table Hook - 24 Pack Finish: Black-BL	2255BL	259.00	259.00	24	1	6	6	0.13	70
Universal Table Ganging Kit										
• Designed to connect two table edges together, regardless of T-Mold style										
 10GA										
Model No.	Dimensions					Wt.				List Price
10GA	3¾"W x 1½"D x 1"H					1				106.00
Wire/Cable Manager (Black only)										
 F890										
Model No.	Description					Wt.				List Price
F890	Base 6" Diameter, Coil 6½"H Compressed Coil 3½" Diameter, Coil 45"H Expanded					3				179.00
Grommets										
• Available in Black • Field installed grommet holes required										
 F740										
Model No.	Description					Dimensions		Wt.		List Price
F740	Grommet					2¾"W x 2⅞"D		1		39.00
Power & Data Modules										
• Power & Data options can be easily field installed to tabletops • Field cut grommet holes required • Not compatible with manufactured cutouts										
 PM20										
 PM33										
Model No.	Description					Dimensions		Wt.		List Price
PM20	Black, 2 Power Outlets					5⅞"W x 4¼"D		2.5		496.00
PM33	Power & Data with 2 Power, 2 USB (Specify Black or Silver)					8¼"W x 4⅞"D		3		1,034.00

Event Series Multi-Purpose Folding Tables


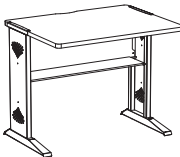

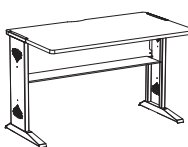

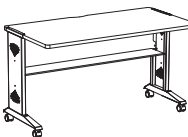


- Multi-purpose, durable folding tables that meet most any need, indoors or out
- Increased number of connections between the frame and the top providing stronger connection
- Table height: 29"
- **Finishes:** Textured White with Dark Gray hammer-coated frame

NOTE: Do not push or drag tables

Model No.	Description	Dimensions	Maximum Weight Load in Pounds	
			Capacity with 1/4" Deflection (Weight must be evenly distributed)	List Price
773096	7700 Series - 30 x 96" Rectangular	96"W x 30"D x 29"H	300	544.00


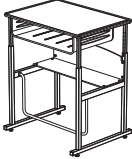








Computer Desks









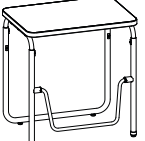
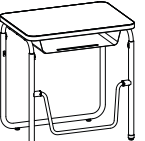


Model #	Description	Table Laminates	List Price Ea.	List Carton Price	Quantity Per Carton	Actual Weight	S-Parcel Billable Weight	Carton Cube	Freight Class
Computer Desks									
	 1930 Reversible Top Computer Desk, 36 x 28" Overall Size: 35½"W x 28"D x 30"H Finish: Mahogany and Medium Oak	1930	594.00	594.00	1	49	49	3.11	70
	 1931 Reversible Top Computer Desk, 48 x 28" Overall Size: 47½"W x 28"D x 30"H Finish: Mahogany and Medium Oak	1931	633.00	633.00	1	70	70	4.3	70
	 1933 Reversible Top Mobile Work Surface, 54 x 28" Overall Size: 53½"W x 28"D x 30"H Finish: Mahogany and Medium Oak	1933	706.00	706.00	1	75	75	4.56	70
	 1934 Reversible Top Stand, 24 x 28" Overall Size: 23½"W x 28"D x 30"H Finish: Mahogany and Medium Oak	1934	514.00	514.00	1	43	43	3.06	85

AlphaBetter® 28"W Desks & Stool

Safco® Products marketing materials are designed to be used as sales tools for our Dealer network.

Model #	Description	Model #	List Price Ea.	List Carton Price	Quantity Per Carton	Actual Weight	S-Parcel Billable Weight	Carton Cube	Freight Class
AlphaBetter® Desks & Stools									
	1201BE AlphaBetter® Desk 28 x 20" Standard Top 28"W x 20"D x 26" - 42"H Desktop Finish: Beige-BE Steel Frame with Black Powder Coat Finish Patented Swinging Pendulum™ Footrest Bar	1201BE	764.00	764.00	1	44	52	4.87	110
	1202BE AlphaBetter® Desk, with Book Box 28 x 20" Standard Top 28"W x 20"D x 26" - 42"H Desktop Finish: Beige-BE Steel Frame with Black Powder Coat Finish Patented Swinging Pendulum™ Footrest Bar	1202BE	964.00	964.00	1	50	52	4.87	110
	1203 AlphaBetter® Desk 28 x 20" Premium Top 28"W x 20"D x 26" - 42"H Desktop Finish: Gray-GR, Dry Erase-DE Steel Frame with Black Powder Coat Finish Patented Swinging Pendulum™ Footrest Bar	1203GR 1203DE	819.00	819.00	1	43	52	4.87	110
	1204 AlphaBetter® Desk 28 x 20" Premium Top 28"W x 20"D x 26" - 42"H Desktop Finish: Gray-GR, Dry Erase-DE Steel Frame with Black Powder Coat Finish Patented Swinging Pendulum™ Footrest Bar	1204GR 1204DE	1,017.00	1,017.00	1	49	52	4.87	110
	1205 AlphaBetter® Stool Seat Size: 13" Sq. Overall: 15¼" - 19¼"W x 21" - 35½"H Seat Finish: Beige-BE, Black-BL Steel Frame with Black Powder Coat Finish	1205BE 1205BL	432.00	432.00	1	23	34	3.14	125
	1212BL AlphaBetter® Optional Book Box 22"W x 15"D x 4¼"H Finish: Black-BL	1212BL	196.00	196.00	1	8	15	1.26	250
	1210BL Carpet Casters for AlphaBetter®, Set of 4 Casters: 2½"H Finish: Black-BL	1210BL	28.00	28.00	1	1.2	2	0.08	65
	1211BL Hard floor Casters for AlphaBetter®, Set of 4 Casters: 2½"H Finish: Black-BL	1211BL	39.00	39.00	1	1.3	2	0.08	65


Office Suites
Tables & Desks
Meeting Essentials
Personal Organization
Ergonomics
High Density Storage
Storage & Filing
Facilities
Technology Furniture
Art & Engineering
K-12 Education
SAFE Collection Addendum

Model #	Description	Model #	List Price Ea.	List Carton Price	Quantity Per Carton	Actual Weight	S-Parcel Billable Weight	Carton Cube	Freight Class
AlphaBetter® Desks & Stools									
	1206BE AlphaBetter® Desk 36 x 24" Standard Top 36" W x 24" D x 26" - 42" H Desktop Finish: Beige-BE Steel Frame with Black Powder Coat Finish Patented Swinging Pendulum™ Footrest Bar	1206BE	878.00	878.00	1	51	77	7.09	110
	1207BE AlphaBetter® Desk, with Book Box 36 x 24" Standard Top 36" W x 24" D x 26" - 42" H Desktop Finish: Beige-BE Steel Frame with Black Powder Coat Finish Patented Swinging Pendulum™ Footrest Bar	1207BE	1,086.00	1,086.00	1	59	77	7.09	110
	1208 AlphaBetter® Desk 36 x 24" Premium Top 36" W x 24" D x 26" - 42" H Desktop Finish: Gray-GR, Dry Erase-DE Steel Frame with Black Powder Coat Finish Patented Swinging Pendulum™ Footrest Bar	1208GR 1208DE	930.00	930.00	1	51	77	7.09	110
	1209 AlphaBetter® Desk, with Book Box 36 x 24" Premium Top 36" W x 24" D x 26" - 42" H Desktop Finish: Gray-GR, Dry Erase-DE Steel Frame with Black Powder Coat Finish Patented Swinging Pendulum™ Footrest Bar	1209GR 1209DE	1,142.00	1,142.00	1	58	77	7.09	110
	1205 AlphaBetter® Stool Seat Size: 13" Sq. Overall: 15¼" - 19¼" W x 21" - 35½" H Seat Finish: Beige-BE, Black-BL Steel Frame with Black Powder Coat Finish	1205BE 1205BL	432.00	432.00	1	23	34	3.14	125
	1212BL AlphaBetter® Optional Book Box 22" W x 15" D x 4¼" H Finish: Black-BL	1212BL	196.00	196.00	1	8	15	1.26	250
AlphaBetter® Desks 2.0									
	1221 Height-Adjustable Student Desk with Pendulum Bar 22-30" 27¾" W x 19¼" D x 22-30" H Desktop Finish: White Dry Erase Top-DE, Gray Nebula Top-GR Leg Finish: Cityscape Gray	1221DE 1221GR	560.00 516.00	560.00 516.00	1 1	31 31	35 35	1.76 1.76	070 070
	1222 Height-Adjustable Student Desk - Pendulum Bar - Book Box 27¾" W x 19¼" D x 22-30" H Desktop Finish: White Dry Erase Top-DE, Gray Nebula Top-GR Leg Finish: Cityscape Gray	1222DE 1222GR	643.00 629.00	643.00 629.00	1 1	37 37	43 43	2.11 2.11	070 070
	1223 Height-Adjustable Student Desk with Pendulum Bar 29-43" 27¾" W x 19¼" D x 29-43" H Desktop Finish: White Dry Erase Top-DE, Gray Nebula Top-GR Leg Finish: Cityscape Gray	1223DE 1223GR	602.00 588.00	602.00 588.00	1 1	34 34	38 38	2.1 2.1	070 070
	1224 Height-Adjustable Student Desk - Pendulum Bar - Book Box 27¾" W x 19¼" D x 29-43" H Desktop Finish: White Dry Erase Top-DE, Gray Nebula Top-GR Leg Finish: Cityscape Gray	1224DE 1224GR	685.00 671.00	685.00 671.00	1 1	40 40	46 46	2.52 2.52	070 070
	1210BL Carpet Casters for AlphaBetter®, Set of 4, Black-BL Casters: 2½" H	1210BL	28.00	28.00	1	1.2	2	0.08	65
	1211BL Hard floor Casters for AlphaBetter®, Set of 4, Black-BL Casters: 2½" H	1211BL	39.00	39.00	1	1.3	2	0.08	65

Office Suites
Tables & Desks
Meeting Essentials
Personalization
Ergonomics
High Density Storage
Storage & Filing
Facilities
Technology
Art & Engineering
K-12 Education
SAFE Collection Addendum

Flip & Nest Desks

Safco® Products marketing materials are designed to be used as sales tools for our Dealer network.

Model #	Description	Model #	List Price Ea.	List Carton Price	Number of Cartons	Actual Weight	S-Parcel Billable Weight	Carton Cube	Freight Class
	Flip and Nest Desks								
1226	Learn Nesting Trapezoid Desk 32 $\frac{3}{8}$ "W x 22 $\frac{1}{4}$ "D x 29 $\frac{1}{2}$ "H Powder coat steel frame Finish: White Dry-Erase Top-DE, Pebbled Gray Top-GR Base Finish: Grey	1226DE 1226GR	664.00	664.00	1	31.1	37	4.15	125
1227	Learn Nesting Rectangle Desk 28"W x 22 $\frac{1}{4}$ "D x 29 $\frac{1}{2}$ "H Powder coat steel frame Finish: White Dry-Erase Top-DE, Pebbled Gray Top-GR Base Finish: Grey	1227DE 1227GR	636.00	636.00	1	35.4	41	3.16	125

Studio Desks








	1950	Single Drawer Studio Desk, Wooden Veneer Top Overall Size: 43 $\frac{1}{2}$ "W x 21 $\frac{1}{2}$ "D x 30 $\frac{1}{2}$ "H Frame Finish: Black-BL Single Drawer Studio Desk, Laminate Top Frame Finish: White-W	1950BL 1950WH	715.00 612.00	715.00 612.00	1 1	60 60	62 62	5.42 5.42	110 110
	1951	Studio Writing Desk, Wooden Veneer Top Overall Size: 37 $\frac{1}{2}$ "W x 22 $\frac{3}{4}$ "D x 34 $\frac{1}{2}$ "H Frame Finish: Black-BL Studio Writing Desk, Laminate Top Frame Finish: White-WH	1951BL 1951WH	451.00 379.00	451.00 379.00	1 1	40 40	43 43	4.17 4.17	110 110


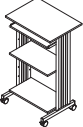
Table Desks

	1943	Table Desk Overall Size: 47 $\frac{1}{2}$ "W x 24"D x 28 $\frac{1}{2}$ "H Finish: Beech Top/White Legs-BHWH, Black Top/Silver Legs-BLSL, Cherry Top/Black Legs-CYBL	1943BHWH 1943BLSL 1943CYBL	451.00	451.00	1	36	38	3.34	110
	Wire Desks 5203BL	Wire Desk Overall: 35 $\frac{1}{2}$ "W x 24"D x 30 $\frac{1}{2}$ "H Bottom Shelf Dimensions: 35"W x 6 $\frac{1}{4}$ "D Finish: Black-BL	5203BL	245.00	245.00	1	46.4	47	3.64	175


Muv™ Adjustable-Height Desks

	1925	Muv™ 28" Adjustable-Height Desk Overall Size: 29 $\frac{1}{2}$ "W x 22"D x 29" - 34"H Finish: Cherry-CY	1925CY	834.00	834.00	1	46	46	2.37	70
	1927	Muv™ Mini Tower Adjustable-Height Desk Overall Size: 35 $\frac{1}{2}$ "W x 22"D x 29" - 34"H Finish: Cherry-CY	1927CY	894.00	894.00	1	66	66	3.29	70
	1929	Muv™ Stand-Up Adjustable-Height Desk Overall Size: 29 $\frac{1}{2}$ "W x 22"D x 35" - 49"H Finish: Cherry-CY, Gray-GR, Medium Oak-MO	1929CY 1929GR 1929MO	610.00	610.00	1	56	57	3.51	70


Muv™ Fixed-Height Desks

	1921	Muv™ 35" Fixed-Height Desk Overall Size: 35 $\frac{1}{2}$ "W x 22"D x 30 $\frac{1}{2}$ "H Finish: Cherry-CY	1921CY	607.00	607.00	1	52	52	2.88	70
	1923	Muv™ Stand-Up Fixed-Height Desk Overall Size: 29 $\frac{1}{2}$ "W x 22"D x 45"H Finish: Cherry-CY, Gray-GR	1923CY 1923GR	580.00	580.00	1	62	62	2.95	70



Vum™ Pneumatic Standing Desk

Model #	Description	Model #	List Price Ea.	List Carton Price	Quantity Per Carton	Actual Weight	S-Parcel Billable Weight	Carton Cube	Freight Class
 1944	Vum™ Pneumatic Standing Desk Overall Size: 25¼"W x 19¾"D x 35½"-47¾"H Finish: Natural Wood-NA, White-WH	1944NA 1944WH	693.00	693.00	1	48.5	49	3.72	70

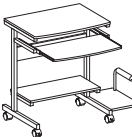



Roam™ Touchdown Workstation

 1958	Roam™ Touchdown Workstation Overall Size: 33"W x 30"D x 51½"H Finish: Dark Gray-DG, Tan-TN	1958DG 1958TN	710.00	710.00	1	41	76	6.97	200
--	--	------------------	--------	--------	---	----	----	------	-----

Scoot™ Steel Desks

 1907BL	Scoot™ Desk Overall Size: 32½"W x 22"D x 30¾"H Finish: Black-BL	1907BL	595.00	595.00	1	38	39	2.33	70
 1908BL	Scoot™ Steel Stand-Up Desk Overall Size: 39½"W x 23¾"D x 42"H Finish: Black-BL	1908BL	689.00	689.00	1	47	47	3.55	70

Eastwinds Furniture Collection

 946	Portrait PC Desk Cart with Slide-Out Keyboard Tray with Mouse Platform CPU Platform Mounts Left or Right Overall Size: 36½"W x 19¾"D x 31"H Metallic Gray, Powder Coated Steel Frame Finish: Anthracite-ANT, Medium Cherry-MEC	946ANT 946MEC	384.00	384.00	1	42.6	43	2.43	70
 947	Argo PC Workstation with Slide-Out Keyboard Tray and CPU Shelf Overall Size: 31½"W x 19¾"D x 30¾"H Metallic Gray, Powder Coated Steel Frame Finish: Anthracite-ANT, Medium Cherry-MEC	947ANT 947MEC	369.00	369.00	1	34.2	35	1.79	70
 948	FPD Computer Table with Raised Flat Panel Platform Printer and CPU Platform Overall Size: 28½"W x 26"D x 29¾"H Metallic Gray, Powder Coated Steel Frame Finish: Anthracite-ANT, Medium Cherry-MEC	948ANT 948MEC	369.00	369.00	1	22	22	1.97	925
 950	Laptop Caddy Split Top Tilts for Ergonomic Use Height-Adjustable Steel Frame Overall Size: 29½"W x 20"D x 27-38"H Metallic Gray, Powder Coated Steel Frame Finish: Anthracite-ANT, Medium Cherry-MEC	950ANT 950MEC	369.00	369.00	1	19.4	20	0.95	70

Empire Mobile PC Station

 945	Empire Mobile PC Station with Slide-Out Keyboard Tray Overall Size: 29¾"W x 23¾"D x 29¾"H Metallic Gray, Powder Coated Steel Frame Finish: Anthracite-ANT, Medium Cherry-MEC	945ANT 945MEC	359.00	359.00	1	39	39	2.09	70
---	---	------------------	--------	--------	---	----	----	------	----






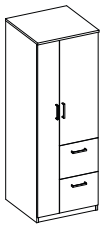
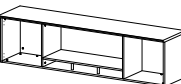


Mirella SOHO Desks

 5511	Mirella™ Table Desk Overall Size: 48"W x 24"D x 30"H Laminates: Sand Dune-SDD, White Ash-WAH	5511SDD 5511WAH	402.00	402.00	1	43	41	3.9	110
 5512	Mirella™ Table Desk with Drawer Overall Size: 36"W x 22"D x 30"H Laminates: Sand Dune-SDD, White Ash-WAH	5512SDD 5512WAH	570.00	570.00	1	56	66	5.78	110
 5513	Mirella™ Table Desk with Built-in-Locking Pedestal Overall Size: 60"W x 24"D x 30"H Laminates: Sand Dune-SDD, White Ash-WAH	5513SDD 5513WAH	815.00	815.00	1	92	101	8.24	110


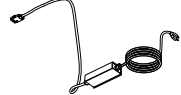


Office Suites
Tables & Desks
Meeting Essentials
Personnel Organization
Ergonomics
High Density Storage
Storage & Filing
Facilities
Technology Furniture
Art & Engineering
K-12 Education
SAFE Collection Addendum

Resi® Office

Safco® Products marketing materials are designed to be used as sales tools for our Dealer network.



Model #	Description	Table Laminates	List Price Ea.	List Carton Price	Quantity Per Carton	Actual Weight	S-Parcel Billable Weight	Carton Cube	Freight Class
 RESDES3060WH <small>NEW</small>	Resi® Desk 30X60 White Wood Leg Overall: 60"W x 30"D x 29½"H Desk Top: Designer white laminate Base: White Powder Coated Steel Crown with Solid Maple Wood in Natural Finish Legs	RESDES3060WH	1,395.00	1,395.00	1	67	110	8.62	085
 RESCAB36WH <small>NEW</small>	Resi® Cabinet 36W No Doors Overall: 36"W x 19½"D x 33¾"H Cabinet: Designer white laminate	RESCAB36WH	1,220.00	1,220.00	1	64	82	4.94	070
 RESDRKTWH <small>NEW</small>	Resi® Door Kit - White Overall: 18"W x ¾"D x 25¾"H	RESDRKTWH	236.00	236.00	1	9	21	1.64	070
 RESGDRKTWH <small>NEW</small>	Resi® Glass Door Kit - White Overall: 18"W x ¾"D x 25¾"H	RESGDRKTWH	283.00	283.00	1	8	20	1.64	070
 RESPEDWH <small>NEW</small>	Resi® Skinny Pedestal - White Overall: 11½"W x 19"D x 26½"H	RESPEDWH	571.00	571.00	1	56	58	4.94	125
 RESWRDWH <small>NEW</small>	Resi® Wardrobe 23¾"W x 23¾"D x 68"H	RESWRD1WH RESWRD2WH	1,711.00	1,711.00 334.00	1 1	211.6 38.6	212 78	10.12 7.08	70 100
 RESH72WH <small>NEW</small>	Resi® Hutch 72"W x 16¾"D x 18½"H	RESH72WH	1,382.00	1,382.00	1	120	LTL	20.01	70
 RESHDRKTWH <small>NEW</small>	Resi® Hutch Laminate Door Kit 18¼"W x ¾"D x 17¼"H	RESHDRKTWH	194.00	194.00	1	12.5	14	1.23	85
 RESHGDRKTWH <small>NEW</small>	Resi® Hutch Glass Door Kit 18¼"W x ¾"D x 17¼"H	RESHGDRKTWH	233.00	233.00	1	12.5	14	1.23	85

Resi® Office - Power Units




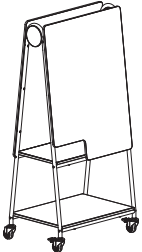
Resi® Collection - Power Units										
 RESUPDCL <small>NEW</small>	Resi® Uni Power Daisy Chain Jumper	RESUPDCL	114.00	114.00	1	6	.06	0.14	070	
 RESUPINP <small>NEW</small>	Resi® Universal Power Infeed Plug	RESUPINP	487.00	487.00	1	6	.06	0.35	070	
 RESUPDCWH <small>NEW</small>	Resi® Universal Power Unit Daisy Chain White	RESUPDCWH	395.00	395.00	1	6	.06	0.2	070	
 RESUPUWH <small>NEW</small>	Resi® Universal Power Unit White	RESUPUWH	286.00	286.00	1	6	.06	0.14	070	



Office Suites
Tables & Desks
Meeting Essentials
Personal Organization
Ergonomics
High Density Storage
Storage & Filing
Facilities
Technology Furniture
Art & Engineering
K-12 Education
SAFE Collection Addendum




Model #	Description	Model #	List Price Ea.	List Carton Price	Quantity Per Carton	Actual Weight	S-Parcel Billable Weight	Carton Cube	Freight Class
	2014WBS Rumba™ Screen 36"W x 54"H Full Whiteboard Screen Overall Size: 36"W x 16"D x 54"H	2014WBS	1,253.00	1,253.00	1	31	LTL	5.47	70
	2015WBS Rumba™ Screen 42"W x 54"H Full Whiteboard Screen Overall Size: 42"W x 16"D x 54"H	2015WBS	1,319.00	1,319.00	1	38	LTL	6.3	70
	2016WBS Rumba™ Screen 36"W x 66"H Full Whiteboard Screen Overall Size: 36"W x 16"D x 66"H	2016WBS	1,309.00	1,309.00	1	45	LTL	5.76	70
	2017WBS Rumba™ Screen 42"W x 66"H Full Whiteboard Screen Overall Size: 42"W x 16"D x 66"H	2017WBS	1,381.00	1,381.00	1	41	LTL	6.69	70
	2008GR Rumba™ Screen Eraser Tray	2008GR	46.00	46.00	1	1	1	0.08	100

Impromptu® Collaboration Screens

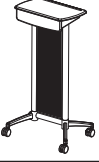



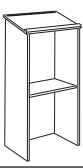

	8510GRCL Impromptu® Acrylic Screen, 42"W x 72"H Mobile on Four Casters (Two Locking) Includes: Accessory Hooks Overall Size: 42"W x 21½"D x 72"H Finish: Metallic Gray-GR	8510GRCL	868.00	868.00	1	45	LTL	5.23	70
	8511 Impromptu® Full Whiteboard Screen, 42"W x 72"H Magnetic Whiteboard Includes Accessory Hooks & Magnetic Accessory Tray Overall Size: 42"W x 21½"D x 72"H Finish: Black-BL, Metallic Gray-GR	8511BL 8511GR	738.00	738.00	1	51	LTL	6.15	70
	3611BL Onyx™ Mesh Marker Holder with Shelf Overall Size: 5¼"W x 2½"D x 5¼"H Finish: Black-BL	3611BL	45.00	45.00	1	1	2	0.08	150
	3612BL Onyx™ Mesh Marker Organizer with Basket Overall Size: 8"W x 3"D x 3¾"H Finish: Black-BL	3612BL	46.00	46.00	1	1.2	2	0.1	150
	3909GR Mobile Whiteboard, 30" x 64" - White Dry Erase Board Magnetic board, Cutout in board for easy marker storage Overall Size: 30"W x 24"D x 63¾"H	3909GR	1,709.00	1,709.00	1	80	LTL	-	70

Mobile Wall, Multimedia & AV Carts

Safco® Products marketing materials are designed to be used as sales tools for our Dealer network.

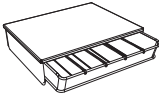


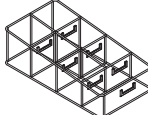
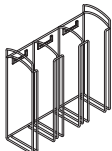
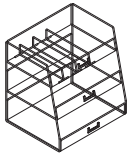





Model #	Description	Model #	List Price Ea.	List Carton Price	Quantity Per Carton	Actual Weight	S-Parcel Billable Weight	Carton Cube	Freight Class
 8932BL	Steel AV Height-Adjustable Cart Steel Height-Adjustable Cart Holds up to 20" monitor; six outlet UL approved mini surge protector with power switch Three shelves, adjustable in 2" increments 28" - 36"H Overall Size: 27½"W x 18¼"D x 28½" - 36½"H Finish: Black-BL	8932BL	625.00	625.00	1	58	58	2.34	85
 8943BL	Steel Adjustable AV Cart with Cabinet Steel Adjustable AV Cart with Cabinet Holds up to 20" monitor; three outlet UL approved mini surge protector with power switch Adjustable in 2" increments 26" - 42"H Overall Size: 26¾"W x 20¼"D x 26" - 42"H Finish: Black-BL	8943BL	1,070.00	1,070.00	1	88	88	4.5	85
 8945BL	Scoot™ Presentation Cart Scoot™ Presentation Cart Shelves Adjust in 2¼" Increments 4 Positions (24¼" - 32¼") Overall Size: 21½"W x 30¼"D x 40¼"H Finish: Black-BL	8945BL	625.00	625.00	1	50	50	4.63	85

Presentation Stands & Lecterns

 8912	Impromptu® Lectern Impromptu® Lectern Steel Frame & Translucent Polycarbonate Panel Top Surface: 20"W x 16"D Overall Size: 26½"W x 18¼"D x 46½"H Finish: Black-BL, Metallic Gray-GR	8912BL 8912GR	806.00	806.00	1	33	34	3.2	110
 8918	Executive Mobile Lectern Executive Mobile Lectern Large 23¾"W x 20"D Reading Surface Upper Shelf Adjusts in 2½" Increments Overall Size: 25¼"W x 19¼"D x 46"H Finish: Mahogany-MH	8918MH	1,135.00	1,135.00	1	96	96	3.39	110
 8919	Executive Presentation Stand Executive Presentation Stand Large 28"W x 18¼"D Presentation Surface 2½"H containment lip Overall Size: 29½"W x 20¼"D x 40¼"H Finish: Mahogany-MH	8919MH	1,012.00	1,012.00	1	136	LTL	4.68	110
 8922BL	Scoot™ Multi-Purpose Lectern Scoot™ Multi-Purpose Lectern Two swivel cup holders Platform folds down for flat surface Overall Size: 28¾"W x 22"D x 49¼"H Finish: Black-BL	8922BL	995.00	995.00	1	85	85	4.17	70
 8915	Stand-Up Lectern Stand-Up Lectern 23"W x 15¼"D Reading Surface Slopes at 15° Angle Overall Size: 23"W x 15¼"D x 46"H Finish: Mahogany-MH	8915MH	541.00	541.00	1	52	52	2.06	110
 8921	Adjustable Speaker Stand Adjustable Speaker Stand 20"W x 16"D Reading Platform Tilts from 0° - 70° Podium height manually adjusts from 30" - 44" Overall Size: 21"W x 21"D x 29½" - 46"H Finish: Mahogany-MH	8921MH	267.00	267.00	1	14	14	0.88	110



Office Suites
Tables & Desks
Meeting Essentials
Personal Organization
Ergonomics
High Density Storage
Storage & Filing
Facilities
Technology Furniture
Art & Engineering
K-12 Education
SAFE Collection Addendum





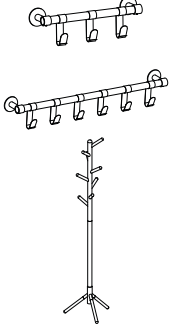
Model #	Description	Model #	List Price Ea.	List Carton Price	Quantity Per Carton	Actual Weight	S-Parcel Billable Weight	Carton Cube	Freight Class
Onyx™ Break Room Organizers									
	3274BL Onyx™ Break Room Organizer - 1 Drawer 12½"W x 11¼"D x 3¼"H Finish: Black-BL	3274BL	77.00	77.00	1	5	5	0.35	85
	3275BL Onyx™ Break Room Organizer - 3 Drawer 11½"W x 8¼"D x 8¼"H Finish: Black-BL	3275BL	114.00	114.00	1	7	7	0.55	85
	3290BL Onyx™ Mesh Tower Break Room Organizer 6"W x 6"D x 18"H Finish: Black-BL	3290BL	103.00	103.00	1	3	6	0.51	150
	3291BL Onyx™ Mesh Condiment Carton 16"W x 8½"D x 5¼"H Finish: Black-BL	3291BL	103.00	103.00	1	3	7	0.55	125
	3292BL Onyx™ Mesh Cup & Lid Holder 12¼"W x 4½"D x 13¼"H Finish: Black-BL	3292BL	139.00	139.00	1	3	8	0.6	150
	3293BL Onyx™ Mesh Break Room Organizer 14½"W x 11¼"D x 15"H Finish: Black-BL	3293BL	179.00	179.00	1	6	19	1.72	250
Hospitality – Wood Refreshment Carts									
Wood Refreshment Centers									
	8953 Mobile Refreshment Cart Large 21½"W x 17"D Heat-Resistant Countertop: 1¼" Raised Lip Overall Size: 23"W x 18"D x 31"H Finish: Gray-GR, Mahogany-MH	8953GR 8953MH	501.00	501.00	1	67	68	2.76	100
	8962 Hospitality Service Cart Serving Area: 32½"W x 20½"D with Two Drop Leaves to Expand to 56"W Overall Size: 32½"- 56¼"W x 20½"D x 38¾"H Finish: Mahogany-MH, Cherry-CY	8962MH 8962CY	1,102.00	1,102.00	1	143	143	5.75	100
Hospitality – Steel Refreshment Carts									
Refreshment Stand									
	8963BL Refreshment Cart Large Melamine Top: 29¼"W x 20½"D Overall Size: 29¼"W x 22¼"D x 33¼"H Finish: Black-BL	8963BL	971.00	971.00	1	92	92	3.87	100
Mobile Refreshment Cart									
	8964BL Mobile Refreshment Cart Melamine Top: 33¾"W x 21¼"D with 1½"H Wire Rails Mobile on 3½" Casters (two locking) Overall Size: 33¼"W x 21¼"D x 43"H Finish: Black-BL	8964BL	894.00	894.00	1	92	LTL	5.86	100
Impromptu® Mobile Refreshment Cart									
	8966 Impromptu® Mobile Refreshment Cart Laminate Top: 34"W x 17"D with Rails Mobile on Four Casters (two locking) Overall Size: 34"W x 21¼"D x 36¼"H Finish: Black-BL, Metallic Gray-GR	8966BL 8966GR	1,132.00	1,132.00	1	64	64	4.24	100





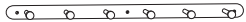



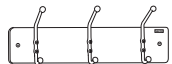


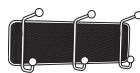
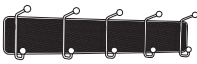
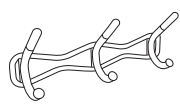

Office Suites
Tables & Desks
Meeting Essentials
Person Organization
Ergonomics
High Density Storage
Storage & Filing
Facilities
Technology Furniture
Art & Engineering
K-12 Education
SAFE Collection Addendum

Coat Racks

Safco® Products marketing materials are designed to be used as sales tools for our Dealer network.

Model #	Description	Model #	List Price Ea.	List Carton Price	Quantity Per Carton	Actual Weight	S-Parcel Billable Weight	Carton Cube	Freight Class
	Nail Head Coat Rack 4191NC Spiral Nail Head Coat Rack, 8 Hook 15" Dia. Base x 67"H	4191NC	263.00	263.00	1	17	17	0.83	85
	Coat Racks 4163 Coat Rack Four Double Hook 21" Dia. Base x 70"H Finish: Black-BL, Chrome-CR	4163BL 4163CR	168.00	168.00	1	9	9	0.43	70
	4168 Coat Rack with Umbrella Stand 21" Dia. Base x 70"H Finish: Black-BL	4168BL	218.00	218.00	1	12	17	1.29	85
	Hook Head Coat Racks 4241BL Hook Head Coat Rack, 8 Hook 15" Dia. Base x 67"H Finish: Black-BL	4241BL	174.00	174.00	1	18	18	0.83	100
	Resi® Coat Rack Collection NEW 4263WH Resi 3 Hook Wall Rack 19 1/4"W x 4 1/4"D x 6"H Finish: White-WL with Natural Wood	4263WH	110.00	110.00	1	3	3	0.22	100
	4264WH Resi 6 Hook Wall Rack 36 1/4"W x 4 1/4"D x 6"H Finish: White-WL with Natural Wood	4264WH	162.00	162.00	1	5	5	0.4	100
	4265WH Resi 8 Hook Coat Tree 17 1/4"W x 17 1/4"D x 69 1/2"H Finish: White-WL with Natural Wood	4265WH	232.00	232.00	1	9	9	0.72	100


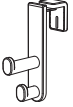
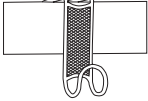
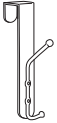
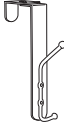
Office Suites
Tables & Desks
Meeting Essentials
Personal Organization
Ergonomics
High Density Storage
Storage & Filing
Facilities
Technology Furniture
Art & Engineering
K-12 Education
SAFE Collection Addendum

Model #	Description	Model #	List Price Ea.*	List Carton Price	Quantity Per Carton	Actual Weight	S-Parcel Billable Weight	Carton Cube	Freight Class
Nail Head Coat Hooks									
	4200 Nail Head Coat Hook - 2 Hook 12"W x 2 3/4"D x 2"H	4200	62.00	62.00	1	0.6	0.6	0.62	100
	4201 Nail Head Coat Hook - 3 Hook 18"W x 2 3/4"D x 2"H	4201	91.00	91.00	1	1	1	0.71	100
	4202 Nail Head Coat Hook - 6 Hook 36"W x 2 3/4"D x 2"H	4202	174.00	174.00	1	2	2	0.73	100
Metal Coat Racks									
	4203SL Metal Coat Rack - 2 Hook 7"W x 4 1/2"D x 5 1/4"H Finish: Silver-SL	4203SL	40.00	40.00	1	1	1	0.03	100
	4205SL Metal Coat Rack - 4 Hook 14 1/4"W x 4 1/4"D x 5 1/4"H Finish: Silver-SL	4205SL	60.00	60.00	1	2	2	0.05	100
Wall Rack Coat Hooks									
	4160 Wall Rack - 2 Hook 6 1/2"W x 3"D x 7"H Finish: Chrome * Only available to order by Carton.	4160	24.00	288.00	12	10	10	0.31	70
	4161 Wall Rack - 3 Hook 18"W x 3 3/4"D x 7"H Finish: Satin Aluminum	4161	65.00	65.00	1	1	2.2	0.63	100
	4162 Wall Rack - 6 Hook 36"W x 3 3/4"D x 7"H Finish: Satin Aluminum	4162	125.00	125.00	1	3.87	4.2	0.86	100
Onyx™ Mesh Wall Racks									
	6401BL Onyx™ Mesh Wall Rack - 2 Hook 8 1/2"W x 3"D x 5 1/2"H Finish: Black-BL	6401BL	22.00	22.00	1	1	1	0.12	100
	6402BL Onyx™ Mesh Wall Rack - 3 Hook 14 3/4"W x 3"D x 5 1/2"H Finish: Black-BL	6402BL	30.00	30.00	1	2	2	0.20	100
	6403BL Onyx™ Mesh Wall Rack - 5 Hook 26 3/4"W x 3"D x 5 1/2"H Finish: Black-BL	6403BL	51.00	51.00	1	2	2	0.37	100
Family Coat Wall Racks									
	4255 Family Coat Rack 3 Hook 18 1/2"W x 5 1/4"D x 7 1/4"H Finish: Black-BL	4255BL	140.00	140.00	1	10	10	0.18	100
	4257 Family Coat Rack 6 Hook 42 1/2"W x 5 1/4"D x 7 1/4"H Finish: Black-BL	4257BL	211.00	211.00	1	16	16	0.4	100

Office Suites
Tables & Desks
Meeting Essentials
Personation Organization
Ergonomics
High Density Storage
Storage & Filing
Facilities
Technology Furniture
Art & Engineering
K-12 Education
SAFE Collection Addendum

Coat Hooks - Over-the-Door/Over-the-Panel




Safco® Products marketing materials are designed to be used as sales tools for our Dealer network.

Model #	Description	Model #	List Price Ea.	List Carton Price	Quantity Per Carton	Actual Weight	S-Parcel Billable Weight	Carton Cube	Freight Class
	Plastic Coat Hooks 4224BL Over-the-Panel Single Hook 1 1/4"W x 5 1/4"D x 4"H Finish: Black-BL	4224BL	37.00	37.00	1	0.5	0.8	0.33	70
	4225BL Over-the-Panel Double Hook 1 1/4"W x 6 1/2"D x 7 1/2"H Finish: Black-BL	4225BL	51.00	51.00	1	1	0.5	0.43	70
	Onyx™ Mesh Coat Hook 4229BL Onyx™ Mesh Coat Hook 4 1/4"W x 1 1/4"D x 5"H Finish: Black-BL * Only available to order by Carton.	4229BL	16.00	16.00	1	1	1	0.03	70
	Door & Panel Coat Hooks 4166 Over-the-Door Coat Hook Fits doors up to 1 1/2" thick 1 1/2"W x 4 1/4"D x 8 1/2"H	4166	38.00	38.00	1	0.5	0.5	0.33	70
	4167 Over-the-Panel Coat Hook Adjusts to fit panels from 1 1/2" to 3 1/2" thick 1 1/2"W x 4 1/4"D x 8 1/2"H	4167	39.00	39.00	1	0.5	0.6	0.33	70

Write Way® Dry Erase Message Signs

	Write Way® Dry Erase Message Signs 4173BL Write Way® Directional Sign Arrow Adjusts + or - 45° Overall: 25 1/2"W x 17 3/4"D x 64 1/4"H Finish: Black-BL	4173BL	219.00	219.00	1	10	26	2.41	125
	4117BL Write Way® Rectangular Sign 22 1/2"H x 14 1/4"W Dry Erase Board Overall: 18"W x 18"D x 65"H Finish: Black-BL	4117BL	230.00	230.00	1	10	46	4.19	125
	4118BL Write Way® Octagon Sign Octagon Surface: 19 1/2"W x 19 1/2"H 22 1/2"W x 18"D x 65"H Finish: Black-BL	4118BL	232.00	232.00	1	11	46	4.28	125


Office Suites
Tables & Desks
Meeting Essentials
Personal Organization
Ergonomics
High Density Storage
Storage & Filing
Facilities
Technology Furniture
Art & Engineering
K-12 Education
SAFE Collection Addendum

Model #	Description	Model #	List Price Ea.	List Carton Price	Quantity Per Carton	Actual Weight	S-Parcel Billable Weight	Carton Cube	Freight Class
	Impromptu® Machine Stands 1857 Impromptu® Mobile Machine Stand Overall Size: 26¼"W x 21"D x 26½"H Finish: Black-BL, Metallic Gray-GR	1857BL 1857GR	557.00	557.00	1	41	41	2.66	70
	1859 Impromptu® Deluxe Mobile Machine Stand with Doors Overall Size: 34¼"W x 25½"D x 30¼"H Finish: Black-BL, Metallic Gray-GR	1859BL 1859GR	1,049.00	1,049.00	1	67	67	4.1	70
	1862 Impromptu® Under Table Printer Stand Overall Size: 20½"W x 16½"D x 14¼"H Finish: Black-BL	1862BL	363.00	363.00	1	21	21	1.36	70

Muv™ Printer/Machine Stands

Model #	Description	Model #	List Price Ea.	List Carton Price	Quantity Per Carton	Actual Weight	S-Parcel Billable Weight	Carton Cube	Freight Class
	Muv™ Printer/Machine Stands 1881 Muv™ Mobile Machine Stand Overall Size: 29½"W x 20"D x 35"H Bottom Shelves: 25½"W x 13¼"D x ¾"H Top Shelf (Fixed): 29½"W x 19¼"D x ¾"H Finish: Cherry-CY, Medium Oak-MO	1881CY 1881MO	495.00 509.00	495.00 509.00	1 1	49 49	49 49	2.53 2.53	70 70

Wood Machine Stands

Model #	Description	Model #	List Price Ea.	List Carton Price	Quantity Per Carton	Actual Weight	S-Parcel Billable Weight	Carton Cube	Freight Class
	Wood Machine Stands 1850 Mobile Stand Overall Size: 28"W x 19¼"D x 30¼"H Upper Compartment: 9¼"H Compartments Measure 26"W x 17¼"D Finish: Mahogany-MH	1850MH	751.00	751.00	1	75	75	3.94	70

Steel Machine Stands



Model #	Description	Model #	List Price Ea.	List Carton Price	Quantity Per Carton	Actual Weight	S-Parcel Billable Weight	Carton Cube	Freight Class
	Steel Machine Stands 1870GR Machine Stand with Drawer Overall Size: 25"W x 20"D x 29¼"H Laminate Top: 25"W x 20"D Finish: Gray-GR	1870GR	822.00	822.00	1	66	LTL	10.55	125
	1871GR Compact Machine Stand Overall Size: 17¼"W x 17¼"D x 27¼"H Finish: Gray-GR	1871GR	615.00	615.00	1	40	68	6.18	125
	1872BL Deluxe Machine Stand Overall Size: 32"W x 24¼"D x 30¼"H Finish: Black-BL	1872BL	1,009.00	1,009.00	1	63	63	2.32	70



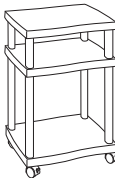
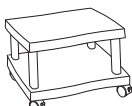
Office Suites
Tables & Desks
Meeting Essentials
Personal Organization
Ergonomics
High Density Storage
Storage & Filing
Facilities
Technology Furniture
Art & Engineering
K-12 Education
SAFE Collection Addendum

Scoot™ Printer Stands


Safco® Products marketing materials are designed to be used as sales tools for our Dealer network.

Model #	Description	Model #	List Price Ea.	List Carton Price	Quantity Per Carton	Actual Weight	S-Parcel Billable Weight	Carton Cube	Freight Class
 1855BL	Scoot™ UnderDesk Printer Stand Overall Size: 20"W x 16"D x 14"H Finish: Black-BL	1855BL	223.00	223.00	1	20	20	1.3	70
 1856BL	Scoot™ Printer Stand Overall Size: 26½"W x 20½"D x 26½"H Finish: Black-BL	1856BL	421.00	421.00	1	45	45	2.18	70


Wave Printer Stands

 1860GR	Desk Side Wave Printer Stand Overall Size: 20"W x 17½"D x 29"H Finish: Gray-GR	1860GR	234.00	234.00	1	18	18	1.54	925
 1861GR	UnderDesk Wave Printer Stand Overall Size: 20"W x 17½"D x 11½"H Finish: Gray-GR	1861GR	147.00	147.00	1	11	12	1.09	925

Machine Stands

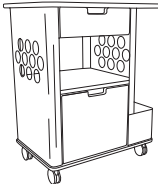
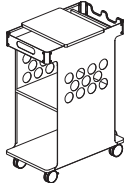
 1876	Machine Stand with Drop Leaves Overall Size: 20" - 36"W x 18"D x 26"H Finish: Black-BL	1876BL	326.00	326.00	1	21	21	1.07	70
 5206	UnderDesk Printer/Fax Stand Overall Size: 19"W x 16"D x 13½"H Four Casters (Two Locking) Finish: Black-BL, Gray-GR	5206BL 5206GR	182.00	182.00	1	17	17	0.94	70
 5207	Desk Side Wire Machine Stand Overall Size: 24"W x 20"D x 27"H Four Casters (Two Locking) Finish: Black-BL, White-WH	5207BL 5207WH	262.00	262.00	1	33	34	1.91	70

Onyx™ UnderDesk Machine Stand

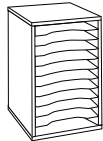
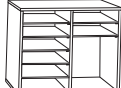
 5208	Onyx™ UnderDesk Machine Stand Overall Size: 21"W x 16"D x 17½"H Printer Stand Top: 21"W x 16"D Slide-Out Drawer: 21"W x 16"D x 3½"H Finish: Black-BL, White-WH	5208BL 5208WH	342.00	342.00	1	23	32	2.96	125
---	--	------------------	--------	--------	---	----	----	------	-----

Office Suites
Tables & Desks
Meeting Essentials
Personal Organization
Ergonomics
High Density Storage
Storage & Filing
Facilities
Technology Furniture
Art & Engineering
K-12 Education
SAFE Collection Addendum

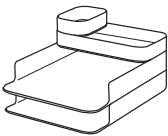
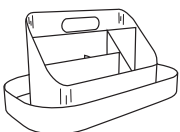
Rolling Storage Carts

Model #	Description	Model #	List Price Ea.	List Carton Price	Quantity Per Carton	Actual Weight	S-Parcel Billable Weight	Carton Cube	Freight Class
	5202WH Rolling Storage Cart Overall Size: 28"W x 20"D x 33½"H Work Surface: 28"W x 20"D Slide-Out Drawers: 15¼"W x 15¼"D x 5"H 15¼"W x 15¼"D x 13¾"H Side Compartment: 5½"W x 17½"D x 7"H Finish: Silver Frame with White Top-WH	5202WH	989.00	989.00	1	98.20	103	9.88	70
	5209WH Mini Rolling Storage Cart Overall Size: 15"W x 25¼"D x 34½"H Finish: Silver Frame with White Top-WH	5209WH	548.00	548.00	1	45	46	2.82	100

Wood Desktop Organizers

Desktop Organization									
	9419 Wood Desktop Sorter - 11 Compartments Overall Size: 10¾"W x 12"D x 16"H Finish: Cherry-CY, Gray-GR, Medium Oak-MO	9419CY 9419GR 9419MO	129.00	129.00	1	11	12	0.47	85
	9420 Wood Vertical Adj. Lit. Organizer - 12 Compartments Overall Size: 19½"W x 12"D x 16"H Finish: Cherry-CY, Gray-GR, Medium Oak-MO	9420CY 9420GR 9420MO	135.00	135.00	1	17	18	0.56	85

Plastic Desk Accessories

Stacking Plastic Desktop Sorter Set									
	3285 Stacking Plastic Desktop Sorter Set Overall Size: 7"W x 12¼"D x 7¼"H Four Piece Set includes: Large Tray, Small Tray and 2 Letter Sorters Each part is stackable. Finish: Black-BL, White-WH	3285BL 3285WH	75.00	75.00	1	4	4	0.33	70
	3286 Mobile Caddy Letter Tray: 12¼"W x 2"D x 10"H Large Tray: 10"W x 1½"D x 4½"H Small Tray: 3"W x ½"D x 4½"H Overall Size: 12¼"W x 7¼"D x 8½"H Finish: Black-BL, White-WH	3286BL 3286WH	75.00	75.00	1	2.5	5	0.43	150

Desk Organization

Desktop Risers									
	3603BL 42" Desk Riser 42"W x 12¼"D x 8¾"H Finish: Black-BL	3603BL	336.00	336.00	1	17	18	1.18	70



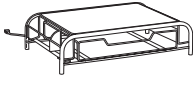

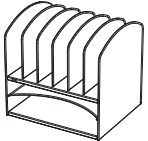
Office Suites
Tables & Desks
Meeting Essentials
Personal Organization
Ergonomics
High Density Storage
Storage & Filing
Facilities
Technology Furniture
Art & Engineering
K-12 Education
SAFE Collection Addendum

Onyx™ Desktop Organizers

Safco® Products marketing materials are designed to be used as sales tools for our Dealer network.

Model #	Description	Model #	List Price Ea.	List Carton Price	Quantity Per Carton	Actual Weight	S-Parcel Billable Weight	Carton Cube	Freight Class
Onyx™ Mesh Literature Organizers									
 9430BL	Onyx™ Mesh Literature Organizer - 12 Compartments 30"W x 12"D x 11½"H Finish: Black-BL	9430BL	250.00	250.00	1	19	32	2.82	70
 9431BL	Onyx™ Mesh Literature Organizer - 6 Compartments 10¾"W x 12¾"D x 15¾"H Finish: Black-BL	9431BL	154.00	154.00	1	10	14	1.37	70
 9432BL	Onyx™ Mesh Literature Organizer - 5 Drawers 10¾"W x 12¾"D x 15¾"H Finish: Black-BL	9432BL	187.00	187.00	1	14	15	1.37	70
Onyx™ Stackable Mesh Storage Bin									
 2164BL	Onyx™ Stackable Mesh Storage Bin 14"W x 15½"D x 11¾"H Finish: Black-BL	2164BL	95.00	95.00	1	6	6	0.44	150
 3604BL	Onyx™ Mesh Off-Surface Shelf 31½"W x 7¾"D x 10"H Finish: Black-BL	3604BL	109.00	109.00	1	5	6	0.52	70
 2159BL	Onyx™ Mesh Monitor Stand 19¾"W x 11¾"D x 6¾"H Finish: Black-BL	2159BL	105.00	105.00	1	5.6	11	0.95	70
 2160BL	Onyx™ Mesh Telephone Stand 11¾"W x 9¾"D x 7"H Finish: Black-BL	2160BL	59.00	59.00	1	1	2.6	2.68	175
 2161BL	Onyx™ Mesh Laptop Stand 12¾"W x 12¾"D x 2"H Finish: Black-BL	2161BL	50.00	50.00	1	2	2.4	1.5	925
Onyx™ Mesh Organizers									
 3250BL*	Onyx™ Mini Steel Mesh Organizer 6"W x 5¼"D x 5¼"H Finish: Black-BL	3250BL	43.00	43.00	1	1.2	2	0.12	125
 3251BL*	Onyx™ Deluxe Steel Mesh Organizer 12½"W x 5¼"D x 5¼"H Finish: Black-BL	3251BL	45.00	45.00	1	1.8	2	0.25	125
 3252BL	Onyx™ Steel Mesh Organizer with 3 Drawers 16"W x 11½"D x 8¾"H Finish: Black-BL	3252BL	100.00	100.00	1	7	12	1.08	150

Onyx™ Power Mesh Desktop Organizers

Model #	Description	Model #	List Price Ea.*	List Carton Price	Quantity Per Carton	Actual Weight	S-Parcel Billable Weight	Carton Cube	Freight Class
Onyx™ Power Mesh Desktop Organizers									
	3230BL Onyx™ Power Mesh Monitor Stand 18"W x 11½"D x 4¾"H Finish: Black-BL	3230BL	132.00	132.00	1	5	8	0.72	70
	3231BL Onyx™ Power Mesh Desk Organizer 3 Horizontal/3 Upright Sections 19½"W x 11½"D x 8¾"H Finish: Black-BL	3231BL	132.00	132.00	1	8	14	1.24	70
	3233BL Onyx™ Power Mesh Desk Organizer 2 Horizontal/6 Upright Sections 13¾"W x 11½"D x 13"H Finish: Black-BL	3233BL	145.00	145.00	1	10	14	1.41	70

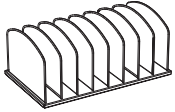
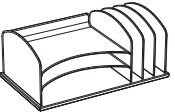

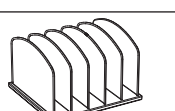
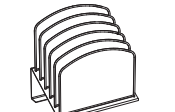
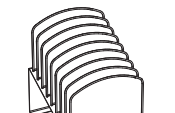
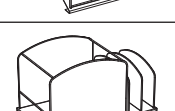
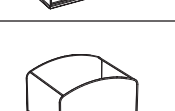

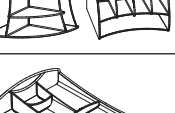
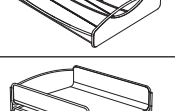
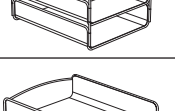
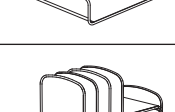
Onyx™ Mesh Hanging Storage Organizers

Onyx™ Mesh Hanging Storage Organizers									
	3240BL Onyx™ Mesh Horizontal Hanging Storage 5 Horizontal Sections 10¾"W x 12¾"D x 14¾"H Finish: Black-BL	3240BL	95.00	95.00	1	6	14	1.28	150
	3241BL Onyx™ Mesh Vertical Hanging Storage 1 Horizontal/3 Vertical Sections 10¾"W x 12"D x 17½"H Finish: Black-BL	3241BL	97.00	97.00	1		17	1.47	150
	3242BL Onyx™ Mesh Solid Top Horizontal Hanging Storage 4 Horizontal Sections 10¾"W x 12¾"D x 12"H Finish: Black-BL	3242BL	86.00	86.00	1	7	12	1.08	150
	3243BL Onyx™ Mesh Solid Top Vertical Hanging Storage 3 Vertical Sections 9¾"W x 12"D x 14¾"H Finish: Black-BL	3243BL	86.00	86.00	1	7	13	1.21	150
	3244BL Onyx™ Mesh Mountable Hanging Storage 1 Horizontal Section/Pull Out Drawer 10¾"W x 12¾"D x 7¾"H Finish: Black-BL	3244BL	84.00	84.00	1	6	7	0.7	150

Office Suites
Tables & Desks
Meeting Essentials
Personal Organization
Ergonomics
High Density Storage
Storage & Filing
Facilities
Technology Furniture
Art & Engineering
K-12 Education
SAFE Collection Addendum

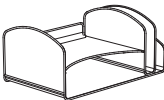
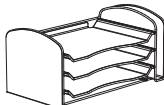

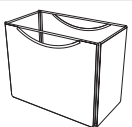
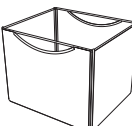
Onyx™ Mesh Desktop Organizers

Safco® Products marketing materials are designed to be used as sales tools for our Dealer network.



Model #	Description	Model #	List Price Ea.*	List Carton Price	Quantity Per Carton	Actual Weight	S-Parcel Billable Weight	Carton Cube	Freight Class
 3253BL	Onyx™ Mesh Organizers Onyx™ Mesh Desk Organizer - 8 Upright Sections 19½"W x 11¼"D x 8¼"H Finish: Black-BL	3253BL	99.00	99.00	1	8	14	1.3	150
 3254	Onyx™ Mesh Desk Organizer 3 Horizontal/3 Upright Sections 19½"W x 11¼"D x 8¼"H Finish: Black-BL, Blue-BU, White-WH, Wine-WE	3254BL 3254BU 3254WH 3254WE	101.00	101.00	1	7	14	1.18	150
 3255	Onyx™ Mesh Desk Organizer 2 Horizontal/6 Upright Sections 13¼"W x 11¼"D x 13"H Finish: Black-BL, Blue-BU, White-WH, Wine-WE	3255BL 3255BU 3255WH 3255WE	111.00	111.00	1	9	15	1.36	150
 3256BL	Onyx™ Mesh Desk Organizer - 5 Upright Sections 12½"W x 11¼"D x 8¼"H Finish: Black-BL	3256BL	69.00	69.00	1	5	11	0.86	150
 3257BL	Onyx™ Mesh Desk Organizer - 5 Tiered Sections 11¼"W x 7¼"D x 12"H Finish: Black-BL	3257BL	81.00	81.00	1	5	8	0.71	150
 3258	Onyx™ Mesh Desk Organizer - 8 Tiered Sections 11¼"W x 10¼"D x 14"H Finish: Black-BL, White	3258BL 3258WH	99.00	99.00	1	7	7	1.14	150
 3259BL	Onyx™ Mesh Desk Hanging File with 2 Upright Sections 19½"W x 11¼"D x 11½"H Finish: Black-BL	3259BL	107.00	107.00	1	7	17	1.64	150
 3260BL	Onyx™ Mesh Desk Organizers Onyx™ Mesh Desk Hanging File with 2 Horizontal Sorters 13¼"W x 10¼"D x 15½"H Finish: Black-BL	3260BL	100.00	100.00	1	7	17	1.49	150
 3261BL	Onyx™ Mesh Desk Corner Organizer 15"W x 11"D x 13"H Can be used Vertically or Horizontally Finish: Black-BL	3261BL	93.00	93.00	1	4	3	1.07	150
 3262BL	Onyx™ Mesh Drawer Organizer 13"W x 8¼"D x 2¼"H Finish: Black-BL	3262BL	68.00	68.00	1	2	3	0.25	70
 3271	Onyx™ Mesh Triple Tray Organizer 9¼"W x 11¼"D x 8"H Finish: Black-BL, Blue-BU, White-WH, Wine-WE	3271BL 3271BU 3271WH	71.00	71.00	1	3	6	0.5	70
 3272BL*	Onyx™ Mesh Single Tray Organizer 9¼"W x 11¼"D x 2¼"H Finish: Black-BL	3272BL	27.00	27.00	1	1	1	0.21	70
 3263BL	Onyx™ Mesh Multi-Purpose Desk Organizer 3 Upright/2 Drawers 17"W x 6¼"D x 7¼"H Finish: Black-BL	3263BL	77.00	77.00	1	4	8	0.65	70



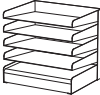
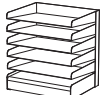
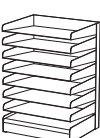
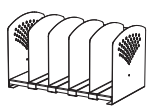
Office Suites
Tables & Desks
Meeting Essentials
Personal Organization
Ergonomics
High Density Storage
Storage & Filing
Facilities
Technology Furniture
Art & Engineering
K-12 Education
SAFE Collection Addendum

Model #	Description	Model #	List Price Ea.	List Carton Price	Quantity Per Carton	Actual Weight	S-Parcel Billable Weight	Carton Cube	Freight Class
 3264BL	Onyx™ Mesh Desk Organizer 2 Horizontal/2 Upright Sections 17"W x 10½"D x 7¾"H Finish: Black-BL	3264BL	79.00	79.00	1	4	11	0.98	70
 3265BL	Onyx™ Mesh Desk Organizer 1 Upright/3 Sliding Horizontal Sections 16¼"W x 9"D x 8"H Finish: Black-BL	3265BL	92.00	92.00	1	5	10	0.83	70
 3266	Onyx™ Mesh Desk Organizer 3 Horizontal/5 Upright Sections 11½"W x 9½"D x 13"H Finish: Black-BL, White-WH	3266BL 3266WH	105.00	105.00	1	8	11	0.99	70
Onyx™ Mesh Desktop Tub and Box File Organizers									
 2162BL	Onyx™ Mesh Desktop Tub File, Letter-Size 12½"W x 13¾"D x 9½"H Finish: Black-BL	2162BL	66.00	66.00	1	2	2.6	0.93	175
 2169BL*	Onyx™ Mesh Desktop Box File 12½"W x 7"D x 10"H Finish: Black-BL * Only available to order by Carton.	2169BL	46.00	276.00	6	16	16	1.16	150
 2170BL*	Onyx™ Mesh Desktop Box File 12½"W x 11"D x 10"H Finish: Black-BL * Only available to order by Carton.	2170BL	57.00	342.00	6	18	19	1.04	150

Steel Combination Desk Organizers

Steel Combination Desk Organizers									
 3167BL	Combination Steel Desk Rack 3 Upright/3 Horizontal Sections 16¼"W x 11¼"D x 8¾"H Finish: Black-BL	3167BL	110.00	110.00	1	10	12	1.18	70
 3155BL	Six Section Steel Desk Rack 12¼"W x 11¼"D x 8"H Finish: Black-BL	3155BL	79.00	79.00	1	7	9	0.87	70



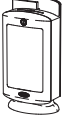

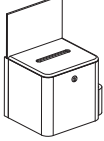


Steel Desktop Organizer

Steel Desk Organizers									
 3127BL	Steel Desk Tray - 5 Tier 12"W x 9½"D x 11¼"H Finish: Black-BL	3127BL	92.00	92.00	1	8	17	1.52	70
 3128BL	Steel Desk Tray - 6 Tier 12"W x 9½"D x 13¼"H Finish: Black-BL	3128BL	100.00	100.00	1	8	18	1.7	70
 3129BL	Steel Desk Tray - 8 Tier 12"W x 9½"D x 17¾"H Finish: Black-BL	3129BL	159.00	159.00	1	11	22	2.13	70
Steel Book Storage									
 3116BL	Adjustable Book Rack - 5 Sections 15½"W x 9"D x 9¾"H Finish: Black-BL	3116BL	133.00	133.00	1	9	11	0.93	110


Office Suites
Tables & Desks
Meeting Essentials
Personal Organization
Ergonomics
High Density Storage
Storage & Filing
Facilities
Technology Furniture
Art & Engineering
K-12 Education
SAFE Collection Addendum

Suggestion Boxes

Safco® Products marketing materials are designed to be used as sales tools for our Dealer network.

Model #	Description	Model #	List Price Ea.	List Carton Price	Quantity Per Carton	Actual Weight	S-Parcel Billable Weight	Carton Cube	Freight Class
Suggestion Boxes									
	4231* Suggestion Box Card Refill Pack for 4230, 4232 & 4233 * Only available to order by Carton.	4231	12.00	720.00	60	10	10	0.25	775
	4232BL Steel Suggestion Box Overall Size: 7¼"W x 6"D x 8½"H Deposit Slot: 4¼ x ½" Comes with 25 Suggestion Cards Finish: Black-BL	4232BL	110.00	110.00	1	4	4	0.3	85
	4233GR Customizable Suggestion Box Overall Size: 7"W x 5"D x 14½"H Comes with 25 Suggestion Cards Finish: Gray-GR	4233GR	121.00	121.00	1	3	5	0.36	100
	4234CL Large Acrylic Collection Box with Lock Overall Size: 9¼"W x 9¼"D x 21"H 5¼" W x ½" Slot in top allows for multiple sized slips Finish: Clear-CL	4234CL	155.00	155.00	1	7	18	1.54	175
Bamboo Suggestion Box									
	4237 Bamboo Suggestion Box Overall Size: 10"W x 8"D x 14"H Comes with 25 Suggestion Cards Finish: Cherry-CY, Natural-NA	4237CY 4237NA	139.00	139.00	1	6	9	0.8	125
	4258BL Interoffice Mailbox, Steel Overall Size: 12"W x 3"D x 12"H Finish: Black-BL	4258BL	110.00	110.00	1	6	7	0.63	70
	4259BL Interoffice Mailbox, Steel Overall Size: 18"W x 7"D x 18"H Finish: Black-BL	4259BL	158.00	158.00	1	14	23	2.24	70

PanelMate® - Panel Organizers

PanelMate® Organizers									
	4158CH* PanelMate® Dry Erase Board 13½"W x 1¾"D x 16¾"H Finish: Charcoal-CH * Only available to order by Carton.	4158CH	88.00	528.00	6	21	31	2.86	70



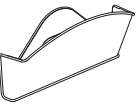
Steel - Wall Pocket Organizers

Steel Wall Pocket Organizers									
	3170BL Steel Wall File, Letter-Size 12"W x 3"D x 9" Finish: Black-BL	3170BL	46.00	46.00	1	3	3	0.27	100
	3171BL Steel Wall File, Legal-Size 15"W x 3"D x 9" Finish: Black-BL	3171BL	56.00	56.00	1	3	4	0.35	100
	3172BL Steel Wall File, Triple Letter-Size 12"W x 3¼"D x 17¼"H Finish: Black-BL	3172BL	108.00	108.00	1	8	8	0.61	100
	3185BL Steel Wall Seven Pocket Letter/Legal-Size Rack 9¾"W x 2"D x 21¾"H Finish: Black-BL	3185BL	106.00	106.00	1	7	7	0.59	110





Office Suites
Tables & Desks
Meeting Essentials
Personal Organization
Ergonomics
High Density Storage
Storage & Filing
Facilities
Technology Furniture
Art & Engineering
K-12 Education
SAFE Collection Addendum

Onyx™ Mesh - Wall Organizers

Model #	Description	Model #	List Price Ea.	List Carton Price	Quantity Per Carton	Actual Weight	S-Parcel Billable Weight	Carton Cube	Freight Class
Onyx™ Mesh Wall Organizers									
	5651BL* Onyx™ Mesh Letter-Size Rack 12"W x 3"D x 9"H Finish: Black-BL	5651BL	41.00	41.00	1	1.4	2	0.03	175
	5652BL* Onyx™ Mesh Triple Letter-Size Rack 12"W x 3¼"D x 17½"H Finish: Black-BL	5652BL	92.00	92.00	1	5	4.4	2.83	250
	5653BL Onyx™ Mesh Legal-Size Rack 15"W x 3"D x 9"H Finish: Black-BL	5653BL	46.00	46.00	1	1.6	2	0.36	175

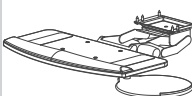
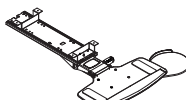
Onyx™ Magnetic Mesh Panel Organizers

Onyx™ Magnetic Mesh Panel Organizers									
	4175BL* Onyx™ Magnetic Mesh Triple Pocket File 13"W x 4¼"D x 13½"H Finish: Black-BL	4175BL	101.00	101.00	1	3.2	4.2	3.79	100
	4176BL* Onyx™ Magnetic Mesh Single Pocket File 13"W x 4"D x 7¼"H Finish: Black-BL	4176BL	44.00	44.00	1	1.4	2	0.28	250



Keyboard Supports




Safco® Products marketing materials are designed to be used as sales tools for our Dealer network.

Model #	Description	Model #	List Price Ea.*	List Carton Price	Quantity Per Carton	Actual Weight	S-Parcel Billable Weight	Carton Cube	Freight Class
 195TKLS	Trackless Keyboard/Mouse Platform 19"W x 9¼"D, (9½" Dia. Mouse Platform) Finish: Black-SB or White-SW	195TKLS	859.00	859.00	1	14	14	0.0	100
 2150BL	Keyboard/Mouse Platform 19"W x 9¼"D, (9½" Dia. Mouse Platform) Finish: Black-BL	2150BL	845.00	845.00	1	14	14	0.0	100

Height-Adjustable Keyboard Mechanism



Data Center Keyboard Mechanisms

Please contact Customer Care for compatibility on rectangular and corner workstations to ensure proper fit.

 49263	Data Center 19" W	49263	1,313.00	1,313.00	1	22	22	1.72	70
 49264	Data Center 26¼" W	49264	1,313.00	1,313.00	1	22	22	1.65	70
 49265	Data Center 30-45" adjustable in .98" increments	49265	1,313.00	1,313.00	1	22	22	1.72	70

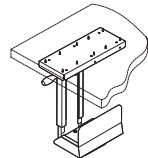
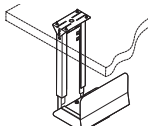
Monitor Stands

Onyx™ Monitor Stands

 2159BL	Onyx™ Mesh Monitor Stand 19¼"W x 11¼"D x 6¼"H Finish: Black-BL	2159BL	105.00	105.00	1	6	11	0.95	70
 2161BL	Onyx™ Mesh Laptop Stand 12¼"W x 12¼"D x 2"H Finish: Black-BL	2161BL	50.00	50.00	1	2	2.4	1.5	925




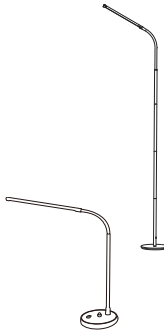



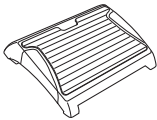


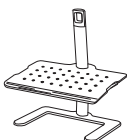
CPU Holders

CPU Holders

 2175	Ergo-Comfort® Swivel CPU Holder 9" - 13"W x 13¼"D x 17½" - 23¼"H Finish: Black	2175	331.00	331.00	1	15	15	0.5	70
 2176	Ergo-Comfort® Fixed CPU Holder 7" - 11"W x 9½"D x 14" - 22½"H Finish: Black	2176	232.00	232.00	1	10	10	0.44	70

Desktop Sit/Stand Workstations



 2180	Height-Adjustable Laptop Stand 27"W x 18"D x 21½"H Finish: Black-BL	2180BL	267.00	267.00	1	21	21	1.37	70
---	--	--------	--------	--------	---	----	----	------	----

Model #	Description	Model #	List Price Ea.*	List Carton Price	Quantity Per Carton	Actual Weight	S-Parcel Billable Weight	Carton Cube	Freight Class
	LED Lighting								
1001	Vamp™ LED Light 5"W x 16"D x 16¼"H Finish: Black-BL, Silver-SL, White-WH	1001BL 1001SL 1001WH	190.00	190.00	1	3	4	0.23	85
	1009 Vamp™ LED Desk Lamp with Wireless Charging 5"W x 16"D x 16¼"H Finish: Black-BL, Silver-SL, White-WH	1009BL 1009SL 1009WH	187.00	187.00	1	2.6	3	0.15	85
	LED Task Lighting – Under Cabinet (Basic)								
EZDP	Under Cabinet LED Light 16"W Finish: Silver	EZDP	337.00	337.00	1	1	4	.26	250
	Resi™ LED Lighting								
1017	Resi™ Gooseneck LED Floor Lamp with 9 Hour Shut Off Delay 8"W x 8"D x 60"H Finish: Black-BL, White-WH	1017BL 1017WH	246.00	246.00	1	4	10	-	60
1018	Resi™ Gooseneck LED Desk Lamp with 30-Minute Occupancy Sensor 5"W x 5"D x 18½"H Finish: Black-BL, White-WH	1018BL 1018WH	185.00	185.00	1	2	5	-	60
Footrests									
	1019WH Resi™ Magnetic Under Cabinet LED Light with 30-Minute Occupancy Sensor 17½"W x 1¼"D x 1"H Finish: White-WH	1019WH	95.00	95.00	1	0.5	2	-	60
	2105 Ergo-Comfort® Footrest - 5" High 18½"W x 11½"D x 5"H Finish: Black	2105	93.00	93.00	1	4	5.8	5.63	85
	2106 Ergo-Comfort® Footrest - 8" High 18½"W x 11½"D x 8"H Finish: Black	2106	109.00	109.00	1	5	6.2	6.98	85
	2120BL Restease™ Adjustable Footrest 15½"W x 14¼"D x 3¾" to 5"H Finish: Black-BL	2120BL	83.00	83.00	1	3	6	2.74	150
	92311 Remedease® Foot Cushion 17½"W x 11½"D x 6¼"H Finish: Black * Only available to order by Carton.	92311	75.00	375.00	5	8	47	4.27	300
	5124 Task Master® Adjustable Footrest Overall: 20"W x 12"D x 5½" - 15"H Finish: Black	5124	323.00	323.00	1	14	14	0.86	85
	2129BL Shift™ Height-Adjustable Footrest Platform: 20"W x 12"D Overall: 20½"W x 14¼"D x 21½"H Finish: Black	2129BL	246.00	246.00	1	18	19	1.23	100

Office Suites
Tables & Desks
Meeting Essentials
Personal Organization
Ergonomics
High Density Storage
Storage & Filing
Facilities
Technology Furniture
Art & Engineering
K-12 Education
SAFE Collection Addendum

Anti-Fatigue Mats

Safco® Products marketing materials are designed to be used as sales tools for our Dealer network.

Model #	Description	Model #	List Price Ea.	List Carton Price	Quantity Per Carton	Actual Weight	S-Parcel Billable Weight	Carton Cube	Freight Class
 2110BL	Safco® Movable Anti-Fatigue Mat Safco® Movable Anti-Fatigue Mat Overall: 30"W x 20"D x 1"H Finish: Black	2110BL	125.00	125.00	1	5	8	0.56	125
 2111BL	Safco® Large Movable Anti-Fatigue Mat Safco® Large Movable Anti-Fatigue Mat Overall: 36"W x 24"D x 1"H Finish: Black	2111BL	230.00	230.00	1	8	12	0.8	100

Backrests

 71491	Remedease® High Profile Backrest 12¾"W x 4"D x 13"H Finish: Black * Only available to order by Carton.	71491	76.00	380.00	5	6	24	2.27	250
 71301	Remedease® Full Height Backrest 14"W x 3"D x 19½"H Finish: Black * Only available to order by Carton.	71301	94.00	470.00	5	5	28	2.48	250
 7152BL	SoftSpot® Seat Cushion 15½"W x 10"D x 3"H Finish: Black-BL	7152BL	127.00	127.00	1	1.5	1.6	2.1	150
 7153BL	Mesh Backrest 17½"W x 3"D x 15"H Finish: Black-BL	7153BL	57.00	57.00	1	1	1.4	6.45	300
 7154BL	Memory Foam Lumbar Support Backrest 14½"W x 3¾"D x 6¾"H Finish: Black-BL	7154BL	72.00	72.00	1	2	5	2.39	150

SoftSpot® Wrist Rest

 90208	SoftSpot® Wrist Rest SoftSpot® Proline Keyboard Pad 18"W x 3½"D x 1¼"H Finish: Black-BL	90208	58.00	58.00	1	1	1	0.84	85
--	--	-------	-------	-------	---	---	---	------	----

Office Suites
Tables & Desks
Meeting Essentials
Personal Organization
Ergonomics
High Density Storage
Storage & Filing
Facilities
Technology Furniture
Art & Engineering
K-12 Education
SAFE Collection Addendum

SPACE PLANNING SERVICES

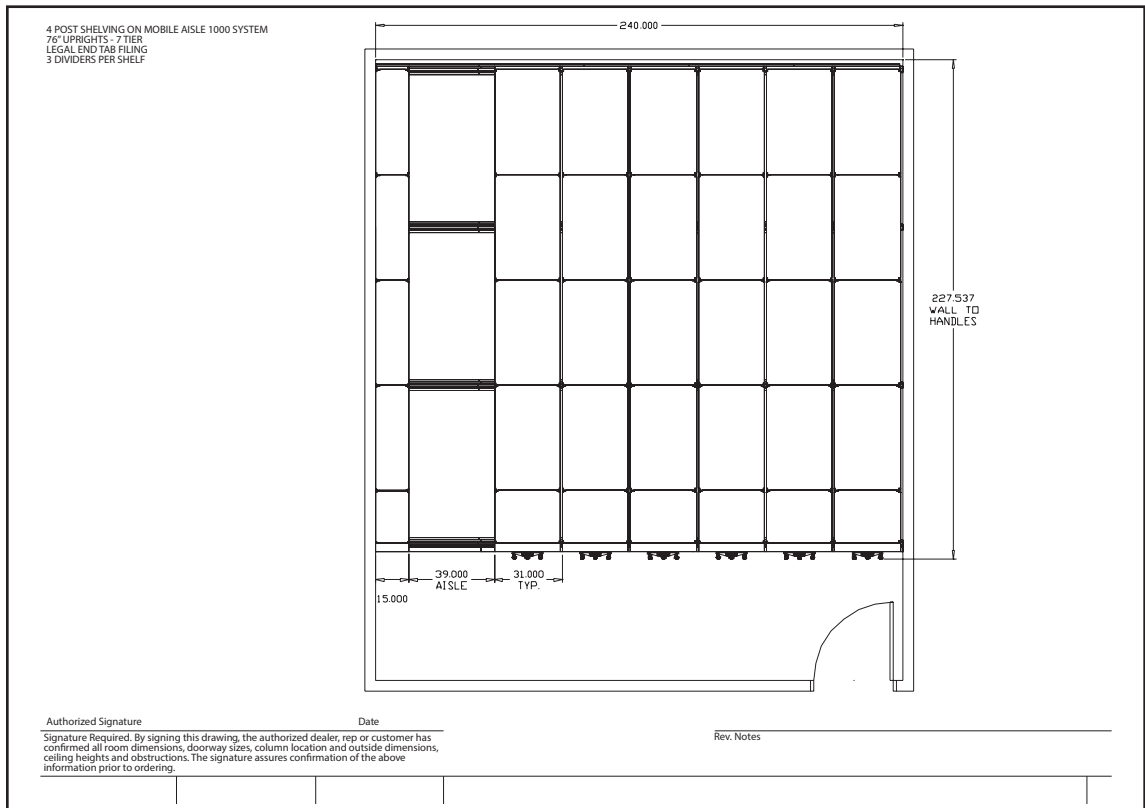
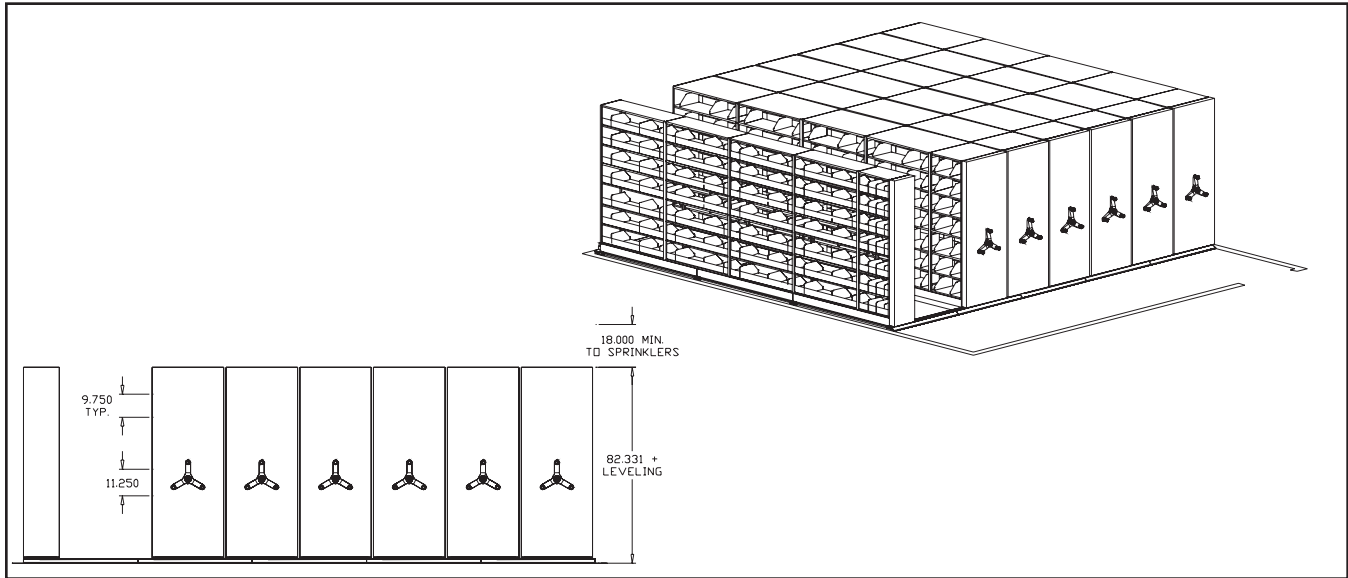
Space Planning Services

Our team of space planning experts provide workspace and storage solution designs that include our entire product offering. Plus, our design renderings showcase how Safco products will fit into your space and bring in color and textures so you can see what your space will look like – making guesswork a thing of the past.

If you have any space planning questions, contact your local Safco Sales Rep Group.

Certified Installers

Our certified installers undergo in-depth training on all of our Filing & Storage System products. To find an installer near you visit www.safcoproducts.com, Customer Care and click on "Find a Certified Installer".



Mobile Aisle 1000™ 

4-Post Shelving

- Hardware included for Mobile Aisle installation
- End panels provide a finished appearance
- All shelving is offered in 24", 30", 36", 42" and 48" widths
- All shelving is offered in 9", 12", 15", 18", 24", 30 and 36" depths
- Dividers interlock with common stop for stability
- 4-Post design shelving will support 240 lbs. per shelf
- Heavy-Duty will support 800 lbs. per shelf
- Accessories: Roll-out drawers, Posting/Reference Shelf, Slatwall
- Wall anchoring brackets and hardware available

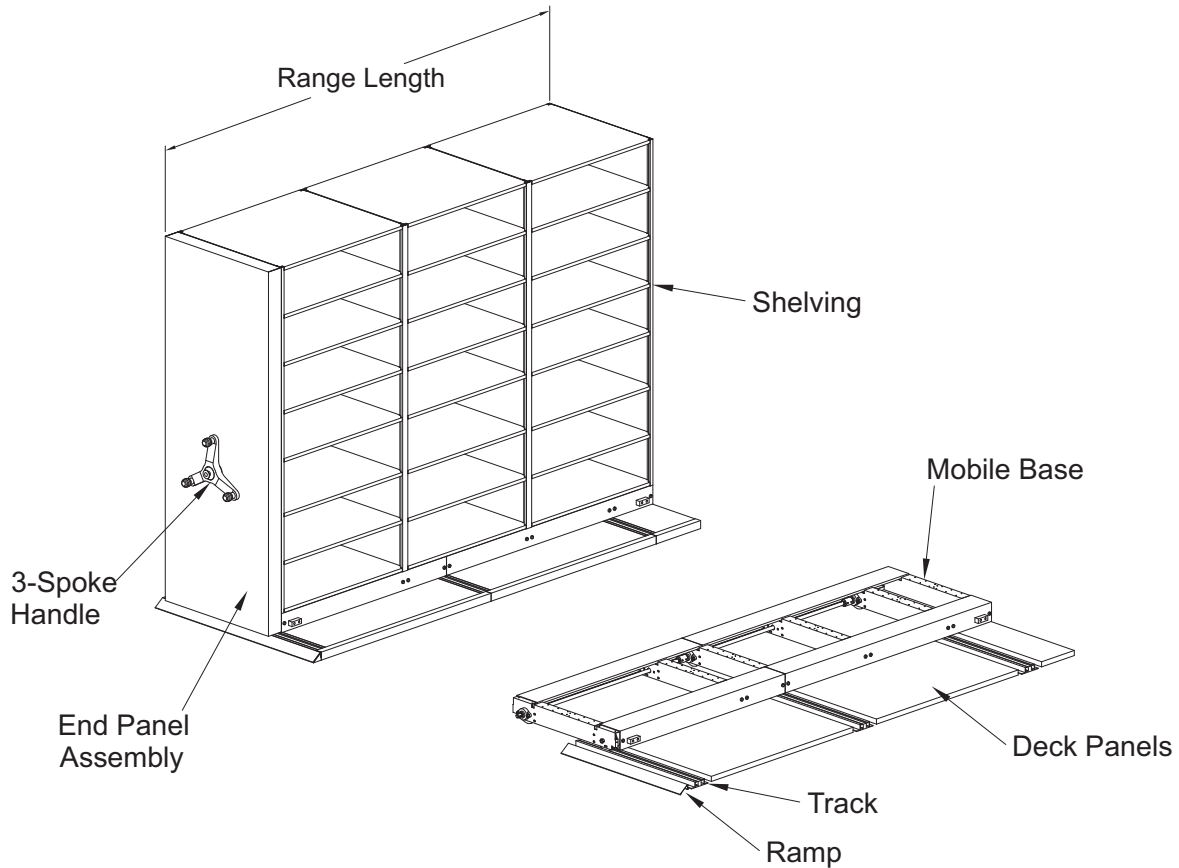
Track, Decking & Ramps

- Non-grouted track, totally re-levelable at any time
- Levelers in pairs positioned every 6"
- Two point contact to floor for weight load distribution
- Track interlocks and overlaps at all track joints
- Attachment to floor with expansion bolt
- Deck is supplied by Safco®
- Available with fire-retardant carpet (Charcoal or Brown Rouse) or unfinished
- Deck panels – complete with levelers
- Low profile standard system entry or ADA/incline ramp options

End Panel Drive Assemblies

- 1 pound of pressure required to move 10,000 lbs.
- All steel, no particleboard
- Painted steel end panels available in standard Safco® Corporate colors, see page 10 or go to Safco website to view color swatches
- Three spoke handle which includes a range safety lock with red locking indicator

If you have any space planning questions, contact your local Safco Sales Rep Group.



Office Suites
Tables & Desks
Meeting Essentials
Personal Organization
Ergonomics
High Density Storage
Storage & Filing
Facilities
Technology Furniture
Art & Engineering
K-12 Education
SAFE Collection Addendum

Think of Mobile Lite as the streamlined version of Mobile 1000 – same concept with a few modifications that make it even more affordable and it installs in half the time of larger, heavy-duty systems.

The easy-to-order Mobile Lite typical model numbers include the following: one single faced fixed unit, one single faced movable unit and a range of 2 to 4 double faced movable units. Model numbers also include 7-tier 4-post shelving, back panels for single faced units, dividers, half high end panel assembly, key lock included with single faced movable unit, plunger lock included with all double faced movable units, mobile bases, track and additional track for typical aisle walkway. No decking or ramping required. For special customer requirements and design service, or you have any space planning questions, contact your local Safco Sales Rep Group.

Mobile Lite Typicals

- Comes with dividers, 3 per shelf
- Letter-size media - 12" Depth

Letter Depth Shelving Model Numbers	System Width	Overall Range Length	Overall Height	Wt.	Aisle	LFI	System Size	List Price
EML3672L	118"	44"	80 1/4"	1,159	36"	1,454"	10' x 4'	19,377.00
EML3673L	144"	44"	80 1/4"	1,500	36"	1,939"	12' x 4'	22,865.00
EML3674L	170"	44"	80 1/4"	1,844	36"	2,424"	15' x 4'	28,043.00
EML4872L	118"	56"	80 1/4"	1,334	36"	1,958"	10' x 5'	19,951.00
EML4873L	144"	56"	80 1/4"	1,562	36"	2,611"	12' x 5'	26,603.00
EML4874L	170"	56"	80 1/4"	2,099	36"	3,263"	15' x 5'	31,581.00
EML7272L	118"	80"	80 1/4"	1,858	36"	2,912"	10' x 7'	29,624.00
EML7273L	144"	80"	80 1/4"	2,384	36"	3,884"	12' x 7'	37,938.00
EML7274L	170"	80"	80 1/4"	2,909	36"	4,854"	15' x 7'	43,767.00
EML9672L	118"	104"	80 1/4"	2,202	36"	3,916"	10' x 9'	33,139.00
EML9673L	144"	104"	80 1/4"	2,810	36"	5,222"	12' x 9'	39,878.00
EML9674L	170"	104"	80 1/4"	3,417	36"	6,527"	15' x 9'	53,291.00

System Width: Total length from left to right of system

Overall Range Length: From wall to the tip of the handle (dimension includes 1 1/2" clearance from wall)

Overall Height: Distance from the floor to the top of shelving

Aisle: Walkway between ranges

LFI: The amount of Linear Filing Inches offered in each typical

System Size: Footprint of the system

Letter

EML3672L

EML: Mobile Lite

36: Overall shelving length in inches

7: Number of shelves per unit

2: Number of double face movable units

L: Letter media

Letter

EML4874L

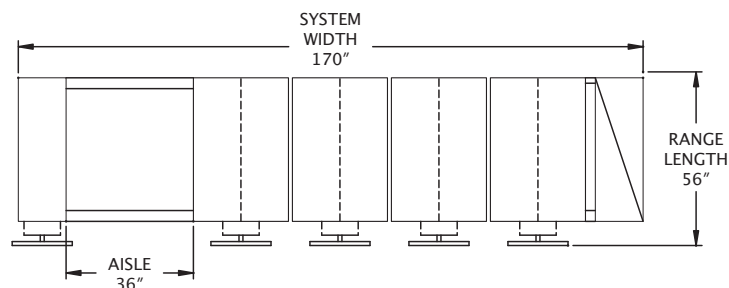
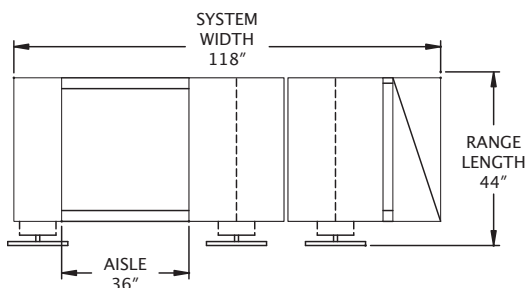
EML: Mobile Lite

48: Overall shelving length in inches

7: Number of shelves per unit

4: Number of double face movable units

L: Letter media



Top View of System Ranges

Mobile Lite Typical

- Comes with dividers, 3 per shelf
- Legal-size media - 15" Depth

Legal Depth Shelving Model Numbers	System Width	Overall Range Length	Overall Height	Wt.	Aisle	LFI	System Size	List Price
EML3672G	135"	44"	80 ¹ / ₄ "	1,337	36"	1,454"	12' x 4'	19,279.00
EML3673G	167"	44"	80 ¹ / ₄ "	1,745	36"	1,939"	14' x 4'	25,050.00
EML3674G	199"	44"	80 ¹ / ₄ "	2,153	36"	2,424"	17' x 4'	32,082.00
EML4872G	135"	56"	80 ¹ / ₄ "	1,505	36"	1,958"	12' x 5'	20,755.00
EML4873G	167"	56"	80 ¹ / ₄ "	1,955	36"	2,611"	14' x 5'	26,905.00
EML4874G	199"	56"	80 ¹ / ₄ "	2,405	36"	3,263"	17' x 5'	32,257.00
EML7272G	135"	80"	80 ¹ / ₄ "	2,153	36"	2,912"	12' x 7'	31,391.00
EML7273G	167"	80"	80 ¹ / ₄ "	2,770	36"	3,884"	14' x 7'	39,816.00
EML7274G	199"	80"	80 ¹ / ₄ "	3,431	36"	4,854"	17' x 7'	46,535.00

Heavy-Duty - 18" Depth

Depth Shelving Model Numbers	System Width	Overall Range Length	Overall Height	Wt.	Aisle	LFI	System Size	List Price
EML3652X	160"	44"	89"	1,297	42"	1,039"	14' x 4'	24,420.00
EML3653X	198"	44"	89"	1,695	42"	1,385"	17' x 4'	31,576.00
EML3654X	236"	44"	89"	2,097	42"	1,731"	20' x 4'	38,681.00
EML4852X	160"	56"	89"	1,465	42"	1,399"	14' x 5'	24,784.00
EML4853X	198"	56"	89"	1,905	42"	1,865"	17' x 5'	31,370.00
EML4854X	236"	56"	89"	2,365	42"	2,331"	20' x 5'	39,227.00

System Width: Total length from left to right of system

Overall Range Length: From wall to the tip of the handle (dimension includes 1¹/₂" clearance from wall)

Overall Height: Distance from the floor to the top of shelving

Aisle: Walkway between ranges

LFI: The amount of Linear Filing Inches offered in each typical

System Size: Footprint of the system

Legal

EML7273G

EML: Mobile Lite

72: Overall shelving length in inches

7: Number of shelves per unit

3: Number of double face movable units

G: Legal media

Heavy-Duty

EML3652X

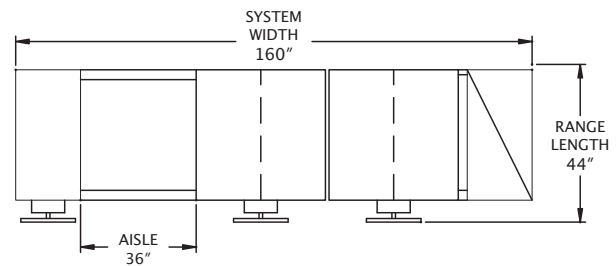
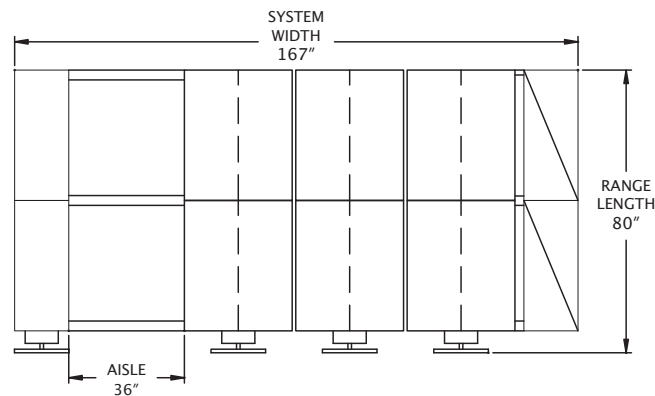
EML: Mobile Lite

36: Overall shelving length in inches

5: Number of shelves per unit

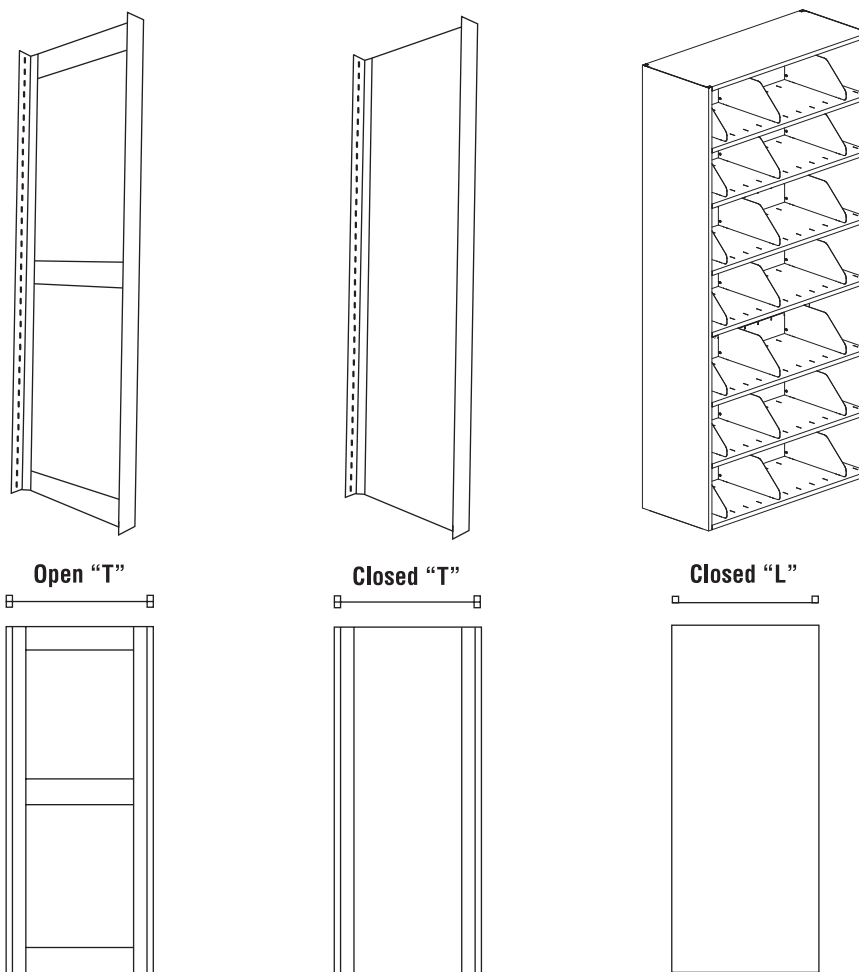
2: Number of double face movable units

X: Heavy-duty media



Top View of System Ranges

- 4-Post Shelving starter unit includes two uprights, the required number of shelves (24", 30", 36", 42" or 48" wide), center stops or back stops, shelf supports, shelf reinforcements as required, and one canopy top. Shelves are 18- or 22-gauge steel
- Adder units include the previously mentioned parts with one upright, closed or open
- 240 lb. capacity per shelf. All shelving adjusts on 1½" increments along 4-Post uprights
- Choose from either closed "L" uprights, closed "T" uprights, or open "T" uprights
- "T" uprights are normally for internal range support, while closed "L" uprights provide a more finished external appearance
- Dividers are not included, but are required when using standard common stops (order separately), dividers adjust on 3" increments
- Back panels are optional
- Units sold open-back as standard
- Clearance end tab filing 9¾"
- Standard Safco® Corporate colors, see page 10



PRODUCT NUMBERING SCHEME FOR 4-POST SHELVING

Product Number Example: **EFL3624868S**

- E:** Even Dimension 4-Post
- F:** 4-Post Shelving
- L, T or O:** Shelving Type ("L" for Closed L-Upright, "T" for Closed T-Upright, and "O" for Open T-Upright.)
- 36:** Shelving Width in Inches (24, 30, 36, 42 or 48)
- 24:** Shelving Depth in Inches (9, 12, 15, 18, 24, or 30)
- 86:** Upright Height in Inches (43, 65, 76, 86, or 97)
- 8:** Number of Usable Shelves
- S:** Starter
- A:** Adder

4-Post Shelving

Safco® Products marketing materials are designed to be used as sales tools for our Dealer network.

43" Height, Three-Tier Complete Assemblies (Binder Storage) GSA

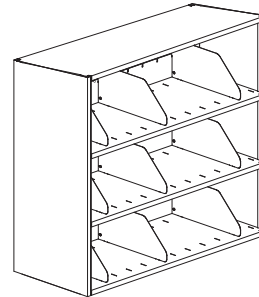
- 12" and 15" are single entry only
- 18", 24" and 30" deep are double entry
- Option of ordering with and without Dividers, add "DV" suffix if ordering with dividers (3 dividers per shelf)
- Dividers required for use with common stops
- Standard Safco® Corporate colors, see page 10

Starter Units with Two Closed "L" Uprights GSA

Model No.	W	D	H	Wt.	Without Dividers		With Dividers Add "DV" Suffix	
					List Price	Wt.	List Price	Wt.
EFL2412433S	24"	12"	43"	48	657.00	57	791.00	
EFL2415433S	24"	15"	43"	55	691.00	64	846.00	
EFL2418433S	24"	18"	43"	66	861.00	75	1,257.00	
EFL2424433S	24"	24"	43"	80	905.00	89	1,169.00	
EFL2430433S	24"	30"	43"	99	1,010.00	108	1,311.00	
EFL3012433S	30"	12"	43"	53	657.00	62	791.00	
EFL3015433S	30"	15"	43"	62	691.00	71	846.00	
EFL3018433S	30"	18"	43"	73	869.00	82	1,268.00	
EFL3024433S	30"	24"	43"	89	908.00	98	1,175.00	
EFL3030433S	30"	30"	43"	109	1,012.00	118	1,315.00	
EFL3612433S	36"	12"	43"	59	662.00	68	796.00	
EFL3615433S	36"	15"	43"	68	685.00	77	835.00	
EFL3618433S	36"	18"	43"	81	881.00	90	1,279.00	
EFL3624433S	36"	24"	43"	99	929.00	108	1,192.00	
EFL3630433S	36"	30"	43"	120	1,012.00	129	1,315.00	
EFL4212433S	42"	12"	43"	72	696.00	81	830.00	
EFL4215433S	42"	15"	43"	83	765.00	92	916.00	
EFL4218433S	42"	18"	43"	94	908.00	103	1,307.00	
EFL4224433S	42"	24"	43"	113	985.00	122	1,249.00	
EFL4230433S	42"	30"	43"	136	1,101.00	145	1,375.00	
EFL4812433S	48"	12"	43"	81	772.00	90	905.00	
EFL4815433S	48"	15"	43"	91	849.00	100	1,003.00	
EFL4818433S	48"	18"	43"	104	992.00	113	1,387.00	
EFL4824433S	48"	24"	43"	123	1,062.00	132	1,350.00	
EFL4830433S	48"	30"	43"	148	1,166.00	157	1,462.00	

NOTE: Recommend using laminate tops for more finished appearance. Special pricing provided by Space Planning contact your local Safco Sales Rep group.

NOTE: 9"D shelving for stand-alone requirements only available by contacting your local Safco Sales Rep Group.



Adder Units with Open "T" Upright GSA

Model No.	W	D	H	Wt.	Without Dividers		With Dividers Add "DV" Suffix	
					List Price	Wt.	List Price	Wt.
EFO2412433A	24"	12"	43"	35	508.00	44	640.00	
EFO2415433A	24"	15"	43"	37	531.00	46	686.00	
EFO2418433A	24"	18"	43"	42	715.00	51	1,113.00	
EFO2424433A	24"	24"	43"	49	744.00	58	1,009.00	
EFO2430433A	24"	30"	43"	59	802.00	68	1,101.00	
EFO3012433A	30"	12"	43"	40	508.00	49	640.00	
EFO3015433A	30"	15"	43"	44	531.00	53	686.00	
EFO3018433A	30"	18"	43"	49	723.00	58	1,122.00	
EFO3024433A	30"	24"	43"	57	746.00	66	1,011.00	
EFO3030433A	30"	30"	43"	68	805.00	77	1,105.00	
EFO3612433A	36"	12"	43"	46	511.00	55	645.00	
EFO3615433A	36"	15"	43"	50	538.00	59	691.00	
EFO3618433A	36"	18"	43"	57	709.00	66	1,122.00	
EFO3624433A	36"	24"	43"	66	746.00	75	1,011.00	
EFO3630433A	36"	30"	43"	79	805.00	88	1,105.00	
EFO4212433A	42"	12"	43"	59	548.00	68	679.00	
EFO4215433A	42"	15"	43"	64	607.00	73	756.00	
EFO4218433A	42"	18"	43"	71	765.00	80	1,162.00	
EFO4224433A	42"	24"	43"	81	822.00	90	1,086.00	
EFO4230433A	42"	30"	43"	95	892.00	104	1,172.00	
EFO4812433A	48"	12"	43"	68	638.00	77	771.00	
EFO4815433A	48"	15"	43"	73	689.00	82	843.00	
EFO4818433A	48"	18"	43"	80	845.00	89	1,243.00	
EFO4824433A	48"	24"	43"	91	923.00	100	1,188.00	
EFO4830433A	48"	30"	43"	108	982.00	117	1,281.00	

With Closed "T" Upright GSA

Model No.	Wt.	Without Dividers		With Dividers Add "DV" Suffix	
		List Price	Wt.	List Price	Wt.
EFT2412433A	37	608.00	46	740.00	
EFT2415433A	42	640.00	51	794.00	
EFT2418433A	50	825.00	59	1,223.00	
EFT2424433A	60	868.00	69	1,132.00	
EFT2430433A	74	963.00	83	1,264.00	
EFT3012433A	42	608.00	51	740.00	
EFT3015433A	49	640.00	58	794.00	
EFT3018433A	57	835.00	66	1,230.00	
EFT3024433A	69	870.00	78	1,137.00	
EFT3030433A	84	966.00	93	1,269.00	
EFT3612433A	48	612.00	57	745.00	
EFT3615433A	55	633.00	64	802.00	
EFT3618433A	64	835.00	73	1,230.00	
EFT3624433A	77	870.00	86	1,137.00	
EFT3630433A	95	966.00	104	1,269.00	
EFT4212433A	62	645.00	71	780.00	
EFT4215433A	69	713.00	78	868.00	
EFT4218433A	78	875.00	87	1,274.00	
EFT4224433A	92	944.00	101	1,208.00	
EFT4230433A	111	1,058.00	120	1,357.00	
EFT4812433A	70	735.00	79	869.00	
EFT4815433A	78	798.00	87	951.00	
EFT4818433A	88	953.00	97	1,354.00	
EFT4824433A	103	1,023.00	112	1,310.00	
EFT4830433A	123	1,145.00	132	1,445.00	

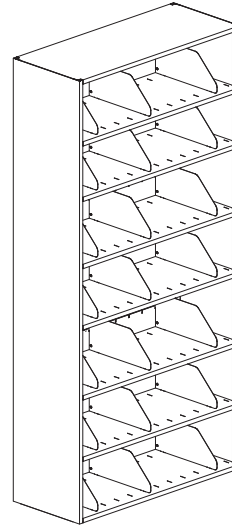
Office Suites
Tables & Desks
Meeting Essentials
Personal Organization
Ergonomics
High Density Storage
Storage & Filing
Facilities
Technology Furniture
Art & Engineering
K-12 Education
SAFE Collection Addendum

4-Post Shelving

Safco® Products marketing materials are designed to be used as sales tools for our Dealer network.

76" Height, Seven-Tier Complete Assemblies GSA

- 9", 12" and 15" are single entry only
• 18", 24" and 30" deep are double entry
• Option of ordering with and without Dividers, add "DV" suffix if ordering with dividers (3 dividers per shelf)
• Dividers required for use with common stops
• Standard Safco® Corporate colors, see page 10



Starter Units with Two Closed "L" Uprights GSA

Table with columns: Model No., W, D, H, Wt., Without Dividers List Price, With Dividers Add "DV" Suffix Wt., With Dividers Add "DV" Suffix List Price. Lists various model numbers and their specifications and prices.

NOTE: 9" D shelving for stand-alone requirements only available by contacting your local Safco Sales Rep Group.

Adder Units with Open "T" Upright GSA

Table with columns: Model No., W, D, H, Wt., Without Dividers List Price, With Dividers Add "DV" Suffix Wt., With Dividers Add "DV" Suffix List Price. Lists various model numbers and their specifications and prices, including sub-sections for 'With Closed "T" Upright'.

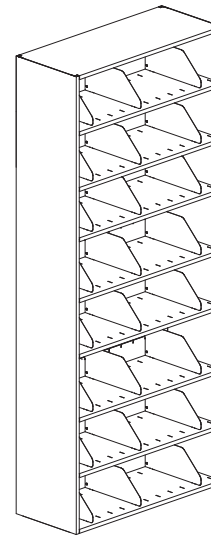
Vertical sidebar labels: Office Suites, Tables & Desks, Meeting Essentials, Personal Organization, Ergonomics, High Density Storage, Storage & Filing, Facilities Furniture, Technology, Art & Engineering, K-12 Education, SAFE Collection Addendum.

86" Height, Eight-Tier Complete Assemblies **GSA**

- 9", 12" and 15" are single entry only
- 18", 24" and 30" deep are double entry
- Option of ordering with and without Dividers, add "DV" suffix if ordering with dividers (3 dividers per shelf)
- Dividers required for use with common stops
- Standard Safco® Corporate colors, see page 10

Starter Units with Two Closed "L" Uprights **GSA**

Model No.	W	D	H	Wt.	Without Dividers		With Dividers Add "DV" Suffix	
					List Price	Wt.	List Price	Wt.
EFL2409868S	24"	9"	86"	87	1,296.00	111	1,695.00	
EFL2412868S	24"	12"	86"	103	1,209.00	127	1,445.00	
EFL2415868S	24"	15"	86"	118	1,275.00	142	1,599.00	
EFL2418868S	24"	18"	86"	121	1,769.00	145	2,565.00	
EFL2424868S	24"	24"	86"	172	1,848.00	196	2,379.00	
EFL2430868S	24"	30"	86"	216	2,070.00	240	2,672.00	
EFL3009868S	30"	9"	86"	98	1,310.00	122	1,677.00	
EFL3012868S	30"	12"	86"	114	1,209.00	138	1,474.00	
EFL3015868S	30"	15"	86"	133	1,301.00	157	1,599.00	
EFL3018868S	30"	18"	86"	136	1,777.00	160	2,574.00	
EFL3024868S	30"	24"	86"	192	1,815.00	216	2,382.00	
EFL3030868S	30"	30"	86"	238	2,075.00	262	2,676.00	
EFL3609868S	36"	9"	86"	113	1,310.00	137	1,677.00	
EFL3612868S	36"	12"	86"	129	1,231.00	153	1,500.00	
EFL3615868S	36"	15"	86"	148	1,280.00	172	1,606.00	
EFL3618868S	36"	18"	86"	154	1,742.00	178	2,574.00	
EFL3624868S	36"	24"	86"	211	1,815.00	235	2,382.00	
EFL3630868S	36"	30"	86"	262	2,075.00	286	2,622.00	
EFL4209868S	42"	9"	86"	144	1,367.00	168	1,763.00	
EFL4212868S	42"	12"	86"	163	1,323.00	187	1,586.00	
EFL4215868S	42"	15"	86"	184	1,444.00	208	1,775.00	
EFL4218868S	42"	18"	86"	189	1,881.00	213	2,679.00	
EFL4224868S	42"	24"	86"	249	2,036.00	273	2,567.00	
EFL4230868S	42"	30"	86"	302	2,294.00	326	2,895.00	
EFL4809868S	48"	9"	86"	162	1,534.00	186	1,935.00	
EFL4812868S	48"	12"	86"	183	1,500.00	207	1,794.00	
EFL4815868S	48"	15"	86"	204	1,651.00	228	1,953.00	
EFL4818868S	48"	18"	86"	212	2,050.00	236	2,846.00	
EFL4824868S	48"	24"	86"	282	2,413.00	306	2,945.00	
EFL4830868S	48"	30"	86"	332	2,479.00	356	3,022.00	



NOTE: 9"D shelving for stand-alone requirements only available by contacting your local Safco Sales Rep Group.

Adder Units with Open "T" Upright **GSA**

Model No.	W	D	H	Wt.	Without Dividers		With Dividers Add "DV" Suffix		Model No.	Wt.	Without Dividers		With Dividers Add "DV" Suffix	
					List Price	Wt.	List Price	Wt.			List Price	Wt.		
EFO2409868A	24"	9"	86"	71	1,111.00	95	1,511.00	EFT2409868A	71	1,215.00	95	1,613.00		
EFO2412868A	24"	12"	86"	77	1,042.00	101	1,307.00	EFT2412868A	82	1,169.00	106	1,436.00		
EFO2415868A	24"	15"	86"	83	1,100.00	107	1,402.00	EFT2415868A	92	1,228.00	116	1,532.00		
EFO2418868A	24"	18"	86"	95	1,485.00	119	2,282.00	EFT2418868A	110	1,659.00	134	2,459.00		
EFO2424868A	24"	24"	86"	111	1,550.00	135	2,083.00	EFT2424868A	132	1,739.00	156	2,267.00		
EFO2430868A	24"	30"	86"	136	1,687.00	160	2,291.00	EFT2430868A	166	1,934.00	190	2,532.00		
EFO3009868A	30"	9"	86"	81	1,123.00	105	1,490.00	EFT3009868A	82	1,225.00	106	1,625.00		
EFO3012868A	30"	12"	86"	88	1,042.00	112	1,308.00	EFT3012868A	93	1,146.00	117	1,436.00		
EFO3015868A	30"	15"	86"	98	1,100.00	122	1,402.00	EFT3015868A	127	1,503.00	151	1,834.00		
EFO3018868A	30"	18"	86"	111	1,492.00	135	2,291.00	EFT3018868A	152	1,666.00	176	2,463.00		
EFO3024868A	30"	24"	86"	108	1,553.00	132	2,085.00	EFT3024868A	152	1,742.00	176	2,270.00		
EFO3030868A	30"	30"	86"	158	1,690.00	182	2,294.00	EFT3030868A	188	1,937.00	212	2,537.00		
EFO3609868A	36"	9"	86"	96	1,123.00	120	1,520.00	EFT3609868A	97	1,225.00	121	1,625.00		
EFO3612868A	36"	12"	86"	103	1,048.00	127	1,313.00	EFT3612868A	108	1,152.00	132	1,412.00		
EFO3615868A	36"	15"	86"	113	1,106.00	137	1,378.00	EFT3615868A	122	1,215.00	146	1,539.00		
EFO3618868A	36"	18"	86"	128	1,492.00	152	2,291.00	EFT3618868A	143	1,666.00	167	2,463.00		
EFO3624868A	36"	24"	86"	150	1,553.00	174	2,044.00	EFT3624868A	171	1,742.00	195	2,270.00		
EFO3630868A	36"	30"	86"	182	1,690.00	206	2,248.00	EFT3630868A	212	1,937.00	236	2,537.00		
EFO4209868A	42"	9"	86"	128	1,179.00	152	1,578.00	EFT4209868A	128	1,285.00	152	1,683.00		
EFO4212868A	42"	12"	86"	137	1,118.00	161	1,403.00	EFT4212868A	128	1,285.00	152	1,550.00		
EFO4215868A	42"	15"	86"	149	1,274.00	173	1,576.00	EFT4215868A	158	1,376.00	182	1,709.00		
EFO4218868A	42"	18"	86"	164	1,597.00	188	2,395.00	EFT4218868A	178	1,772.00	202	2,568.00		
EFO4224868A	42"	24"	86"	188	1,739.00	212	2,267.00	EFT4224868A	209	1,927.00	233	2,459.00		
EFO4230868A	42"	30"	86"	222	1,909.00	246	2,512.00	EFT4230868A	252	2,155.00	276	2,757.00		
EFO4809868A	48"	9"	86"	146	1,346.00	170	1,745.00	EFT4809868A	146	1,452.00	170	1,849.00		
EFO4812868A	48"	12"	86"	157	1,317.00	181	1,609.00	EFT4812868A	162	1,471.00	186	1,701.00		
EFO4815868A	48"	15"	86"	169	1,459.00	193	1,761.00	EFT4815868A	178	1,592.00	202	1,855.00		
EFO4818868A	48"	18"	86"	186	1,766.00	210	2,561.00	EFT4818868A	201	1,941.00	225	2,738.00		
EFO4824868A	48"	24"	86"	221	2,115.00	245	2,594.00	EFT4824868A	242	2,305.00	266	2,836.00		
EFO4830868A	48"	30"	86"	252	2,098.00	276	2,646.00	EFT4830868A	282	2,344.00	306	2,888.00		

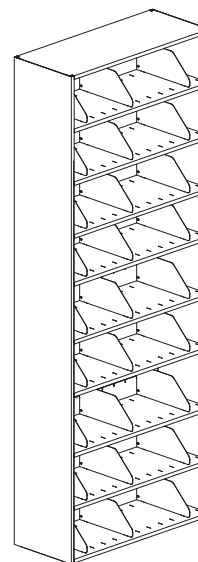
Office Suites
Tables & Desks
Essentials
Personation
Organization
Ergonomics
High Density Storage
Storage & Filing
Facilities
Technology
Furniture
Art & Engineering
K-12 Education
SAFE Collection Addendum

4-Post Shelving

Safco® Products marketing materials are designed to be used as sales tools for our Dealer network.

97" Height, Nine-Tier Complete Assemblies GSA

- 9", 12" and 15" are single entry only
- 18", 24" and 30" deep are double entry
- Option of ordering with and without Dividers, add "DV" suffix if ordering with dividers (3 dividers per shelf)
- Dividers required for use with common stops
- Standard Safco® Corporate colors, see page 10



Starter Units with Two Closed "L" Uprights GSA

Model No.	W	D	H	Wt.	Without Dividers		With Dividers Add "DV" Suffix	
					List Price	Wt.	List Price	Wt.
EFL2409979S	24"	9"	97"	91	1,337.00	118	1,837.00	
EFL2412979S	24"	12"	97"	116	1,375.00	143	1,709.00	
EFL2415979S	24"	15"	97"	133	1,437.00	160	1,816.00	
EFL2418979S	24"	18"	97"	142	1,958.00	169	2,856.00	
EFL2424979S	24"	24"	97"	190	2,055.00	217	2,655.00	
EFL2430979S	24"	30"	97"	241	2,171.00	268	2,848.00	
EFL3009979S	30"	9"	97"	111	1,463.00	138	1,961.00	
EFL3012979S	30"	12"	97"	128	1,375.00	155	1,675.00	
EFL3015979S	30"	15"	97"	150	1,437.00	177	1,779.00	
EFL3018979S	30"	18"	97"	159	1,966.00	186	2,864.00	
EFL3024979S	30"	24"	97"	214	2,058.00	241	2,658.00	
EFL3030979S	30"	30"	97"	263	2,275.00	290	2,954.00	
EFL3609979S	36"	9"	97"	126	1,463.00	153	1,922.00	
EFL3612979S	36"	12"	97"	142	1,352.00	169	1,713.00	
EFL3615979S	36"	15"	97"	169	1,446.00	196	1,822.00	
EFL3618979S	36"	18"	97"	178	1,966.00	205	2,864.00	
EFL3624979S	36"	24"	97"	236	2,058.00	263	2,658.00	
EFL3630979S	36"	30"	97"	293	2,275.00	320	2,954.00	
EFL4209979S	42"	9"	97"	161	1,528.00	188	1,987.00	
EFL4212979S	42"	12"	97"	183	1,479.00	210	1,814.00	
EFL4215979S	42"	15"	97"	207	1,600.00	234	1,969.00	
EFL4218979S	42"	18"	97"	218	2,085.00	245	2,981.00	
EFL4224979S	42"	24"	97"	279	2,265.00	306	2,863.00	
EFL4230979S	42"	30"	97"	338	2,470.00	365	3,200.00	
EFL4809979S	48"	9"	97"	181	1,715.00	208	2,215.00	
EFL4812979S	48"	12"	97"	205	1,714.00	232	2,003.00	
EFL4815979S	48"	15"	97"	230	1,839.00	257	2,174.00	
EFL4818979S	48"	18"	97"	243	2,269.00	270	3,169.00	
EFL4824979S	48"	24"	97"	315	2,692.00	342	3,290.00	
EFL4830979S	48"	30"	97"	370	2,680.00	397	3,345.00	

NOTE: 9"D shelving for stand-alone requirements only available by contacting your local Safco Sales Rep Group.

Adder Units with Open "T" Upright GSA


Model No.	W	D	H	Wt.	Without Dividers		With Dividers Add "DV" Suffix		Model No.	Wt.	Without Dividers		With Dividers Add "DV" Suffix	
					List Price	Wt.	List Price	Wt.			List Price	Wt.		
EFO2409979A	24"	9"	97"	80	1,221.00	107	1,719.00	EFT2409979A	77	1,345.00	104	1,843.00		
EFO2412979A	24"	12"	97"	86	1,147.00	113	1,476.00	EFT2412979A	92	1,297.00	119	1,631.00		
EFO2415979A	24"	15"	97"	92	1,208.00	119	1,585.00	EFT2415979A	103	1,360.00	130	1,739.00		
EFO2418979A	24"	18"	97"	107	1,635.00	134	2,531.00	EFT2418979A	115	1,834.00	142	2,731.00		
EFO2424979A	24"	24"	97"	121	1,711.00	148	2,305.00	EFT2424979A	147	1,920.00	174	2,519.00		
EFO2430979A	24"	30"	97"	150	1,858.00	177	2,537.00	EFT2430979A	129	2,129.00	156	2,804.00		
EFO3009979A	30"	9"	97"	92	1,230.00	119	1,731.00	EFT3009979A	91	1,359.00	118	1,821.00		
EFO3012979A	30"	12"	97"	98	1,147.00	125	1,476.00	EFT3012979A	104	1,297.00	131	1,598.00		
EFO3015979A	30"	15"	97"	109	1,184.00	136	1,553.00	EFT3015979A	120	1,360.00	147	1,704.00		
EFO3018979A	30"	18"	97"	124	1,643.00	151	2,542.00	EFT3018979A	132	1,839.00	159	2,739.00		
EFO3024979A	30"	24"	97"	143	1,713.00	170	2,308.00	EFT3024979A	169	1,925.00	196	2,521.00		
EFO3030979A	30"	30"	97"	175	1,861.00	202	2,540.00	EFT3030979A	210	2,131.00	237	2,807.00		
EFO3609979A	36"	9"	97"	109	1,230.00	136	1,731.00	EFT3609979A	108	1,359.00	135	1,821.00		
EFO3612979A	36"	12"	97"	115	1,127.00	142	1,482.00	EFT3612979A	121	1,303.00	148	1,635.00		
EFO3615979A	36"	15"	97"	126	1,191.00	153	1,561.00	EFT3615979A	137	1,369.00	164	1,745.00		
EFO3618979A	36"	18"	97"	143	1,643.00	170	2,542.00	EFT3618979A	151	1,839.00	178	2,739.00		
EFO3624979A	36"	24"	97"	165	1,713.00	192	2,308.00	EFT3624979A	191	1,925.00	218	2,521.00		
EFO3630979A	36"	30"	97"	202	1,861.00	229	2,540.00	EFT3630979A	237	2,131.00	264	2,807.00		
EFO4209979A	42"	9"	97"	144	1,301.00	171	1,797.00	EFT4209979A	143	1,422.00	170	1,886.00		
EFO4212979A	42"	12"	97"	153	1,252.00	180	1,551.00	EFT4212979A	159	1,402.00	186	1,732.00		
EFO4215979A	42"	15"	97"	166	1,372.00	193	1,713.00	EFT4215979A	177	1,557.00	204	1,897.00		
EFO4218979A	42"	18"	97"	183	1,761.00	210	2,659.00	EFT4218979A	191	1,958.00	218	2,856.00		
EFO4224979A	42"	24"	97"	208	1,918.00	235	2,516.00	EFT4224979A	234	2,130.00	261	2,725.00		
EFO4230979A	42"	30"	97"	247	2,064.00	274	2,784.00	EFT4230979A	282	2,376.00	309	3,055.00		
EFO4809979A	48"	9"	97"	164	1,485.00	191	1,985.00	EFT4809979A	163	1,610.00	190	2,108.00		
EFO4812979A	48"	12"	97"	175	1,450.00	202	1,778.00	EFT4812979A	181	1,633.00	208	1,922.00		
EFO4815979A	48"	15"	97"	189	1,610.00	216	1,947.00	EFT4815979A	200	1,763.00	227	2,101.00		
EFO4818979A	48"	18"	97"	208	1,950.00	235	2,846.00	EFT4818979A	216	2,147.00	243	3,043.00		
EFO4824979A	48"	24"	97"	244	2,344.00	271	2,941.00	EFT4824979A	270	2,553.00	297	3,153.00		
EFO4830979A	48"	30"	97"	279	2,320.00	306	2,996.00	EFT4830979A	314	2,589.00	341	3,267.00		

• For assistance with custom 4 post configuration contact your local Safco Sales Rep Group.

Components GSA

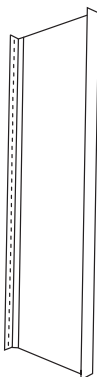
Closed "L" Uprights

Model No.	D	Wt.	List Price	Model No.	D	Wt.	List Price
43" Height				86" Height			
EF1243L	12"	11	137.00	EF0986L	9"	16	158.00
EF1543L	15"	13	139.00	EF1286L	12"	21	162.00
EF1843L	18"	16	150.00	EF1586L	15"	26	172.00
EF2443L	24"	20	158.00	EF1886L	18"	33	224.00
EF3043L	30"	25	185.00	EF2486L	24"	40	232.00
65" Height				97" Height			
EF1265L	12"	16	137.00	EF1297L	12"	24	183.00
EF1565L	15"	20	142.00	EF1597L	15"	30	189.00
EF1865L	18"	24	170.00	EF1897L	18"	35	244.00
EF2465L	24"	31	175.00	EF2497L	24"	45	260.00
EF3065L	30"	38	215.00	EF3097L	30"	56	297.00
76" Height							
EF0976L	9"	14	151.00				
EF1276L	12"	19	154.00				
EF1576L	15"	23	158.00				
EF1876L	18"	29	178.00				
EF2476L	24"	36	208.00				
EF3076L	30"	44	268.00				



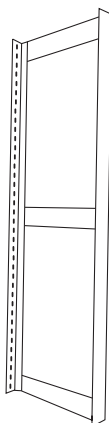
Closed "T" Uprights GSA

Model No.	D	Wt.	List Price	Model No.	D	Wt.	List Price
43" Height				86" Height			
EF1543T	15"	13	230.00	EF1286T	12"	21	268.00
EF1843T	18"	16	266.00	EF1586T	15"	26	273.00
				EF1886T	18"	31	343.00
				EF2486T	24"	40	351.00
65" Height				97" Height			
EF1265T	12"	16	215.00	EF1597T	15"	30	295.00
EF1865T	18"	25	290.00	EF1897T	18"	37	360.00
				EF2497T	24"	45	370.00
				EF3097T	30"	56	449.00
76" Height							
EF1276T	12"	19	235.00				
EF1576T	15"	23	250.00				
EF1876T	18"	31	330.00				
EF2476T	24"	36	333.00				



Open Uprights (OP) GSA

Model No.	D	Wt.	List Price	Model No.	D	Wt.	List Price
43" Height				86" Height			
EF1243OP	12"	8.75	122.00	EF0986OP	9"	16	134.00
EF1543OP	15"	9	122.00	EF1286OP	12"	16.5	138.00
EF1843OP	18"	9.25	158.00	EF1586OP	15"	17	147.00
EF2443OP	24"	9.5	158.00	EF1886OP	18"	17.5	169.00
				EF2486OP	24"	19	169.00
				EF3086OP	30"	20	178.00
65" Height				97" Height			
EF1265OP	12"	13.25	122.00	EF1297OP	12"	16.5	138.00
EF1565OP	15"	13.5	124.00	EF1597OP	15"	17	147.00
EF1865OP	18"	13.75	162.00	EF1897OP	18"	17.5	172.00
EF2465OP	24"	15	162.00	EF2497OP	24"	19	169.00
EF3065OP	30"	16	166.00	EF3097OP	30"	20	178.00
76" Height							
EF1276OP	12"	15.25	138.00				
EF1576OP	15"	15.5	147.00				
EF1876OP	18"	16	161.00				
EF2476OP	24"	17	164.00				
EF3076OP	30"	18	190.00				



4-Post Shelving Components

Safco® Products marketing materials are designed to be used as sales tools for our Dealer network.

Components

- Order two supports per shelf
- Shelves are 3/4" - have a 3/4" height profile
- Shelves are slotted to accept dividers on 3" centers/increments
- See page 118 for shelf reinforcements for 18, 24, 30" deep

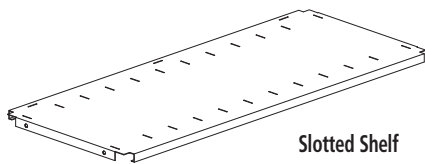
- Standard Safco® Corporate colors, see page 10
- For assistance with custom 4 post configuration contact your local Safco Sales Rep Group.

Slotted Shelves (SS) – 22-gauge GSA

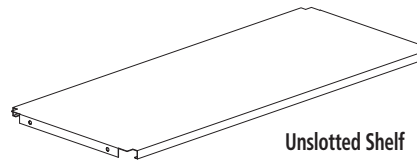
Model No.	D	Wt.	List Price
24" Width			
EF2412S	12"	3.25	43.00
EF2415S	15"	3.75	46.00
EF2424S	24"	5.75	74.00
30" Width			
EF3012S	12"	3.75	43.00
EF3015S	15"	4.75	47.00
EF3024S	24"	7.25	76.00
EF3030S	30"	8.75	88.00
36" Width			
EF3609S	9"	3.75	51.00
EF3612S	12"	4.5	43.00
EF3615S	15"	5.5	47.00
EF3618S	18"	6.5	74.00
EF3624S	24"	8.5	76.00
EF3630S	30"	10.5	88.00
42" Width			
EF4212S	12"	5.25	52.00
EF4215S	15"	6.5	63.00
EF4224S	24"	9.75	100.00
EF4230S	30"	12	111.00
48" Width			
EF4809S	9"	4.75	62.00
EF4812S	12"	6	63.00
EF4815S	15"	7.25	75.00
EF4818S	18"	8.5	98.00
EF4824S	24"	11	117.00
EF4830S	30"	13.75	123.00

Unslotted Shelves, or Canopy Top (UU) – 22-gauge GSA

Model No.	D	Wt.	List Price
24" Width			
EF2412U	12"	3.25	43.00
EF2415U	15"	3.75	46.00
EF2418U	18"	4.5	63.00
EF2424U	24"	5.75	71.00
EF2430U	30"	7	75.00
30" Width			
EF3012U	12"	3.75	43.00
EF3015U	15"	4.75	47.00
EF3018U	18"	5.5	73.00
EF3024U	24"	7.25	75.00
EF3030U	30"	8.75	88.00
36" Width			
EF3609U	9"	3.75	52.00
EF3612U	12"	4.5	47.00
EF3615U	15"	5.5	55.00
EF3618U	18"	6.5	73.00
EF3624U	24"	8.5	75.00
EF3630U	30"	10.5	88.00
42" Width			
EF4209U	9"	4.25	47.00
EF4212U	12"	5.25	52.00
EF4215U	15"	6.5	62.00
EF4218U	18"	7.5	76.00
EF4224U	24"	9.75	90.00
EF4230U	30"	12	105.00
48" Width			
EF4809U	9"	4.75	62.00
EF4812U	12"	6	58.00
EF4815U	15"	7.25	71.00
EF4818U	18"	8.5	91.00
EF4824U	24"	11	98.00
EF4830U	30"	13.75	109.00



Slotted Shelf



Unslotted Shelf

Office Suites
Tables & Desks
Meeting Essentials
Personal Organization
Ergonomics
High Density Storage
Storage & Filing
Facilities
Technology Furniture
Art & Engineering
K-12 Education
SAFE Collection Addendum

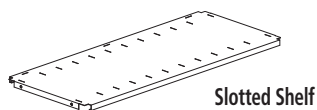
Components

- Order two supports per shelf
- Shelves are slotted to accept dividers on 3" centers/increments
- See page 118 for shelf reinforcements for 18, 24, 30" deep

Slotted Shelves (SS) – 18-gauge GSA

Model No.	D	Wt.	List Price
36" Width			
EF3612S18GA	12"	7.25	95.00
EF3615S18GA	15"	8.75	96.00
EF3618S18GA	18"	10.25	103.00
EF3624S18GA	24"	13.5	185.00
42" Width			
EF4215S18GA	15"	10.25	96.00
48" Width			
EF4812S18GA	12"	9.5	98.00

Note: Order two supports per shelf. Shelves are slotted to accept dividers on 3" centers/increments.

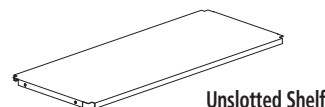


Slotted Shelf

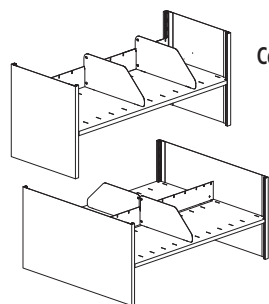
- Standard Safco® Corporate colors, see page 10
- For assistance with custom 4 post configuration contact your local Safco Sales Rep Group.

Unslotted Shelves, or Canopy Top (UU) – 18-gauge GSA

Model No.	D	Wt.	List Price
30" Width			
EF3012U18GA	12"	6	83.00
EF3018U18GA	18"	8.75	98.00
EF3024U18GA	24"	11.25	196.00
EF3030U18GA	30"	14	199.00
EF3036U18GA	36"	16.5	204.00
36" Width			
EF3612U18GA	12"	7.25	95.00
EF3615U18GA	15"	8.75	98.00
EF3618U18GA	18"	10.25	105.00
EF3624U18GA	24"	13.5	199.00
EF3630U18GA	30"	16.5	204.00
EF3636U18GA	36"	19.5	203.00
42" Width			
EF4215U18GA	15"	10.25	101.00
EF4218U18GA	18"	12	105.00
EF4224U18GA	24"	15.5	203.00
EF4230U18GA	30"	19.25	204.00
EF4236U18GA	36"	22.75	203.00
48" Width			
EF4812U18GA	12"	9.5	105.00
EF4815U18GA	15"	11.5	104.00
EF4818U18GA	18"	13.75	101.00
EF4824U18GA	24"	17.75	205.00
EF4830U18GA	30"	21.75	204.00
EF4836U18GA	36"	26	208.00



Unslotted Shelf



Common Stop Single

Common Stop Double

Common Stops (CS)

Model No.	W	H	Wt.	List Price
GSA EF24CS	24"	3 1/2"	1.25	14.00
GSA EF30CS	30"	3 1/2"	1.5	14.00
GSA EF36CS	36"	3 1/2"	1.5	14.00
EF42CS	42"	3 1/2"	1.75	15.00
GSA EF48CS	48"	3 1/2"	2	15.00

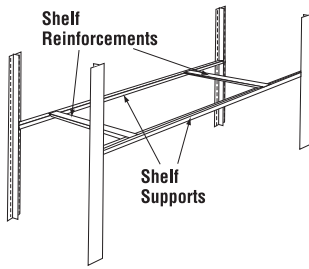
Note: Dividers are required when using common stops.

4-Post Shelving Components

Safco® Products marketing materials are designed to be used as sales tools for our Dealer network.

• For assistance with custom 4 post configuration contact your local Safco Sales Rep Group.

COMPONENTS



Shelf Supports (SS) - 11 gauge only

Model No.	W	H	Wt.	List Price
EF2411SSPT	24"	3/4"	1.2	18.00
EF3011SSPT	30"	3/4"	2.25	18.00
EF3611SSPT	36"	3/4"	2.7	18.00
EF4211SSPT	42"	3/4"	3.2	18.00
GSA EF4811SSPT	48"	3/4"	3.6	25.00

Note: Shelf supports are not interchangeable with bottom shelf supports.

Shelf Support Bottom (SSB)

EF2411SSB	24"	3/4"	3.6	18.00
EF3011SSB	30"	3/4"	2.25	18.00
EF3611SSB	36"	3/4"	2.7	18.00
EF4211SSB	42"	3/4"	3.25	18.00
GSA EF4811SSB	48"	3/4"	3.6	25.00

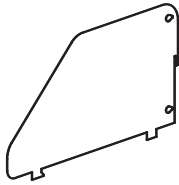
Note: Bottom shelf must be supported by bottom shelf supports when mounted on a mobile carriage. Graphite paint only.

	24"	30"	36"	42"	48"
18"	1	1	1	1	2
24"	1	1	1	1	2
30"	2	2	2	2	2
36"	2	2	2	3	3

Number of Shelf Reinforcements required per loaded shelf.

Shelf Reinforcements (SRA) – Indicate color to match system

Model No.	D	H	Wt.	List Price
F15SRA	15"	3/4"	.75	25.00
GSA F18SRA	18"	3/4"	.75	14.00
F24SRA	24"	3/4"	1	17.00
F30SRA	30"	3/4"	1.25	17.00
F36SRA	36"	3/4"	1.25	17.00



Adjustable File Dividers (DV)

Standard Pack of 6

Model No.	D	H	Wt.	List Price
F09DV6	9"	6"	3	100.00
GSA F12DV6	12"	6"	3.5	67.00
GSA F15DV6	15"	6"	4.5	76.00

Standard Pack of 24 **GSA**

Model No.	D	H	Wt.	List Price
F09DV24	9"	6"	12.5	403.00
F12DV24	12"	6"	13.5	271.00
F15DV24	15"	6"	17.5	310.00

Pullout Reference Shelves (RS) **GSA**

Model No.	W	D	Wt.	List Price
EF30RS	30"	12"	17.25	400.00
EF36RS	36"	12"	20	432.00
EF42RS	42"	12"	22	453.00
EF48RS	48"	12"	25.75	477.00

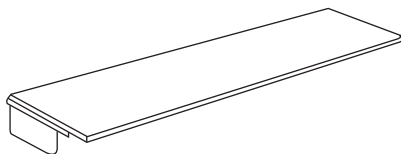
Note: Reference shelves cannot be used in conjunction with either the Security Shade or Kick Plates.

Base Kick Plates (KP) **GSA**


To be used with standard shelf supports on bottom shelf and slightly raises height of bottom shelf.

Model No.	W	H	Wt.	List Price
EF3002KP	30"	2"	1.25	38.00
EF3006KP	30"	6"	3.25	62.00
EF3602KP	36"	2"	2	39.00
EF3606KP	36"	6"	4	62.00
EF4202KP	42"	2"	2.25	46.00
EF4206KP	42"	6"	4.75	64.00
EF4802KP	48"	2"	2.5	46.00
EF4806KP	48"	6"	5.5	75.00

Note: Kick Plates cannot be used in conjunction with Reference Shelves.



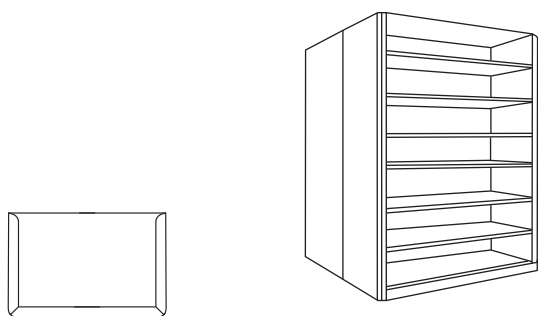
Office Suites
Tables & Desks
Meeting Essentials
Personal Organization
Ergonomics
High Density Storage
Storage & Filing
Facilities
Technology Furniture
Art & Engineering
K-12 Education
SAFE Collection Addendum



Back Security Panels (BP) ^{GSA} Used to enclose the back of a single faced unit

Model No.	W	H	Wt.	List Price
EF3643BP	36"	43"	16.25	376.00
EF4843BP	48"	43"	21.75	389.00
EF2465BP	24"	65"	16.5	405.00
EF3065BP	30"	65"	20.5	408.00
EF3665BP	36"	65"	24.75	416.00
EF4265BP	42"	65"	29	428.00
EF4865BP	48"	65"	33	424.00
EF3076BP	30"	76"	24	428.00
EF3676BP	36"	76"	28.75	428.00
EF4276BP	42"	76"	33.5	435.00
EF4876BP	48"	76"	38.25	467.00
EF3086BP	30"	86"	27.25	443.00
EF3686BP	36"	86"	38.5	443.00
EF4286BP	42"	86"	38	484.00
EF4886BP	48"	86"	43.5	522.00
EF3097BP	30"	97"	30.5	512.00
EF3697BP	36"	97"	36.5	522.00
EF4297BP	42"	97"	42.75	579.00
EF4897BP	48"	97"	48.75	615.00

Note: Back security panels are designed as one full piece.



Center Panels (CP) ^{GSA} Used to close the center of back-to-back single faced units. Cannot be used with 4-Post double-faced shelving.

Model No.	W	H	Wt.	List Price
EF2443CP	24"	43"	11	374.00
EF3043CP	30"	43"	13.75	383.00
EF3643CP	36"	43"	16.25	375.00
EF4243CP	42"	43"	19	394.00
EF4843CP	48"	43"	21.75	400.00
EF2465CP	24"	65"	16.5	408.00
EF3065CP	30"	65"	20.5	416.00
EF3665CP	36"	65"	24.75	408.00
EF4265CP	42"	65"	29	428.00
EF4865CP	48"	65"	33	424.00
EF2476CP	24"	76"	19.25	416.00
EF3076CP	30"	76"	24	419.00
EF3676CP	36"	76"	28.75	419.00
EF4276CP	42"	76"	33.5	427.00
EF4876CP	48"	76"	38.5	457.00
EF2486CP	24"	86"	21.25	432.00
EF3086CP	30"	86"	27.25	443.00
EF3686CP	36"	86"	32.5	434.00
EF4286CP	42"	86"	38	474.00
EF4886CP	48"	86"	43.5	506.00
EF2497CP	24"	97"	24.25	468.00
EF3097CP	30"	97"	30.5	522.00
EF3697CP	36"	97"	36.5	512.00
EF4297CP	42"	97"	42.75	579.00
EF4897CP	48"	97"	48.75	615.00

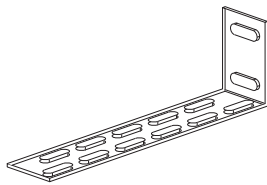
Note: Center panels are designed as one full piece

Card Holders (CH) – Standard Pack of 5 ^{GSA}

Model No.	W	D	Wt.	List Price
A35CH5	5"	3"	2.5	211.00

Wall Mounting Kit (AWMK) ^{GSA}

Used to secure shelving to wall. Two brackets sold as pair. Anchoring hardware not included; to be purchased by installer.

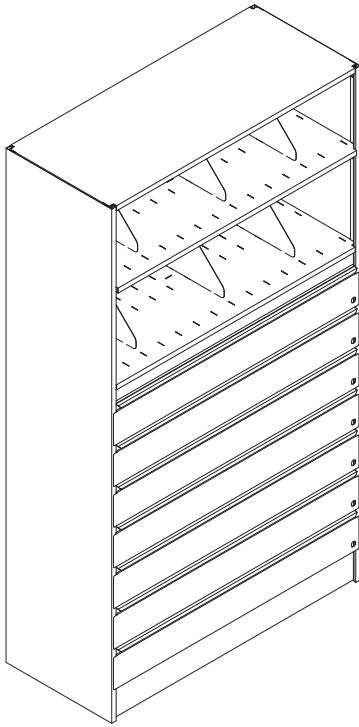


Model No.	Wt.	List Price
AWMK	2	84.00

AWMK Wall Anchor Kit quantity requirements

Quantity of "L" and "T" Uprights: 2-4 uprights: (1) AWMK Mounting Kit
5-8 uprights: (2) AWMK Mounting Kit
9-12 uprights: (3) AWMK Mounting Kit

Office Suites
Tables & Desks
Meeting Essentials
Personal Organization
Ergonomics
High Density Storage
Storage & Filing
Facilities
Technology Furniture
Art & Engineering
K-12 Education
SAFE Collection Addendum



4-POST TYPICAL #1

4-Post Starter 36 x 76 x 18" with 7 - 6" drawers with three drawer partitions and one partition support per drawer; two shelves with dividers.

Model No.	List Price
EFSR367676S	9,236.00

4-Post Adder 36 x 76 x 18" with 7 - 6" drawers; two shelves with dividers.

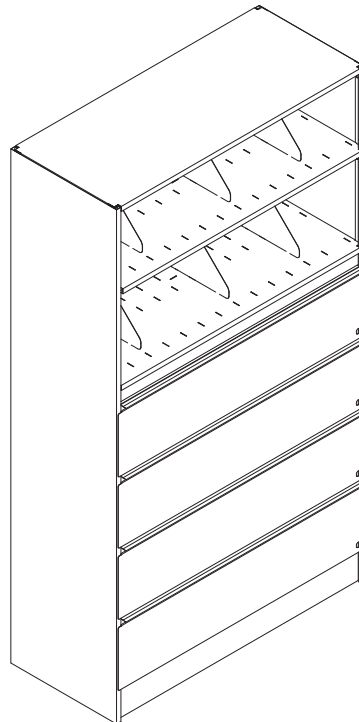
EFSR367676A	9,121.00
--------------------	-----------------

One starter unit and number of required adder units are required if more than one 36" shelving unit is required side-by-side.

For keyed different locks.

FPALOCK	FPA Lock Assembly & Key	128.00
FPALOCKA	FPA Lock Assembly & Key	131.00
FPALOCKB	FPA Lock Assembly & Key	131.00
FPALOCKC	FPA Lock Assembly & Key	131.00
FPALOCKD	FPA Lock Assembly & Key	131.00

*Unit requires anchoring to the wall or floor
See wall mounting kit page 101



4-POST TYPICAL #2

4-Post Starter 36 x 76 x 18" with four 10 1/2" drawers; two shelves with dividers.

Model No.	List Price
EFSR3676410S	5,270.00

4-Post Adder 36 x 76 x 18" with four 10 1/2" drawers; two shelves with dividers.

EFSR3676410A	5,348.00
---------------------	-----------------

One starter unit and number of required adder units are required if more than one 36" shelving unit is required side-by-side.

* Unit requires anchoring to the wall or floor.
See wall mounting kit page 101

Actual Width Dimensions

Stationary or Mobile			Mobile Only			
Nominal Shelf Width	(LFI) Usable Space/Shelf	Add for End Actual Unit Width	Add for End Panel Assembly (Fix & Manual)	Add for Assembly with Handle (1000 Systems)	Clearance at Rear Wall	
24"	22 ⁵ / ₈ "	24"	3 ³ / ₄ "	8"	1"	
30"	28 ⁵ / ₈ "	30"	3 ³ / ₄ "	8"	1"	
36"	34 ⁵ / ₈ "	36"	3 ³ / ₄ "	8"	1"	
42"	40 ⁵ / ₈ "	42"	3 ³ / ₄ "	8"	1"	
48"	46 ⁵ / ₈ "	48"	3 ³ / ₄ "	8"	1"	

Actual Height Dimensions					Actual Base Dimensions (Base Depth*)			
	43"	65"	76"	86"	97"	Nominal Shelf Depth	Fixed**	1000*
Upright	42 ⁵ / ₁₆ "	65 ⁵ / ₁₆ "	75 ¹³ / ₁₆ "	86 ⁵ / ₁₆ "	96 ¹³ / ₁₆ "	9"	N/A	N/A
Base & Track	N/A	6 ¹ / ₄ "	6 ¹ / ₄ "	6 ¹ / ₄ "	6 ¹ / ₄ "	12"	12"	19"
Overall	N/A	71 ⁹ / ₁₆ "	82 ¹ / ₁₆ "	92 ⁹ / ₁₆ "	103 ¹ / ₁₆ "	15"	15"	19"
						18"	18"	19"
						24"	24"	25"
						30"	30"	31"
						36"	36"	37"

*Depth includes the 1" bumpers.
**Depth does not include the 1" bumpers.

Steel Material Gauges:

Shelf	18 & 22	Shelf Reinforcement	11
Upright	18	Base Skirts	12
End Panel	20	Wheel Channel	11
Dividers	20	Shaft Diameter	3/4"
Shelf Support	11	Wheel Diameter	4 ⁵ / ₈ "




Media Weight:

Letter-Size Material:	2 lbs. per LFI
Legal-Size Material:	3 lbs. per LFI

NOTE: EACH SHELF HAS A MAXIMUM WEIGHT CAPACITY OF 240 LBS. MEDIA WEIGHT MUST BE EVENLY DISTRIBUTED BOTH VERTICALLY AND HORIZONTALLY.

CONFIGURATION GUIDE

Configuration Guide for Mixed Media Applications

Media	Description	Clearance Space	Upright Space Required
	Letter/Legal Side Tab	9 ³ / ₄ "	10 ¹ / ₂ "
	Letter/Legal Standard Top Tab, 1/3 cut	11 ¹ / ₄ "	12"
	3-Ring Binders	12 ³ / ₄ "	13 ¹ / ₂ "

To determine the height of a unit with media not listed above, first determine the height of the media and add 3/4". Then, round that figure up to the next number divisible by 1 1/2" (because the uprights are slotted on 1 1/2" centers), then multiply that number by the number of tiers desired. Then add 1 1/2" for space that is allotted for the reference shelf. Lastly, add 3/4" for the canopy.

Media Storage Capacities

Upright Height	Letter/Legal Side Tab	Letter/Std. Top Tab	3-Ring Binders
97" Upright	9	8	7
86" Upright	8	7	6
76" Upright	7	6	5
65" Upright	6	5	4
43" Upright	4	3	3

4-Post Shelving On Kwik-Track - Letter Depth

Safco® Products marketing materials are designed to be used as sales tools for our Dealer network.

To increase filing density, 4-Post Shelving can also mount to the Kwik-Track system creating either a bi-file or tri-file lateral sliding shelving system. In either configuration, the rear row of shelves are stationary with shelves in front mounted into a sliding carriage on a track mounted to the floor.

- Heavy-duty aluminum track construction supports 3,500 lbs. per carriage
- Anti-tip built into base for stability and easy installation
- Systems are complete with shelving and track systems
- **Option of ordering with and without Dividers, add "DV" suffix if ordering with dividers**
- 240 lb. weight capacity per shelf
- Track system has a Brushed Aluminum finish. Floor mounting hardware included
- Track adds 2¾" to overall height of shelving and carriage
- Optional Security Back Panels available (See page 101)
- All systems are side tab letter depth, 12"D shelving only, maximum 15 ft.
- For assistance with custom Kwik-Track configuration contact your local Safco Sales Rep Group.
- Standard Safco® Corporate colors, see page 10

GSA Model No.	Description	Dimensions	LFI	Wt.	Without Dividers		With Dividers	
					List Price	Wt.	Add "DV" Suffix List Price	List Price
EFPL36721	2/1, 36"W, 7-High System	78"W x 27"D	728"	363	5,429.00	396	6,160.00	
EFPL36732	3/2, 36"W, 7-High System	116"W x 27"D	1212"	597	9,097.00	652	10,268.00	
EFPL36743	4/3, 36"W, 7-High System	156"W x 27"D	1697"	830	12,316.00	907	14,183.00	
EFPL367211	2/1/1, 36"W, 7-High System	78"W x 42"D	970"	518	8,584.00	562	9,300.00	
EFPL367322	3/2/2, 36"W, 7-High System	116"W x 42"D	1697"	893	15,169.00	970	16,784.00	
EFPL367433	4/3/3, 36"W, 7-High System	156"W x 42"D	2424"	1,268	21,356.00	1,378	23,612.00	
EFPL36821	2/1, 36"W, 8-High System	78"W x 27"D	824"	402	5,758.00	440	6,555.00	
EFPL36832	3/2, 36"W, 8-High System	116"W x 27"D	1385"	660	9,824.00	723	10,927.00	
EFPL36843	4/3, 36"W, 8-High System	156"W x 27"D	1939"	918	13,305.00	1,006	14,808.00	
EFPL368211	2/1/1, 36"W, 8-High System	78"W x 42"D	1108"	571	9,016.00	621	9,846.00	
EFPL368322	3/2/2, 36"W, 8-High System	116"W x 42"D	1939"	984	15,922.00	1,072	17,726.00	
EFPL368433	4/3/3, 36"W, 8-High System	156"W x 42"D	2770"	1,398	22,427.00	1,523	24,506.00	
EFPL42721	2/1, 42"W, 7-High System	90"W x 27"D	854"	726	5,671.00	759	6,518.00	
EFPL42732	3/2, 42"W, 7-High System	137"W x 27"D	1422"	756	9,521.00	811	10,693.00	
EFPL42743	4/3, 42"W, 7-High System	180"W x 27"D	1991"	1,047	13,096.00	1,124	14,676.00	
EFPL427211	2/1/1, 42"W, 7-High System	90"W x 42"D	1138"	646	9,131.00	696	9,835.00	
EFPL427322	3/2/2, 42"W, 7-High System	137"W x 42"D	1991"	1,071	15,796.00	1,148	17,407.00	
EFPL427433	4/3/3, 42"W, 7-High System	180"W x 42"D	2844"	1,585	22,650.00	1,695	24,407.00	
EFPL42821	2/1, 42"W, 8-High System	90"W x 27"D	975"	507	6,149.00	545	6,943.00	
EFPL42832	3/2, 42"W, 8-High System	137"W x 27"D	1625"	840	10,309.00	903	11,638.00	
EFPL42843	4/3, 42"W, 8-High System	180"W x 27"D	2275"	1,164	14,169.00	1,252	15,973.00	
EFPL428211	2/1/1, 42"W, 8-High System	90"W x 42"D	1300"	715	9,601.00	765	10,632.00	
EFPL428322	3/2/2, 42"W, 8-High System	137"W x 42"D	2275"	1,243	16,614.00	1,331	18,053.00	
EFPL428433	4/3/3, 42"W, 8-High System	180"W x 42"D	3250"	1,756	23,817.00	1,881	26,397.00	



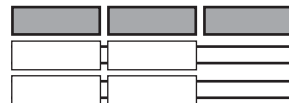
2/1 - 2 Rows; 2 Fixed, 1 Movable, 27"D



2/1/1 - 3 Rows; 2 Fixed, 2 Movable, 42"D



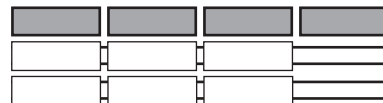
3/2 - 2 Rows; 3 Fixed, 2 Movable, 27"D



3/2/2 - 3 Rows; 3 Fixed, 4 Movable, 42"D



4/3 - 2 Rows; 4 Fixed, 3 Movable, 27"D



4/3/3 - 3 Rows; 4 Fixed, 6 Movable, 42"D

Office Suites
Tables & Desks
Meeting Essentials
Personal Organization
Ergonomics
High Density Storage
Storage & Filing
Facilities
Technology Furniture
Art & Engineering
K-12 Education
SAFE Collection Addendum

4-Post Shelving On Kwik-Track - Legal Depth

To increase filing density, 4-Post Shelving can also mount to the Kwik-Track system creating either a bi-file or tri-file lateral sliding shelving system. In either configuration, the rear row of shelves are stationary with shelves in front mounted into a sliding carriage on a track mounted to the floor.

- Heavy-duty aluminum track construction supports 3,500 lbs. per carriage
- Anti-tip built into base for stability and easy installation
- Systems are complete with shelving and track systems
- **Option of ordering with and without Dividers, add "DV" suffix if ordering with dividers**
- Track system has a Brushed Aluminum finish. Floor mounting hardware included
- Optional Security Back Panels available (See page 101)
- Track adds 2¾" to overall height of shelving
- All systems are legal depth, 15" D shelving only, maximum 15 ft.
- Standard Safco® Corporate colors, see page 10



Model No.	Description	Dimensions	LFI	Wt.	Without Dividers List Price	With Dividers Add "DV" Suffix List Price
FFPG36721	2/1, 36"W, 7-High System	78"W x 33"D	728"	405	5,605.00	441, 6,439.00
FFPG36732	3/2, 36"W, 7-High System	116"W x 33"D	1212"	665	9,581.00	725, 10,722.00
FFPG36743	4/3, 36"W, 7-High System	156"W x 33"D	1697"	924	12,984.00	1,008, 14,520.00
FFPG367211	2/1/1, 36"W, 7-High System	78"W x 51"D	970"	578	8,828.00	626, 9,657.00
FFPG367322	3/2/2, 36"W, 7-High System	116"W x 51"D	1697"	997	15,608.00	1,081, 17,440.00
FFPG367433	4/3/3, 36"W, 7-High System	156"W x 51"D	2424"	1,416	21,991.00	1,536, 24,558.00
FFPG36821	2/1, 36"W, 8-High System	78"W x 33"D	824"	452	5,979.00	493, 6,882.00
FFPG36832	3/2, 36"W, 8-High System	116"W x 33"D	1385"	714	10,194.00	782, 11,699.00
FFPG36843	4/3, 36"W, 8-High System	156"W x 33"D	1939"	1,030	13,812.00	1,125, 15,860.00
FFPG368211	2/1/1, 36"W, 8-High System	78"W x 51"D	1108"	642	9,315.00	696, 10,277.00
FFPG368322	3/2/2, 36"W, 8-High System	116"W x 51"D	1939"	1,079	16,459.00	1,174, 18,510.00
FFPG368433	4/3/3, 36"W, 8-High System	156"W x 51"D	2770"	1,573	23,205.00	1,708, 26,128.00
FFPG42721	2/1, 42"W, 7-High System	90"W x 33"D	854"	504	6,154.00	540, 6,849.00
FFPG42732	3/2, 42"W, 7-High System	137"W x 33"D	1422"	833	10,559.00	893, 11,916.00
FFPG42743	4/3, 42"W, 7-High System	180"W x 33"D	1991"	1,156	14,227.00	1,240, 15,738.00
FFPG427211	2/1/1, 42"W, 7-High System	90"W x 51"D	1138"	714	9,427.00	762, 10,649.00
FFPG427322	3/2/2, 42"W, 7-High System	137"W x 51"D	1991"	1,239	17,093.00	1,323, 18,922.00
FFPG427433	4/3/3, 42"W, 7-High System	180"W x 51"D	2844"	1,753	23,888.00	1,873, 26,455.00
FFPG42821	2/1, 42"W, 8-High System	90"W x 33"D	975"	564	6,585.00	605, 7,484.00
FFPG42832	3/2, 42"W, 8-High System	137"W x 33"D	1625"	931	11,264.00	999, 12,768.00
FFPG42843	4/3, 42"W, 8-High System	180"W x 33"D	2275"	1,293	15,182.00	1,388, 17,228.00
FFPG428211	2/1/1, 42"W, 8-High System	90"W x 51"D	1300"	795	10,187.00	849, 11,127.00
FFPG428322	3/2/2, 42"W, 8-High System	137"W x 51"D	2275"	1,380	18,072.00	1,475, 20,120.00
FFPG428433	4/3/3, 42"W, 8-High System	180"W x 51"D	3250"	1,955	24,813.00	2,090, 27,679.00



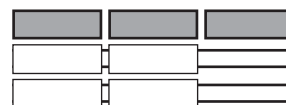
2/1 - 2 Rows; 2 Fixed, 1 Movable, 33"D



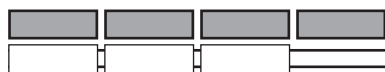
2/1/1 - 3 Rows; 2 Fixed, 2 Movable, 51"D



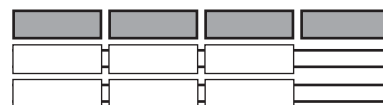
3/2 - 2 Rows; 3 Fixed, 2 Movable, 33"D



3/2/2 - 3 Rows; 3 Fixed, 4 Movable, 51"D



4/3 - 2 Rows; 4 Fixed, 3 Movable, 33"D



4/3/3 - 3 Rows; 4 Fixed, 6 Movable, 51"D

A complete starter section unit includes two uprights, five shelves (24", 30", 36", 42" or 48" wide), five common stops, twelve shelf supports, shelf reinforcements as required, and one canopy top. Shelves are 18-gauge steel. An adder unit includes the previously mentioned paired with one closed upright.

Choose from either closed "L" uprights or closed "T" uprights. "T" uprights are normally for internal range support, while closed "L" uprights provide a more finished external appearance.

- 800 lb. weight capacity per shelf
- 15¼" clearance between shelves
- Standard Safco® Corporate colors, see page 10

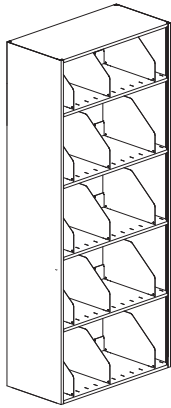
Dividers are required when using standard common stops, add "DV" suffix when ordering with dividers

Option of ordering with and without Dividers, add "DV" suffix if ordering with dividers

Compatible with Mobile Aisle 1000 and Mobile Lite, but not Kwik-Track

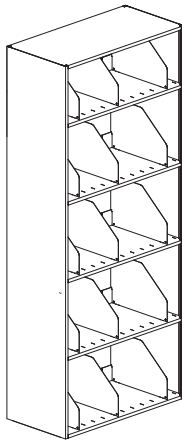
Product Numbering System for 4-Post Shelving

Product No. Example: **EXL3618865S**
EX: Heavy-Duty Shelving
L or T: Shelving Type: ("L" for Closed L-Uprights, "T" for Closed T-Uprights)
36: Shelving Width in Inches (24, 30, 36, 42, and 48)
18: Shelving Depth in Inches (18 and 36)
86: Upright Height in Inches (only one height)
5: Number of shelves
S: Starter

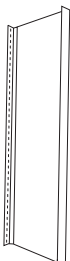


Starter Units with Two Closed "L" Uprights ^{GSA}				Without Dividers	With Dividers
Model No.	W	D	H	List Price	Add "DV" Suffix List Price
EXL2418865S	24"	18"	86"	136 1,729.00	147 2,205.00
EXL2436865S	24"	36"	86"	276 2,799.00	287 3,753.00
EXL3018865S	30"	18"	86"	169 1,648.00	180 2,115.00
EXL3036865S	30"	36"	86"	303 2,821.00	314 3,775.00
EXL3618865S	36"	18"	86"	172 1,725.00	183 2,236.00
EXL3636865S	36"	36"	86"	331 2,849.00	342 3,732.00
EXL4218865S	42"	18"	86"	190 1,714.00	201 2,183.00
EXL4236865S	42"	36"	86"	357 2,861.00	368 3,814.00
EXL4818865S	48"	18"	86"	211 1,761.00	222 2,226.00
EXL4836865S	48"	36"	86"	388 2,920.00	399 3,874.00

Option of ordering with and without Dividers, add "DV" suffix if ordering with dividers



Adder units with Closed "T" Uprights ^{GSA}				Without Dividers	With Dividers
Model No.	W	D	H	List Price	Add "DV" Suffix List Price
Adder units with Closed "T" Uprights					
EXT2418865A	24"	18"	86"	125 1,619.00	136 2,097.00
EXT2436865A	24"	36"	86"	216 2,455.00	227 3,410.00
EXT3018865A	30"	18"	86"	143 1,542.00	154 2,050.00
EXT3036865A	30"	36"	86"	243 2,477.00	254 3,430.00
EXT3618865A	36"	18"	86"	161 1,618.00	172 2,130.00
EXT3636865A	36"	36"	86"	271 2,509.00	282 3,394.00
EXT4218865A	42"	18"	86"	179 1,642.00	190 2,118.00
EXT4236865A	42"	36"	86"	297 2,519.00	308 3,471.00
EXT4818865A	48"	18"	86"	201 1,656.00	212 2,165.00
EXT4836865A	48"	36"	86"	328 2,577.00	339 3,532.00



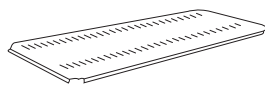
Model No.	W	D	Wt.	List Price
Closed "L" Uprights – 86" Height ^{GSA}				
X1886L		18"	31	257.00

Model No.	W	D	Wt.	List Price
Slotted Shelves				
18" Depth				
EX3018S	30"	18"	8.75	83.00
EX3618S	36"	18"	10.25	98.00
EX4218S	42"	18"	12	93.00
EX4818S	48"	18"	13.75	103.00
36" Depth				
EX3036S	30"	36"	16.5	175.00
EX3636S	36"	36"	19.75	179.00
EX4236S	42"	36"	22.75	179.00
EX4836S	48"	36"	26	192.00

Note: Order three supports per shelf. Shelves are 18-gauge.

Unslotted Shelves, or Canopy Top				
18" Depth				
EF3018U18GA	30"	18"	8.75	98.00
EF3618U18GA	36"	18"	10.25	105.00
EF4218U18GA	42"	18"	12	105.00
EF4818U18GA	48"	18"	13.75	101.00
36" Depth				
EF3036U18GA	30"	36"	16.5	204.00
EF3636U18GA	36"	36"	19.5	203.00
EF4236U18GA	42"	36"	22.75	203.00
EF4836U18GA	48"	36"	26	208.00

Note: Shelves are 18-gauge. Shelf Reinforcements are not required for the Canopy tops.



Model No.	W	H	Wt.	List Price
Common Stops (CS)				
EF24CS	24"	3 1/2"	1.25	14.00
EF30CS	30"	3 1/2"	1.5	14.00
EF36CS	36"	3 1/2"	1.5	14.00
EF42CS	42"	3 1/2"	1.75	15.00
EF48CS	48"	3 1/2"	2	15.00
Shelf Supports (SS)				
EX30SS	30"	1 1/4"	3	34.00
EX36SS	36"	1 1/4"	3.5	34.00
EX42SS	42"	1 1/4"	4	34.00
EX48SS	48"	1 1/4"	4.5	34.00

Note: Dividers are required when using common stops.

Model No.	W	H	Wt.	List Price
Shelf Support Bottom (SSB)				
EF2411SSB	24"	3/4"	3.66	18.00
EF3011SSB	30"	3/4"	2.25	18.00
EF3611SSB	36"	3/4"	2.714	18.00
EF4211SSB	42"	3/4"	3.25	18.00
EF4811SSB	48"	3/4"	3.66	25.00

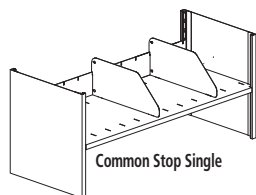
Note: Bottom shelf must be supported by bottom shelf. Graphite Gray only.

Model No.	D	H	Wt.	List Price
Shelf Reinforcements (SR) - Indicate color to match system				
X18SR	18"	1 1/8"	1	24.00
X36SR	36"	1 1/8"	1.5	24.00

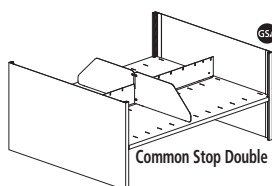
Note: (SR) Painted to match shelving ordered.

Model No.	D	H	Wt.	List Price
Shelf Reinforcements (SRA) - Bottom shelf reinforcements for heavy-duty applications				
F18SRA	18"	3/4"	.75	14.00
F36SRA	36"	3/4"	1.5	17.00

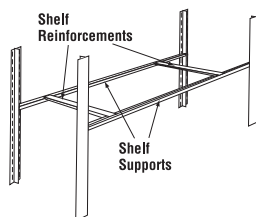
Adjustable File Dividers (DV) Standard Pack of 5:				
X18DV5	18"	12"	13 lbs. per pack	164.00



Common Stop Single



Common Stop Double



	24"	30"	36"	42"	48"
18"	2	2	2	2	2
36"	3	3	3	3	3

Number of Shelf Reinforcements required per loaded shelf.

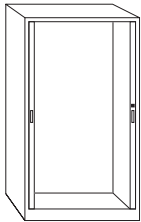
- Horizontally sliding tambour doors. Doors recede into concealed inner pockets
- 100% access to files
- Adjustable shelves and dividers – shelves adjust on 1" H increments
- Shelf depth 14¾"; interior depth 16½"; 10" clearance between shelves
- All internal components standard in Graphite finish
- For cabinets to be keyed alike, add a "K" to the end of the model number and refer to last column for list price

Interior Heights:
 83" H = 76" H interior
 62" H = 55" H interior
 38" H = 34" H interior

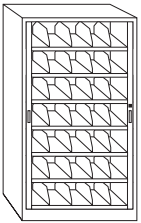
Standard door colors: Mist, Graphite, Pebble Gray and Sand only

See page 10 for Safco Corporate Color Program, Laminates and Paint colors or go to Safco website to view color swatches

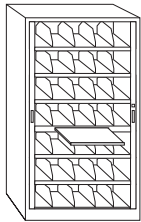
File Harbor Cabinets - 83" Height (76" Interior Height)



Model No.	Description	W	Size H	D	Wt.	List Price	List Price Add "K" Suffix Keyed-Alike
Empty Cabinet – built-in bottom shelf; add other components GSA							
83483	48" W x 83" H	47¼"	83"	17¾"	245	4,941.00	5,059.00
83423	42" W x 83" H	42"	83"	17¾"	220	4,611.00	4,730.00
83363	36" W x 83" H	36"	83"	17¾"	200	4,159.00	4,277.00

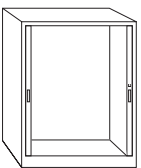


Model No.	Description	W	Size H	D	Wt.	List Price	List Price Add "K" Suffix Keyed-Alike
Preconfigured Cabinet for color-coded end-tab filing. Includes 7 shelves with adjustable filing dividers GSA							
8348A3	48" W x 83" H 4 dividers per shelf.	47¼"	83"	17¾"	355	6,802.00	6,924.00
8342A3	42" W x 83" H 3 dividers per shelf.	42"	83"	17¾"	325	6,420.00	6,539.00
8336A3	36" W x 83" H 3 dividers per shelf.	36"	83"	17¾"	290	5,914.00	6,104.00

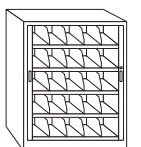


Model No.	Description	W	Size H	D	Wt.	List Price	List Price Add "K" Suffix Keyed-Alike
Same as above except one standard shelf replaced with pull-out reference shelf GSA							
8348B3	48" W x 83" H 4 dividers per shelf.	47¼"	83"	17¾"	364	7,170.00	7,290.00
8342B3	42" W x 83" H 3 dividers per shelf.	42"	83"	17¾"	333	6,652.00	6,775.00
8336B3	36" W x 83" H 3 dividers per shelf.	36"	83"	17¾"	298	6,324.00	6,445.00
912089R	Master Key				1	91.00	

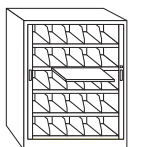
File Harbor Cabinets - 62" Height (55" Interior Height)



Model No.	Description	W	Size H	D	Wt.	List Price	List Price Add "K" Suffix Keyed-Alike
Empty 62" H Cabinet – built-in bottom shelf; add other components							
GSA 62483	48" W x 62" H	47¼"	61½"	17¾"	200	4,051.00	4,170.00
62423	42" W x 62" H	42"	61½"	17¾"	188	3,698.00	3,929.00
GSA 62363	36" W x 62" H	36"	61½"	17¾"	175	3,652.00	3,774.00




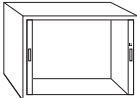
Model No.	Description	W	Size H	D	Wt.	List Price	List Price Add "K" Suffix Keyed-Alike
Preconfigured Cabinet for color-coded end-tab filing. Includes 5 shelves with adjustable filing dividers GSA							
6248A3	48" W x 62" H 4 dividers per shelf.	47¼"	61½"	17¾"	284	5,440.00	5,563.00
6242A3	42" W x 62" H 3 dividers per shelf.	42"	61½"	17¾"	262	5,112.00	5,234.00
6236A3	36" W x 62" H 3 dividers per shelf.	36"	61½"	17¾"	237	4,886.00	5,004.00


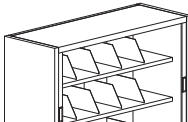


Model No.	Description	W	Size H	D	Wt.	List Price	List Price Add "K" Suffix Keyed-Alike
Same as above except one standard shelf replaced with pull-out reference shelf GSA							
6248B3	48" W x 62" H 4 dividers per shelf.	47¼"	61½"	17¾"	298	5,975.00	6,100.00
6242B3	42" W x 62" H 3 dividers per shelf.	42"	61½"	17¾"	274	5,469.00	5,585.00
6236B3	36" W x 62" H 3 dividers per shelf.	36"	61½"	17¾"	247	5,227.00	5,348.00

Office Suites
Tables & Desks
Meeting Essentials
Personal Organization
Ergonomics
High Density Storage
Storage & Filing
Facilities
Technology Furniture
Art & Engineering
K-12 Education
SAFE Collection Addendum

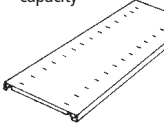



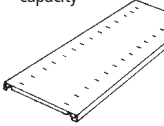



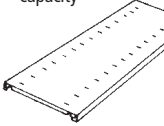



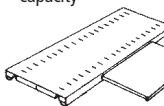



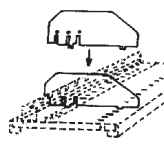




File Harbor Cabinets - 38" Height (34" Interior Height)

Model No.	Description	W	Size H	D	Wt.	List Price	List Price Add "K" Suffix Keyed-Alike
Empty 38"H Cabinet – built-in bottom shelf; add other components 							
 38483	48"W x 38"H	47 ¹ / ₄ "	38"	17 ³ / ₄ "	100	3,623.00	3,743.00
38423	42"W x 38"H	42"	38"	17 ³ / ₄ "	90	3,505.00	3,625.00
38363	36"W x 38"H	36"	38"	17 ³ / ₄ "	80	3,393.00	3,511.00

Model No.	Description	W	Size H	D	Wt.	List Price	List Price Add "K" Suffix Keyed-Alike
Preconfigured Cabinet for color coded – end tab filing. Includes 3 shelves with adjustable filing components 							
 3848A3	48"W x 38"H 4 dividers per shelf	47 ¹ / ₄ "	38"	17 ³ / ₄ "	142	4,393.00	4,512.00
3842A3	42"W x 38"H 3 dividers per shelf	42"	38"	17 ³ / ₄ "	130	4,228.00	4,347.00
3836A3	36"W x 38"H 3 dividers per shelf	36"	38"	17 ³ / ₄ "	105	4,070.00	4,191.00

File Harbor Components

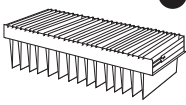

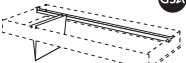
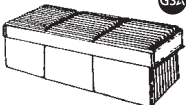
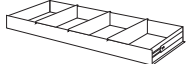
- Shelves have a 200 lb. weight capacity
- Reference shelves have a 100 lb. weight capacity
- Dividers adjust on 2.5" increments

Model No.	Description	W	Size H	D	Wt.	List Price
	 MS4801 42" Shelf (Fits 48"W cabinet)	42"	1"	14 ³ / ₄ "	15	232.00
	 MS4802 Package of 2 shelves				30	413.00
	 MS4803 Package of 3 shelves				45	624.00
	 MS4201 37" Shelf (Fits 42"W cabinet)	36 ³ / ₄ "	1"	14 ³ / ₄ "	13	199.00
	 MS4202 Package of 2 shelves				26	384.00
	 MS4203 Package of 3 shelves				39	577.00
	 MS3601 31" Shelf (Fits 36"W cabinet)	30 ³ / ₄ "	1"	14 ³ / ₄ "	11	185.00
	 MS3602 Package of 2 shelves				22	350.00
	 MS3603 Package of 3 shelves				33	509.00
911196R	Replacement Shelf Hook, 4 pc.				1	116.00
	 MRS48 42" Reference Shelf (Fits 48"W cabinet) Same as MS48 but with 18"W x 11"D pull-out slide	42"	1"	14 ³ / ₄ "	30	829.00
	 MRS42 37" Reference Shelf (Fits 42"W cabinet)	36 ³ / ₄ "	1"	14 ³ / ₄ "	27	815.00
	 MRS36 31" Reference Shelf (Fits 36"W cabinet)	30 ³ / ₄ "	1"	14 ³ / ₄ "	23	773.00
	 MFD48 Adjustable Filing Dividers (Fits 42"W shelf) 4 adjustable filing dividers and 1 backstop for separating file folders	—	6"	13"	4.8	131.00
	 MFD42 Adjustable Filing Dividers (Fits 37"W shelf) 3 adjustable filing dividers and 1 backstop for separating file folders	—	6"	13"	4.3	125.00
	 MFD36 Adjustable Filing Dividers (Fits 31"W shelf) Same as above	—	6"	13"	3.8	114.00
	 MFD4 Set of 4 Extra Filing Dividers No backstop	—	6"	13"	4.0	114.00

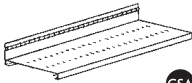

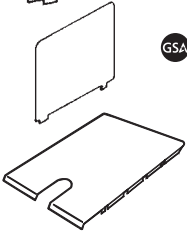
Office Suites
Tables & Desks
Meeting Essentials
Personal Organization
Ergonomics
High Density Storage
Storage & Filing
Facilities
Technology Furniture
Art & Engineering
K-12 Education
SAFE Collection Addendum

File Harbor Cabinet Components - Roll-Out Frame

Safco® Products marketing materials are designed to be used as sales tools for our Dealer network.

Model No.	Description	W	Size H	D	Wt.	List Price
Note: Interlock mechanism included with each roll-out						
 GSA MRF482	Roll-Out Frame (Fits 48"W cabinet) 39 1/4 filing inches For legal-size hanging folders, print-outs, etc., side-to-side format. To accommodate letter-size hanging folders, add MCM481	40 3/4"	3 3/4"	15 3/4"	18	785.00
GSA MRF422	Roll-Out Frame (Fits 42"W cabinet) 34 filing inches To accommodate letter-size folders, add MCM421	35 3/4"	3 3/4"	15 3/4"	17	794.00
GSA MRF362	Roll-Out Frame (Fits 36"W cabinet) 28 filing inches. To accommodate letter-size folders, add MCM361	29 3/4"	3 3/4"	15 3/4"	15	765.00
 GSA MCM	Cross-Member (front-to-back) Creates separations within Roll-Out Frame for filing front to back	1 1/2"	3/4"	15 3/4"	1	102.00
 GSA MCM481	Cross-Member (side-to-side) (Fits MRF482) For filing letter-size hanging folders side-to-side	40 3/4"	3/4"	1 1/2"	2	299.00
GSA MCM421	Cross-Member (side-to-side) (Fits MRF422)	35 3/4"	3/4"	1 1/2"	2	269.00
GSA MCM361	Cross-Member (side-to-side) (Fits MRF362)	29 3/4"	3/4"	1 1/2"	2	231.00
GSA MRP482	Roll-Out Frame for Pendaflex Fits 48"W cabinet Includes 2 Cross-Members; provides 3 rows of letter-size Pendaflex (45 filing inches)	40 3/4"	3 3/4"	15 3/4"	20	1,050.00
 GSA MRP422	Roll-Out Frame for Pendaflex Fits 42"W cabinet Includes 2 Cross-Members; provides 2 rows of letter-size Pendaflex (30 filing inches)	35 3/4"	3 3/4"	15 3/4"	19	1,018.00
GSA MRP362	Roll-Out Frame for Pendaflex Fits 36"W cabinet Includes 2 Cross-Members; provides 2 rows of letter-size Pendaflex (30 filing inches)	29 3/4"	3 3/4"	15 3/4"	17	905.00
 GSA MRD482	Roll-Out Drawer with Dividers Fits 48"W cabinet For storage of diskettes, other media 3 dividers provided (adjust on 1/4" increments)	40 3/4"	3 3/4"	15 3/4"	27	1,260.00
(125# capacity)		Interior: 39"	—	15 1/8"		
GSA MRD422	Roll-Out Drawer with Dividers Fits 42"W cabinet	35 3/4"	3 3/4"	15 3/4"	25	1,198.00
		Interior: 33 3/4"	—	15 1/8"		
GSA MRD362	Roll-Out Drawer with Dividers (Fits 36"W cabinet)	29 3/4"	3 3/4"	15 3/4"	23	1,130.00
		Interior: 27 3/4"	—	15 1/8"		
GSA MDV	Set of 3 Extra Dividers For Roll-Out Drawers		—		3.3	152.00

File Harbor Cabinet Components - Master Shelf

Model No.	Description	W	Size H	D	Wt.	List Price
 GSA MOS48	42" Master Shelf Fits 48"W cabinet To build 41"W file organizing system; accepts shelf supports, dividers, in 1" increments	42"	5 1/4"	14 3/4"	12	443.00
GSA MOS42	37" Master Shelf Fits 42" cabinet Same as above except builds 36"W organizing system	36 3/4"	5 1/4"	14 3/4"	11	432.00
GSA MOS36	31" Master Shelf Fits 36" cabinet Same as above except builds 30"W organizing system	30 3/4"	5 1/4"	14 3/4"	9	401.00
 GSA SS12LC	Shelf Support Supports shelves (below) on 1/2" vertical increments; mounts on Master Shelf (Not compatible with MS48/MS36 shelves)	—	12"	12"	1.5	53.00
GSA D09G503	Dividers - package of 3 To separate binders, manuals, etc.	—	9"	13 1/2"	6.9	112.00
 GSA D09G510	Dividers - package of 10	—	9"	13 1/2"	23	369.00

- GSA Kwik Shelf® Shelving System**
- Shelves fit between Shelf Supports to create sorting or storage pockets for paper, forms or other media
 - Each shelf locks firmly in place, yet removes quickly for easy reconfiguration
 - Shelves are 18-gauge

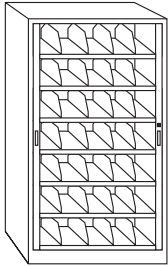
Width	Depth	Wt. per shelf	6-Shelf Package	
			Model No.	List Price
4"	12"	.5	0412P06	139.00
5"	12"	.75	0512P06	149.00
6"	12"	.75	0612P06	154.00
7"	12"	1.0	0712P06	162.00
8"	12"	1.05	0812P06	191.00
9"	12"	1.05	0912P06	210.00
10"	12"	1.15	1012P06	222.00
11"	12"	1.25	1112P06	235.00
12"	12"	1.4	1212P06	238.00
14"	12"	2.3	1412P06	326.00
16"	12"	2.8	1612P06	376.00

File Harbor Cabinets on Kwik-Track – Typicals

Safco® Products marketing materials are designed to be used as sales tools for our Dealer network.

To increase filing density, File Harbor Cabinets can also mount to the Kwik-Track system creating either a bi-file or tri-file lateral sliding cabinet system. In either configuration, the rear of the cabinets are stationary with cabinets in front mounted into a sliding carriage on a track mounted to the floor.

- Heavy-duty aluminum track construction supports 3,500 lbs. per carriage
- Anti-tip arm built into base for stability and easy installation
- Systems are complete with pre-configured cabinets and track systems
- Track system has a Brushed Aluminum finish
- Floor mounting hardware included
- Track adds 2³/₄" to overall height of system
- Dividers included



8342A3 cabinet

Model No.	Description	Dimensions	Wt.	LFI	List Price
36" W options use 8336A3 cabinets					
FH3621	2/1 System	78"W x 38 ¹ / ₂ " D x 85"H	905	651"	18,468.00
FH3632	3/2 System	116"W x 38 ¹ / ₂ " D x 85"H	1,520	1085"	31,711.00
FH3643	4/3 System	156"W x 38 ¹ / ₂ " D x 85"H	2,135	1519"	44,363.00
42" W options use 8342A3 cabinets					
FH4232	3/2 System	137"W x 38 ¹ / ₂ " D x 85"H	1,695	1295"	33,883.00
48" W options use 8348A3 cabinets					
FH48433	4/3/3 System	198"W x 59 ¹ / ₄ " D x 85"H	3,700	2940"	79,729.00
912089R	Master Key for above Cabinet Systems	—	1		91.00



2/1 - 2 Rows; 2 Fixed, 1 Movable, 38¹/₂" D



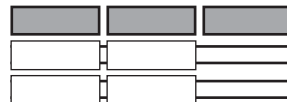
3/2 - 2 Rows; 3 Fixed, 2 Movable, 38¹/₂" D



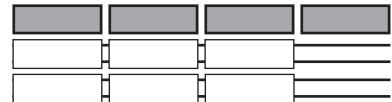
4/3 - 2 Rows; 4 Fixed, 3 Movable, 38¹/₂" D



2/1/1 - 3 Rows; 2 Fixed, 2 Movable, 59¹/₄" D

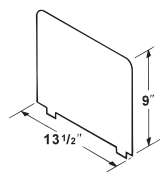


3/2/2 - 3 Rows; 3 Fixed, 4 Movable, 59¹/₄" D




4/3/3 - 3 Rows; 4 Fixed, 6 Movable, 59¹/₄" D

- Separate binders or other media
- Place on adjustable master shelves or cabinet bottom on 1" horizontal increments



GSA Model No.	Wt./Cartons	List Price
D09GS03 (3)	6.9 lbs. / 1 ctn.	112.00
D09GS10 (10)	23 lbs. / 1 ctn.	369.00

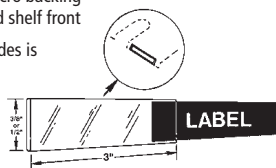
Forms/Storage Cabinets - Shelf Supports



- Not needed at sides of cabinet where shelf support is built in
- Place on cabinet bottom or adjustable master shelves on 1" horizontal increments

Label Holders

- Transparent Label Holders have a self-adhesive, magnetic, or velcro backing and fit securely on beveled shelf front
- A blank insert with four sides is included
- Package of 20



GSA Model No.	Height	Depth	For Shelf Depth of	Wt.	List Price
SS24LM01	21"	11 1/4"	12"	4.7	81.00
SS24GM01	21"	14"	15"	5.3	99.00
SS33LM01	30"	11 1/4"	12"	6	91.00
SS33GM01	30"	14"	15"	7	117.00
SS41LM01	38"	11 1/4"	12"	7.3	113.00
SS41GM01	38"	14"	15"	8.4	131.00
SS48LM01	45"	11 1/4"	12"	8.4	131.00
SS48GM01	45"	14"	15"	9.7	159.00
SS65LS101	57"	11 1/4"	12"	10.6	174.00
SS65GS101	57"	14"	15"	12.3	251.00
SS80LS101	72"	11 1/4"	12"	13	237.00
SS80GS101	72"	14"	15"	15	300.00

Model No.	Description	Width	Height	Wt.	List Price
90145	Self-adhesive	3"	3/8"	1 oz.	49.00
911785	Magnetic	3"	1/2"	3 oz.	73.00
922VEL	Velcro	3"	1/2"	3 oz.	4.00

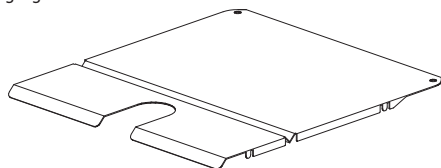
Forms/Storage Cabinets - Shelves

Contact your local Safco Sales Rep Group to discuss space planning specific application, obtain prior approval and quote.

GSA 6-Shelf Package

Kwik-Shelf® Shelving System

- Shelves fit between Shelf Supports to create sorting or storage pockets for paper, forms or other media
- Each shelf locks firmly in place, yet removes quickly for easy reconfiguration
- Shelves are 20-gauge



Model No.	Width	Depth	Wt. per shelf	List Price
0412P06	4"	12"	.5	139.00
0512P06	5"	12"	.75	149.00
0515P06	5"	15"	1.0	155.00
0612P06	6"	12"	.75	154.00
0712P06	7"	12"	1.0	162.00
0812P06	8"	12"	1.05	191.00
0912P06	9"	12"	1.05	210.00
0915P06	9"	15"	2.0	238.00
1012P06	10"	12"	1.15	222.00
1015P06	10"	15"	1.5	254.00
1112P06	11"	12"	1.25	235.00
1115P06	11"	15"	1.65	255.00
1212P06	12"	12"	1.4	238.00
1215P06	12"	15"	1.75	267.00
1412P06	14"	12"	2.3	326.00
1415P06	14"	15"	2.75	353.00
1515P06	15"	15"	2.9	394.00
1612P06	16"	12"	2.8	376.00
1615P06	16"	15"	3.0	412.00

Office Suites
Tables & Desks
Meeting Essentials
Personal Organization
Ergonomics
High Density Storage
Storage & Filing
Facilities
Technology Furniture
Art & Engineering
K-12 Education
SAFE Collection Addendum

ARC™ Rotary File & Empty Cabinet

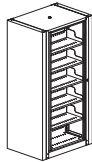
Safco® Products marketing materials are designed to be used as sales tools for our Dealer network.

The ARC™ Rotary File is a double faced unit that rotates easily to provide access to both sides. Using our flexible cantilever style shelving, the ARC provides the most unobstructed filing inches per level and the easiest installation possible. The Complete Starter includes everything needed to house a filing system including the specified number of shelves and dividers. See page 10 Corporate Color Program, paint colors and laminates or go to Safco website to view color swatches.

- Allow 5¼" (letter depth) or 6½" (legal depth) clearance from wall for rotating carriage
- Empty units can be configured in endless variations for mixed media storage solutions
- Alley clearance needed 36"
- Shelves adjust on 1½" H increments; 120 lb. weight capacity per shelf
- Complete Units are ideal for storing color-coded filing

- To order a fully assembled unit, add the letter "B" after the letter "C" in the part number (e.g. ARCB24403S)
- ARC top is unfinished. Work surfaces are available
- Complete units have slotted shelves with two (2) file dividers per 24" wide shelf; three (3) file dividers per 30" wide shelf
- S: Starter, A: Adder
- Standard Lock on all cabinets comes keyed alike
- Adder units attach to either right or left side of starter unit

PRECONFIGURED IDEA STARTERS



GSA

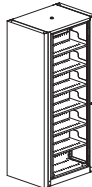
6-Tier Complete

Letter (288 LFI)

Model No.	W	D	H	Wt.	Knockdown List Price	Assembled Model No.	Assembled List Price "B"
ARC24726S	37¼"	26¼"	73"	403	5,519.00	ARCB24726S	6,292.00
ARC24726A	31¾"	26¼"	73"	347	5,061.00	ARCB24726A	5,833.00

Legal (360 LFI)

ARC30726S	46"	32¼"	73"	542	6,974.00	ARCB30726S	7,755.00
ARC30726A	39¼"	32¼"	73"	478	6,426.00	ARCB30726A	7,217.00



GSA

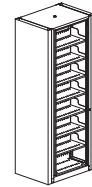
7-Tier Complete

Letter (336 LFI)

ARC24827S	37¼"	26¼"	83½"	427	6,249.00	ARCB24827S	7,035.00
ARC24827A	31¾"	26¼"	83½"	365	5,742.00	ARCB24827A	6,524.00

Legal (420 LFI)

ARC30827S	46"	32¼"	83½"	588	7,750.00	ARCB30827S	8,523.00
ARC30827A	39¼"	32¼"	83½"	516	6,991.00	ARCB30827A	7,908.00



GSA

8-Tier Complete

Letter (384 LFI)

ARC24938S	37¼"	26¼"	94"	478	7,013.00	N/A	N/A
ARC24938A	31¾"	26¼"	94"	408	6,463.00	N/A	N/A

Legal (480 LFI)

ARC30938S	46"	32¼"	94"	632	8,555.00	N/A	N/A
ARC30938A	39¼"	32¼"	94"	550	7,958.00	N/A	N/A

ARC™ Rotary File - Empty Cabinet

See page 10 for Safco Corporate Color Program, Laminates and Paint colors or go to Safco website to view color swatches

Contact your local Safco Sales Rep Group to discuss space planning specific application, obtain prior approval and quote.



GSA

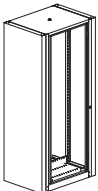
6-Tier Empty

Letter

ARC24726ES	37¼"	26¼"	73"	303	4,295.00	ARCB24726ES	5,053.00
ARC24726EA	31¾"	26¼"	73"	247	3,852.00	ARCB24726EA	4,704.00

Legal

ARC30726ES	46"	32¼"	73"	399	5,297.00	ARCB30726ES	6,182.00
ARC30726EA	39¼"	32¼"	73"	335	4,861.00	ARCB30726EA	5,644.00



GSA


7-Tier Empty

Letter

ARC24827ES	37¼"	26¼"	83½"	323	4,912.00	ARCB24827ES	5,529.00
ARC24827EA	31¾"	26¼"	83½"	261	4,407.00	ARCB24827EA	5,036.00

Legal

ARC30827ES	46"	32¼"	83½"	423	5,930.00	ARCB30827ES	6,634.00
ARC30827EA	39¼"	32¼"	83½"	351	5,343.00	ARCB30827EA	6,053.00



GSA

8-Tier Empty

Letter

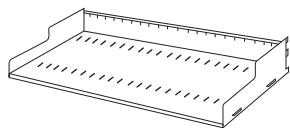
ARC24938ES	37¼"	26¼"	94"	345	5,470.00	N/A	N/A
ARC24938EA	31¾"	26¼"	94"	275	4,935.00	N/A	N/A

Legal

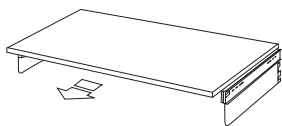
ARC30938ES	46"	32¼"	94"	437	6,648.00	N/A	N/A
ARC30938EA	39¼"	32¼"	94"	355	5,934.00	N/A	N/A

- Not available assembled

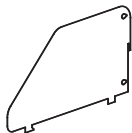
Contact your local Safco Sales Rep Group to discuss space planning specific application, obtain prior approval and quote.



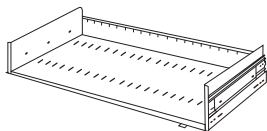
Model No.	W	H	D	Wt.	List Price
GSA Slotted Shelves (SLF)					
ARC2412SLF	24"	6"	12"	8	111.00
ARC3015SLF	30"	6"	15"	12	135.00



GSA Pull Out Reference Shelves (RS)					
ARC2412RS	24"	—	12"	20	464.00
ARC3015RS	30"	—	15"	23	486.00

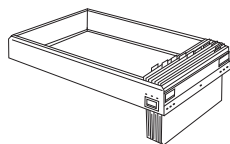


GSA Adjustable File Dividers(DV) – Standard Pack of 6					
F12DV6	—	6"	12"	6	67.00
F15DV6	—	6"	15"	7.5	76.00



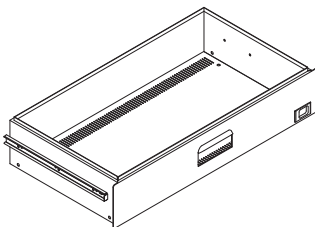
GSA Rollout Shelves (ROSLF)					
ARC2412ROSLF	24"	6"	12"	22	464.00
ARC3015ROSLF	30"	6"	15"	25	528.00

Note: When ordering rollout accessories, **Upright Rollout Supports** must be ordered for each side of the ARC™ Rotary File with installed rollout accessories. (See page 116)



GSA Rollout Hanging Frames (ROHF)					
ARC2412ROHF	24"	—	12"	12.5	464.00
ARC3015ROHF	30"	—	15"	13.5	484.00

Note: When ordering rollout accessories, **Upright Rollout Supports** must be ordered for each side of the ARC™ Rotary File with installed rollout accessories. (See page 116)

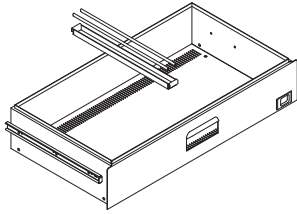


Model No.	H	D	Wt.	List Price
GSA Rollout Drawers (ROD)				
ARC2412ROD105	10½"	12"	32	552.00
ARC3015ROD105	10½"	15"	36	589.00
ARC2412ROD120	12"	12"	37	600.00
ARC3015ROD120	12"	15"	41	643.00

Note: When ordering rollout accessories, **Upright Rollout Supports** must be ordered for each side of the ARC™ Rotary File with installed rollout accessories. (See below)

Office Suites
Tables & Desks
Meeting Essentials
Personal Organization
Ergonomics
High Density Storage
Storage & Filing
Facilities
Technology Furniture
Art & Engineering
K-12 Education
SAFE Collection Addendum

Contact your local Safco Sales Rep Group to discuss space planning specific application, obtain prior approval and quote.



GSA Converter Bar (CB)

Use with rollout drawers or hanging frame kits
To file front-to-back, use the following converter bars:

- Sold individually, not in pairs


Model No.	D	Wt.	List Price
ARC12CB	12"	1	101.00
ARC15CB	15"	1	108.00

GSA Upright Rollout Supports (sold in pairs)

Required on each side of ARC™ Rotary File with Rollout Components

Model No.	Description	List Price
URS6	6-Tier Supports	132.00
URS7	7-Tier Supports	132.00
URS8	8-Tier Supports	132.00

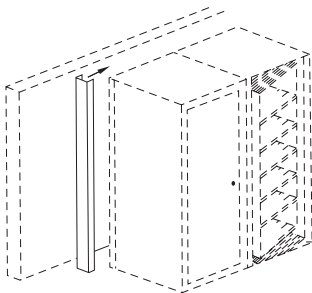
Order 2 pair if filling both sides of the cabinet.



GSA Center Panels (CP)

Used as security or privacy panel between front and back sections of cabinet.

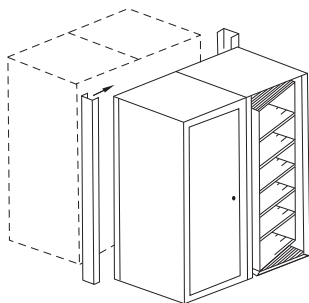
Model No.	W	H	Wt.	List Price
ARC2472CP	23"	6-tier	19	269.00
ARC3072CP	29"	6-tier	24	285.00
ARC2482CP	23"	7-tier	22	290.00
ARC3082CP	29"	7-tier	28	312.00
ARC2493CP	23"	8-tier	25	336.00
ARC3093CP	29"	8-tier	32	363.00



GSA Wall Closure Strips (WCS)

Closes space between ARC™ unit and wall. Letter: 5 1/4", Legal: 6 1/2".

Model No.	Size	H	Wt.	List Price
ARC2472WCS	LTR	6-tier	18	151.00
ARC3072WCS	LGL	6-tier	20	151.00
ARC2482WCS	LTR	7-tier	23	181.00
ARC3082WCS	LGL	7-tier	28	177.00
ARC2493WCS	LTR	8-tier	27	210.00
ARC3093WCS	LGL	8-tier	30	210.00

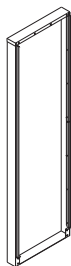


GSA Back-to-Back Closure Strips (BTB)

Used to enclose the space between two ARC™ units when placed back-to-back.
Letter: 10 1/2", Legal: 13".

Model No.	Size	H	Wt.	List Price
ARC2472BTB	LTR	6-tier	32	181.00
ARC3072BTB	LGL	6-tier	32	181.00
ARC2482BTB	LTR	7-tier	40	210.00
ARC3082BTB	LGL	7-tier	40	206.00
ARC2493BTB	LTR	8-tier	48	233.00
ARC3093BTB	LGL	8-tier	48	238.00

Contact your local Safco Sales Rep Group to discuss space planning specific application, obtain prior approval and quote.

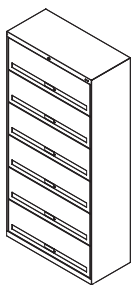


GSA End Panel Assemblies (EP)

Model No.	Size	H	Wt.	List Price
ARC2472EP	LTR	6-tier	29	731.00
ARC3072EP	LGL	6-tier	33	837.00
ARC2482EP	LTR	7-tier	32	837.00
ARC3082EP	LGL	7-tier	37	849.00
ARC2493EP	LTR	8-tier	36	914.00
ARC3093EP	LGL	8-tier	42	994.00

Flip-N-File™ Cabinet

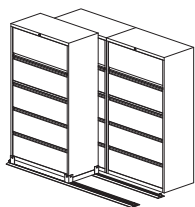
- The Flip-n-File™ Cabinet comes fully assembled and ready to use.
- Shelves are fixed with a 9³/₄" H clearance between shelves
- 120 lb. load capacity per shelf
- Inside width dimension of each shelf is 34"
- Accommodates letter or legal filing
- All units come with 4 file dividers per shelf
- Additional dividers are available
- Lock is located at the top of the cabinet
- Standard Finishes: Pebble Gray, Sand Beige and Black Only
- Inside depth is 15¹/₁₆"



Model No.	Description	W	Size H	D	Wt.	List Price	List Price Add "K" Suffix Keyed Alike
FFD5	5 Tier with Doors	36"	63 ¹ / ₂ "	17"	160	3,721.00	3,747.00
FFD6	6 Tier with Doors	36"	75 ¹ / ₄ "	17"	186	4,123.00	4,067.00
FFD7	7 Tier with Doors	36"	87"	17"	212	4,753.00	4,856.00
FFD	Additional Dividers					3.00	-
FFDMK	Master Key				1	34.00	-

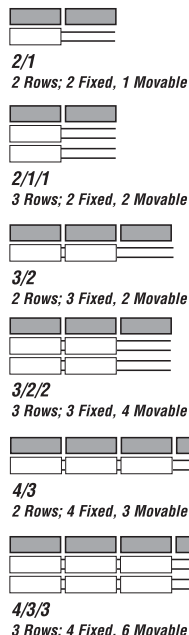
Note: For keyed alike cabinets, add a "K" to the end of the model number. See final column for keyed alike pricing (with door only).

Flip-N-File™ Cabinets on Kwik-Track



To increase filing density, Flip-n-File™ shelving can also mount to Kwik-Track systems creating either a bi-file or tri-file sliding shelving system. In either configuration, the rear row of cabinets are stationary with cabinets in front mounted on a sliding carriage on a track mounted to floor.

- Heavy-duty aluminum track construction supports 3,500 lbs. per carriage
- Anti-tip built into base for stability and easy installation
- Systems are complete with cabinets and track. Four dividers per shelf are included
- Track system has a Brushed Aluminum finish. Floor mounting hardware included
- Track adds 2³/₄" to overall height of system
- All configurations below have doors

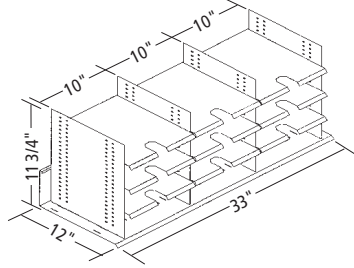


Model No.	Description	Dimensions	Wt.	List Price	List Price Add "K" Suffix Keyed Alike
5-Tier Cabinet 36"D					
FF521	2/1 5-Tier Cabinet	78"W x 36"D x 66 ¹ / ₄ "H	505	12,854.00	-
FF532	3/2 5-Tier Cabinet	116"W x 36"D x 66 ¹ / ₄ "H	840	-	22,281.00
FF543	4/3 5-Tier Cabinet	156"W x 36"D x 66 ¹ / ₄ "H	1,165	30,418.00	-
5-Tier Cabinet 56"D					
FF5322	3/2/2 5-Tier Cabinet	116"W x 56"D x 66 ¹ / ₄ "H	1,150	33,050.00	-
6-Tier Cabinet 36"D					
FF621	2/1 6-Tier Cabinet	78"W x 36"D x 78"H	583	14,404.00	-
FF632	3/2 6-Tier Cabinet	116"W x 36"D x 78"H	970	24,099.00	24,326.00
6-Tier Cabinet 56"D					
FF6322	3/2/2 6-Tier Cabinet	116"W x 56"D x 78"H	1,332	35,671.00	36,102.00
7-Tier Cabinet 36"D					
FF721	2/1 7-Tier Cabinet	78"W x 36"D x 89 ³ / ₄ "H	661	-	16,524.00
FF732	3/2 7-Tier Cabinet	116"W x 36"D x 89 ³ / ₄ "H	1,100	26,574.00	-
FF743	4/3 7-Tier Cabinet	156"W x 36"D x 89 ³ / ₄ "H	1,529	37,174.00	37,845.00
7-Tier Cabinet 56"D					
FF7211	2/1/1 7-Tier Cabinet	78"W x 56"D x 89 ³ / ₄ "H	868	23,078.00	-
FF7322	3/2/2 7-Tier Cabinet	116"W x 56"D x 89 ³ / ₄ "H	1,514	39,803.00	-

Note: For keyed alike cabinets, add a "K" to the end of the model number. See final column for keyed alike pricing.

Office Suites
Tables & Desks
Meeting Essentials
Personalization Organization
Ergonomics
High Density Storage
Storage & Filing
Facilities
Technology Furniture
Art & Engineering
K-12 Education
SAFE Collection Addendum

- Standard Finish: Pebble Gray only

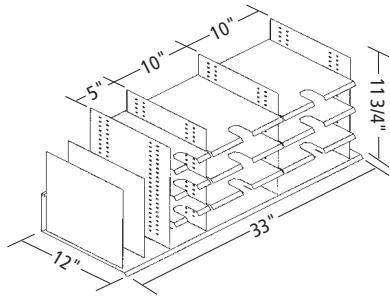


GSA **Manager's System**

Provides 12 pockets, each 10"W x 12"D x 3"H (height adjustable in 1/2" increments)

Model No.	Wt./ Carton	List Price
KB3312D	33 lbs./ 1	686.00

- Standard Finish: Pebble Gray only



GSA **Administrator's System**

Provides eight 10"W x 12"D x 3"H and four 5"W x 12"D x 3"H pockets (height adjustable in 1/2" increments). Two dividers.

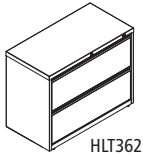
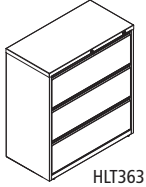
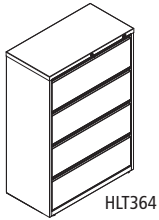

Model No.	Wt./ Carton	List Price
KB3312E	33 lbs. / 1	768.00

Office Suites
Tables & Desks
Meeting Essentials
Personal Organization
Ergonomics
High Density Storage
Storage & Filing
Facilities
Technology Furniture
Art & Engineering
K-12 Education
SAFE Collection Addendum



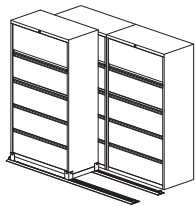


- Full drawer extension on steel ball bearing telescoping slides
- All units feature anti-tipping drawer interlock system that allows only one drawer open at a time
- Full width recessed designer drawer pulls
- Side-to-side rails support letter, legal and/or A4 filing
- Top drawer of 5 Drawer Lateral is a roll out shelf
- Extendable posting shelf between third and fourth drawer on 5 Drawer Laterals
- All files ship keyed random
- Features adjustable leveling glides
- Counter weight included to meet ANSI/BIFMA stability requirements
- Optional front-to-back filing rails available (4-pk.), Black only
- Optional divider kit available (10 pk.) Black only
- Available in Black, Medium Tone, Desert Sage, and Mist



Model No.	Description	Dimensions	Wt.	List Price
5 Drawer Lateral Files				
HLT425	42"W, 5 Drawer Lateral File	42"W x 18 ⁵ / ₈ "D x 67 ⁵ / ₈ "H	230	2,986.00
HLT365	36"W, 5 Drawer Lateral File	36"W x 18 ⁵ / ₈ "D x 67 ⁵ / ₈ "H	202	2,977.00
HLT305	30"W, 5 Drawer Lateral File	30"W x 18 ⁵ / ₈ "D x 67 ⁵ / ₈ "H	179	2,619.00
4 Drawer Lateral Files				
HLT424	42"W, 4 Drawer Lateral File	42"W x 18 ⁵ / ₈ "D x 52 ¹ / ₂ "H	195	2,501.00
HLT364	36"W, 4 Drawer Lateral File	36"W x 18 ⁵ / ₈ "D x 52 ¹ / ₂ "H	174	2,216.00
HLT304	30"W, 4 Drawer Lateral File	30"W x 18 ⁵ / ₈ "D x 52 ¹ / ₂ "H	148	1,923.00
3 Drawer Lateral Files				
HLT423	42"W, 3 Drawer Lateral File	42"W x 18 ⁵ / ₈ "D x 40 ¹ / ₄ "H	173	1,916.00
HLT363	36"W, 3 Drawer Lateral File	36"W x 18 ⁵ / ₈ "D x 40 ¹ / ₄ "H	153	1,782.00
HLT303	30"W, 3 Drawer Lateral File	30"W x 18 ⁵ / ₈ "D x 40 ¹ / ₄ "H	133	1,626.00
2 Drawer Lateral Files				
HLT422	42"W, 2 Drawer Lateral File	42"W x 18 ⁵ / ₈ "D x 28"H	144	1,719.00
HLT362	36"W, 2 Drawer Lateral File	36"W x 18 ⁵ / ₈ "D x 28"H	123	1,471.00
HLT302	30"W, 2 Drawer Lateral File	30"W x 18 ⁵ / ₈ "D x 28"H	101	1,231.00
Optional Accessories				
HLTFBR4	Front-to-Back Filing rails (4 pk.)	1 ³ / ₁₆ "W x 15 ³ / ₄ "D x 3 ³ / ₄ "H	2.5	88.00
HLTDV10	Divider kit (10 pk.)	5 ¹ / ₂ "W x 13 ¹ / ₂ "D x 1"H	8.5	148.00
HMKEY	Master Key	-	-	18.00

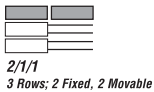
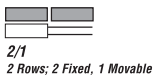
Lateral Files on Kwik-Track



- To increase filing density, lateral files can also mount to Kwik-Track. In either configuration, the rear row of cabinets are stationary with cabinets in front mounted on a sliding carriage on a track mounted to the floor.
- Track and carriage adds 2³/₄" to height of overall system

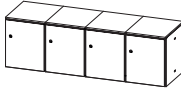
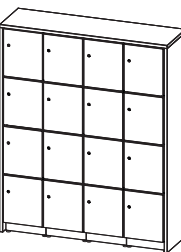


Model No.	Description	Dimensions	Wt.	List Price
36"W 5 Drawer Lateral Files on Kwik-Track				
LATH36521	2/1 Lateral 36"L/5 Drawer System	78"W x 40"D	651	11,195.00
LATH365211	2/1/1 Lateral 36"L/5 Drawer System	78"W x 61 ¹ / ₂ "D	888	16,477.00
LATH36532	3/2 Lateral 36"L/5 Drawer System	116"W x 40"D	1,087	17,910.00
LATH365322	3/2/2 Lateral 36"L/5 Drawer System	116"W x 61 ¹ / ₂ "D	1,568	28,460.00
LATH36543	4/3 Lateral 36"L/5 Drawer System	156"W x 40"D	1,521	26,507.00
LATH365433	4/3/3 Lateral 36"L/5 Drawer System	156"W x 61 ¹ / ₂ "D	2,234	41,191.00
42"W 5 Drawer Lateral Files on Kwik-Track				
LATH42521	2/1 Lateral 42"L/5 Drawer System	90"W x 40"D	740	12,047.00
LATH425211	2/1/1 Lateral 42"L/5 Drawer System	90"W x 61 ¹ / ₂ "D	1,020	17,405.00
LATH42532	3/2 Lateral 42"L/5 Drawer System	137"W x 40"D	1,238	20,224.00
LATH425322	3/2/2 Lateral 42"L/5 Drawer System	137"W x 61 ¹ / ₂ "D	1,768	30,322.00
LATH42543	4/3 Lateral 42"L/5 Drawer System	180"W x 40"D	1,728	28,496.00
LATH425433	4/3/3 Lateral 42"L/5 Drawer System	180"W x 61 ¹ / ₂ "D	2,536	43,434.00



Office Suites
Tables & Desks
Essentials
Person Organization
Ergonomics
High Density Storage
Storage & Filing
Facilities
Technology
Art & Engineering
K-12 Education
SAFE Collection Addendum

- 36" lockers available with two 18" doors with internal dividing shelf
- Keyed (random – master key available) or Digital Locks (revolving code)
- Individual locker modules ship fully assembled
- Concealed adjustable door hinges
- Work surfaces are constructed with 1½" particle board with HPL and 3mm PVC edge banding
- All steel is finished with powder coat paint (white or textured black)
- 4 leveling glides for easy alignment (per locker)
- Ganging hardware included for front to back, side to side, and top to bottom connection
- Optional toe-kick for use with CCL18C & CCL36C

Model #	Description	Fabric Grades/ Model #	List Price Ea.	List Carton Price	Quantity Per Carton	Actual Weight	S-Parcel Billable Weight	Carton Cube	Freight Class
Resi® Storage - Free Standing Lockers									
CC01	Resi® Storage - Single Wide Bench* Locker Height: 18½" Seat Size: 60"W x 18"D Overall Size: 60"W x 18"D x 18½"H	CC01	2,651.00	2,651.00	-	-	LTL	-	-
	Door Material Steel			Upcharge N/C					
	Lock Type Keyed Lock Digital Lock - DL (Price is Per Lock)			Upcharge N/C 106.00					
	Metal Color White Powder Coat Black Textured Powder Coat			N/C N/C					
									
CC06	Resi® Storage - Locker Wall Straight Overall Size: 62½"W x 18½"D x 77½"H	CC06	9,016.00	9,016.00	-	-	LTL	-	-
	Number of Doors for 36" Lockers Double Door - DD			N/C					
	Door Material Steel			Upcharge N/C					
	Lock Type Keyed Lock Digital Lock - DL (Price is Per Lock)			Upcharge N/C 106.00					
	Metal Color White Powder Coat Black Textured Powder Coat			N/C N/C					
									

PLEASE CHOOSE OPTIONS FROM BELOW:

Model	Number of Doors for 36" Lockers	Door Material	Lock Type	Metal Frame Color	High Pressure Laminate (HPL) Worksurface Color	Edge Band Worksurface Color
CC06	DD-Double Door	STE-Steel	KL-Keyed Lock DL-Digital Lock	WH-White BL-Black Textured	DSWT-Designer White CLWN-Columbian Walnut BLAK-Black FNGY-Fashion Gray FUMP-Fusion Maple AISA-Asian Sand	BK-Black DB-Dark Brown WI-Designer White IG-Ice Gray
Example:						
<u>C</u> <u>C</u> <u>0</u> <u>6</u> <u>+</u>	<u>D</u> <u>D</u> <u>+</u>	<u>S</u> <u>T</u> <u>E</u> <u>+</u>	<u>D</u> <u>L</u> <u>+</u>	<u>B</u> <u>L</u> <u>+</u>	<u>D</u> <u>S</u> <u>W</u> <u>T</u> <u>+</u>	<u>I</u> <u>G</u>



Office Suites
Tables & Desks
Meeting Essentials
Personal Organization
Ergonomics
High Density Storage
Storage & Filing
Facilities
Technology Furniture
Art & Engineering
K-12 Education
SAFE Collection Addendum

Resi® Storage - A-Frame Workstation Lockers

Model #	Description	Fabric Grades/ Model #	List Price Ea.	List Carton Price	Quantity Per Carton	Actual Weight	S-Parcel Billable Weight	Carton Cube	Freight Class
	CC08 Resi® Storage - A-Frame Bistro/Counter w/Riser (Long) Counter Size: 75"W x 37"D Locker Surface Height: 37 1/4"H Overall Size: 105"W x 37"D x 41 1/2"H Number of Doors for 36" Lockers Double Door - DD	CC08	8,761.00	8,761.00	-	-	LTL	-	-
	Door Material Steel		N/C	N/C					
	Lock Type Keyed Lock Digital Lock - DL (Price is Per Lock)		N/C 106.00	N/C 106.00					
	Metal Frame Color White Powder Coat Black Textured Powder Coat		N/C N/C	N/C N/C					
	Door Material Steel		N/C	N/C					
	Lock Type Keyed Lock Digital Lock - DL (Price is Per Lock)		N/C 106.00	N/C 106.00					
	CC10 Resi® Storage - A-Frame Bistro/Counter w/o Riser (Long) Counter Size: 105"W x 37"D Overall Size: 105"W x 37"D x 41 1/2"H Number of Doors for 36" Lockers Double Door - DD	CC10	8,680.00	8,680.00	-	-	LTL	-	-
	Door Material Steel		N/C	N/C					
	Lock Type Keyed Lock Digital Lock - DL (Price is Per Lock)		N/C 106.00	N/C 106.00					
	Metal Frame Color White Powder Coat Black Textured Powder Coat		N/C N/C	N/C N/C					
	Door Material Steel		N/C	N/C					
	Lock Type Keyed Lock Digital Lock - DL (Price is Per Lock)		N/C 106.00	N/C 106.00					
	CC11 Resi® Storage - A-Frame Bistro/Counter w/o Riser (Short) Counter Size: 75"W x 37"D Overall Size: 75"W x 37"D x 41 1/2"H Number of Doors for 36" Lockers Double Door - DD	CC11	7,710.00	7,710.00	-	-	LTL	-	-
	Door Material Steel		N/C	N/C					
	Lock Type Keyed Lock Digital Lock - DL (Price is Per Lock)		N/C 106.00	N/C 106.00					
	Metal Frame Color White Powder Coat Black Textured Powder Coat		N/C N/C	N/C N/C					
	Door Material Steel		N/C	N/C					
	Lock Type Keyed Lock Digital Lock - DL (Price is Per Lock)		N/C 106.00	N/C 106.00					

Resi® Storage - Stand-Alone Locker Options

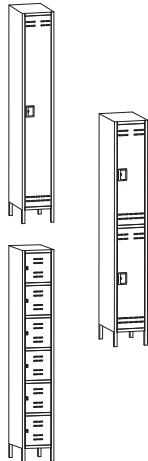
Resi™ Storage - Stand-Alone Locker Options									
Model #	Description	Fabric Grades/ Model #	List Price Ea.	List Carton Price	Quantity Per Carton	Actual Weight	S-Parcel Billable Weight	Carton Cube	Freight Class
	CCL18C Resi® Storage - 18" Single Locker Overall Size: 15"W x 18"D x 18 1/2"H Door Material Steel	CCL18C	506.00	506.00	-	-	LTL	-	-
	Lock Type Keyed Lock Digital Lock - DL (Price is Per Lock)		N/C 106.00	N/C 106.00					
	Metal Color White Powder Coat Black Textured Powder Coat		N/C N/C	N/C N/C					
	Door Material Steel		N/C	N/C					
	Lock Type Keyed Lock Digital Lock - DL (Price is Per Lock)		N/C 106.00	N/C 106.00					
	Metal Color White Powder Coat Black Textured Powder Coat		N/C N/C	N/C N/C					
	CCL36C Resi® Storage - 36" Single Locker with internal shelf between doors Overall Size: 15"W x 18"D x 36 1/2"H Number of Doors for 36" Lockers Double Door - DD	CCL36C	942.00	942.00	-	-	LTL	-	-
	Door Material Steel		N/C	N/C					
	Lock Type Keyed Lock Digital Lock - DL (Price is Per Lock)		N/C 106.00	N/C 106.00					
	Metal Color White Powder Coat Black Textured Powder Coat		N/C N/C	N/C N/C					
	Door Material Steel		N/C	N/C					
	Lock Type Keyed Lock Digital Lock - DL (Price is Per Lock)		N/C 106.00	N/C 106.00					
	CCTK Resi® Storage - Toe-Kick Option for CCL18C & CCL36C Overall Size: 15"W x 15"D x 3 3/4"H Finish: Black Textured-BL, White-WH	CCTKBL CCTKWH	76.00	76.00	-	-	LTL	-	-
	Replacement Keys								
	Replacement Key 201-300*		39.00	39.00	1	1	1	-	110
	920000462 Master Key		39.00	39.00	1	1	1	-	110

* When requesting a replacement key the lock/key number, located on the face of the lock, is required

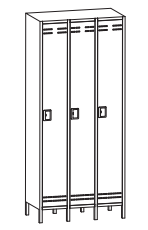
Office Suites
Tables & Desks
Essentials
Personation
Ergonomics
High Density Storage
Storage & Filing
Facilities
Technology Furniture
Art & Engineering
K-12 Education
SAFE Collection Addendum

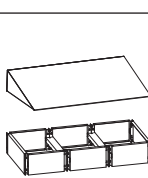
Steel Lockers

Safco® Products marketing materials are designed to be used as sales tools for our Dealer network.

Model #	Description	Model #	List Price Ea.	List Carton Price	Quantity Per Carton	Actual Weight	S-Parcel Billable Weight	Carton Cube	Freight Class	
	Steel Lockers - Single Tier									
	5522	Single Tier Locker 12"W x 18"D x 78"H Finish: Gray-GR, Tan-TN	5522GR 5522TN	516.00	516.00	1	70	LTL	11.84	250
	5523	Double Tier Locker 12"W x 18"D x 78"H Finish: Gray-GR, Tan-TN	5523GR 5523TN	543.00	543.00	1	71	LTL	11.63	125
5524	Six Tier Locker 12"W x 18"D x 78"H Finish: Gray-GR, Tan-TN	5524GR 5524TN	676.00	676.00	1	78	LTL	12.48	125	

	5516	Single Sloped Metal Locker Hood Addition 12"W x 18"D x 6"H	5516GR 5516TN	60.00	60.00	1	6.2	6.2	0.48	150
	5519	Single Continuous Metal Locker Base Addition 11¾"W x 16"D x 5¼"H	5519GR 5519TN	60.00	60.00	1	6.2	6.2	0.45	150

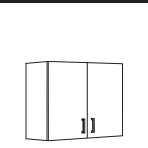

	Steel Lockers - 3 Column								
	5525	Single Tier Locker - 3 Column 36"W x 18"D x 78"H Finish: Gray-GR, Tan-TN	5525GR 5525TN	1,210.00	1,210.00	1	177	LTL	32.85

	5518	Triple Sloped Metal Locker Hood Addition 36"W x 18"D x 6"H	5518GR 5518TN	120.00	120.00	1	13.7	13.7	1.36	150
	5520	Triple Continuous Metal Locker Base Addition 35"W x 16"D x 5¼"H	5520GR 5520TN	120.00	120.00	1	13.7	13.7	1.25	150





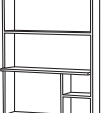

Steel Storage Cabinets

	Steel Storage Cabinets								
	5532	Steel Storage Cabinet - 72"H 30"W x 18"D x 72"H Finish: Gray-GR	5532GR	1,450.00	1,450.00	1	139	LTL	27.26

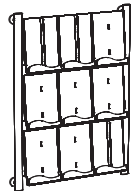
Hospitality Cabinets

	Hospitality Cabinets									
	1700	Hospitality Wall Cabinet Overall: 36"W x 15"D x 30"H Finish: Asian Night/Black-AN, Mahogany/Rustic Slate-MH	1700AN 1700MH	897.00	897.00	1	86	LTL	3.91	65
	1701	Hospitality 2 Door/1 Drawer Base Cabinet Countertop: 36"H, Overall: 36"W x 25"D x 39"H Finish: Asian Night/Black-AN, Mahogany/Rustic Slate-MH	1701AN 1701MH	1,744.00	1,744.00	1	152	LTL	5.97	65

Office Suites
Tables & Desks
Meeting Essentials
Personal Organization
Ergonomics
High Density Storage
Storage & Filing
Facilities
Technology Furniture
Art & Engineering
K-12 Education
SAFE Collection Addendum

	Model #	Description	Model #	List Price Ea.	List Carton Price	Quantity Per Carton	Actual Weight	S-Parcel Billable Weight	Carton Cube	Freight Class
	1702	Hospitality 2 Door Base Cabinet Countertop: 36" H, Overall: 36"W x 25"D x 39"H Finish: Asian Night/Black-AN, Mahogany/Rustic Slate-MH	1702AN 1702MH	1,631.00	1,631.00	1	154	LTL	5.97	65
	1703	Hospitality 3 Drawer Base Cabinet Countertop: 36" H, Overall: 36"W x 25"D x 39"H Finish: Asian Night/Black-AN, Mahogany/Rustic Slate-MH	1703AN 1703MH	2,025.00	2,025.00	1	182	LTL	5.97	65
	1704	Hospitality Waste Management Base Cabinet Countertop: 36" H, Overall: 36"W x 25"D x 39"H Finish: Asian Night/Black-AN, Mahogany/Rustic Slate-MH	1704AN 1704MH	1,531.00	1,531.00	1	121	LTL	4.7	65
	9669	Rectangular Rigid Plastic Liner 36 Gallon Capacity	9669	228.00	228.00	1	11	49	4.53	250
	1705	Hospitality Appliance Base Cabinet Countertop: 36" H, Overall: 36"W x 25"D x 39"H Finish: Asian Night/Black-AN, Mahogany/Rustic Slate-MH	1705AN 1705MH	1,770.00	1,770.00	1	138	LTL	5.06	65
	1706	Hospitality Appliance Hutch Cabinet Overall: 36"W x 18"D x 48"H Finish: Asian Night/Black-AN, Mahogany/Rustic Slate-MH	1706AN 1706MH	896.00	896.00	1	90	LTL	4.54	65

Luxe™ Literature Displays



4134SL Luxe™ 9 Pocket Display
9 Magazine or 18 Pamphlet
31¾"W x 5"D x 41"H
Finish: Silver-SL

4134SL 456.00 456.00 1 15 24 2.0 125

Reveal™ Literature Displays



Reveal™ Literature Displays

5602CL Reveal™ Display - 12 Magazine
30"W x 2"D x 49"H
Finish: Clear-CL

5602CL 579.00 579.00 1 13 42 3.96 250



5603CL Reveal™ Display - 9 Magazine
30"W x 2"D x 36¾"H
Finish: Clear-CL

5603CL 517.00 517.00 1 12 32 3.06 250



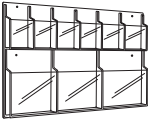
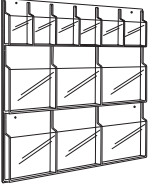
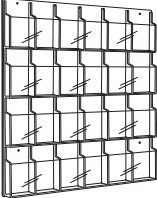
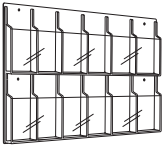
5600CL Reveal™ Display - 6 Magazine/12 Pamphlet
30"W x 2"D x 45"H
Finish: Clear-CL

5600CL 553.00 553.00 1 12 39 3.7 250


Office Suites
Tables & Desks
Meeting Essentials
Personnel Organization
Ergonomics
High Density Storage
Storage & Filing
Facilities
Technology Furniture
Art & Engineering
K-12 Education
SAFE Collection Addendum

Reveal™ Literature Displays

Safco® Products marketing materials are designed to be used as sales tools for our Dealer network.

Model #	Description	Model #	List Price Ea.	List Carton Price	Quantity Per Carton	Actual Weight	S-Parcel Billable Weight	Carton Cube	Freight Class
 5605CL	Reveal™ Display - 3 Magazine/6 Pamphlet 30"W x 2"D x 22½"H Finish: Clear-CL	5605CL	390.00	390.00	1	6	21	1.84	250
 5606CL	Reveal™ Display - 6 Pamphlet/6 Magazine 30"W x 2"D x 34¼"H Finish: Clear-CL	5606CL	513.00	513.00	1	9	31	2.7	250
Reveal™ Literature Displays									
 5601CL	Reveal™ Display - 24 Pamphlet 30"W x 2"D x 41"H Finish: Clear-CL	5601CL	546.00	546.00	1	10	35	3.52	250
 5604CL	Reveal™ Display - 12 Pamphlet 30"W x 2"D x 20¼"H Finish: Clear-CL	5604CL	349.00	349.00	1	5	20	1.83	250

Reveal™ Tabletop Displays


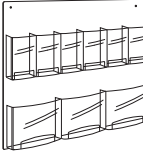
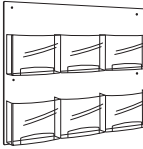
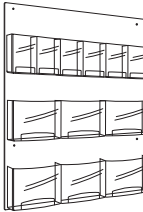
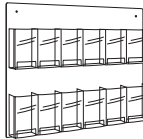
 5698CL	Reveal™ Tabletop Display, Triangle - 6 Magazine 15"W x 15"D x 14"H Finish: Clear-CL	5698CL	285.00	285.00	1	11	30	2.72	150
---	---	--------	--------	--------	---	----	----	------	-----



These products are subject to California Proposition 65.

Please visit the product detail www.filingtoday.com/sales@filingtoday.com



Office Suites
Tables & Desks
Meeting Essentials
Personal Organization
Ergonomics
High Density Storage
Storage & Filing
Facilities
Technology Furniture
Art & Engineering
K-12 Education
SAFE Collection Addendum

Model #	Description	Model #	List Price Ea.	List Carton Price	Quantity Per Carton	Actual Weight	S-Parcel Billable Weight	Carton Cube	Freight Class
Clear2c™ Literature Displays									
	5665CL Clear2c™ Display - 9 Magazine 29"W x 3"D x 36"H Finish: Clear-CL	5665CL	419.00	419.00	1	15	30	2.59	150
	5666CL Clear2c™ Display - 3 Magazine/6 Pamphlet 29"W x 3"D x 23½"H Finish: Clear-CL	5666CL	319.00	319.00	1	10	21	1.91	150
	5667CL Clear2c™ Display - 6 Magazine 28¾"W x 3"D x 23½"H Finish: Clear-CL	5667CL	286.00	286.00	1	9	21	1.94	150
	5668CL Clear2c™ Display - 6 Magazine/6 Pamphlet 29"W x 3"D x 36"H Finish: Clear-CL	5668CL	428.00	428.00	1	14	30	2.59	150
	5671CL Clear2c™ Display - 12 Pamphlet 28¾"W x 3"D x 23½"H Finish: Clear-CL	5671CL	305.00	305.00	1	9	21	1.93	150

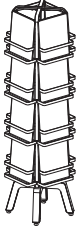
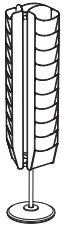



Office Suites
Tables & Desks
Meeting Essentials
Personal Organization
Ergonomics
High Density Storage
Storage & Filing
Facilities
Technology Furniture
Art & Engineering
K-12 Education
SAFE Collection Addendum

Literature Displays

Safco® Products marketing materials are designed to be used as sales tools for our Dealer network.


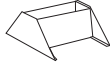

Model #	Description	Model #	List Price Ea.*	List Carton Price	Quantity Per Carton	Actual Weight	S-Parcel Billable Weight	Carton Cube	Freight Class
	Steel Literature Displays 4128CH Rotary Brochure Rack 32 Compartments 15"W x 15"D x 60"H Finish: Charcoal-CH	4128CH	490.00	490.00	1	20	42	3.89	150
	4139CH Rotary Literature Rack 16 Compartments 15"W x 15"D x 60"H Finish: Charcoal-CH	4139CH	482.00	482.00	1	17	36	3.39	150

Onyx™ Mesh Display Racks

	5580BL Onyx™ Rotating Magazine Stand - 16 Pocket 18¼"W x 18¼"D x 58¾"H Finish: Black-BL	5580BL	616.00	616.00	1	48.4	106	9.64	85
	5577BL Onyx™ Rotating Mesh Magazine Display - 30 Pocket 16½" Dia. x 66"H Finish: Black-BL	5577BL	603.00	603.00	1	44	70	6.59	85
	5578BL Onyx™ Mesh Wall Mount Magazine Rack - 5 Pocket 10¼"W x 3½"D x 28¾"H Finish: Black-BL	5578BL	140.00	140.00	1	6	12	1.06	150
	5579BL Onyx™ Mesh Wall Mount Magazine Rack - 10 Pocket 10¼"W x 3½"D x 50¾"H Finish: Black-BL	5579BL	208.00	208.00	1	10	21	1.86	150
	Onyx™ Mesh Floor Rack 6461BL Onyx™ Mesh Floor Rack - 5 Pocket Pocket Size: 12¼"W x 2¼"D x 8½"H Overall: 12½"W x 18½"D x 46"H Finish: Black-BL	6461BL	152.00	152.00	1	13	22	1.84	250






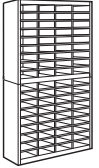

Office Suites
Tables & Desks
Meeting Essentials
Personal Organization
Ergonomics
High Density Storage
Storage & Filing
Facilities
Technology Furniture
Art & Engineering
K-12 Education
SAFE Collection Addendum

	Model #	Description	Model #	List Price Ea.	List Carton Price	Quantity Per Carton	Actual Weight	S-Parcel Billable Weight	Carton Cube	Freight Class	
	Steel Magazine & Brochure Racks										
	4321	Steel Magazine Rack - 11 Pocket 10"W x 4"D x 36 1/4"H Finish: Black-BL, Gray-GR	4321BL 4321GR	238.00	238.00	1	13	14	1.33	250	
	4322	Steel Magazine Rack - 23 Pocket 10"W x 4"D x 65 1/2"H Finish: Black-BL, Gray-GR	4322BL 4322GR	344.00	344.00	1	24	28	2.45	250	
	4323	Base for Steel Magazine Racks 10"W x 14"D x 5 1/4"H Finish: Black-BL, Gray-GR	4323BL 4323GR	63.00	63.00	1	4	6	0.56	250	
	4325	Steel Rotary Magazine Rack - 92 Pocket 14"W x 14"D x 68"H Finish: Black-BL	4325BL	1,382.00	1,382.00	1	104	LTL	12.09	250	




E-Z Stor® Steel Literature Organizers




Safco® Products marketing materials are designed to be used as sales tools for our Dealer network.

	Model #	Description	Model #	List Price Ea.	List Carton Price	Quantity Per Carton	Actual Weight	S-Parcel Billable Weight	Carton Cube	Freight Class
E-Z Stor® Steel Literature Organizers										
	9211	E-Z Stor® Steel Literature Organizer - 24 Compartment 37½"W x 12¾"D x 25¾"H Finish: Black-BLR, Gray-GRR, Tropic Sand-TSR	9211BLR 9211GRR	727.00	727.00	1	58	59	2.56	70
		Can be wall mounted using 9200BL								
	9221	E-Z Stor® Steel Literature Organizer - 36 Compartment 37½"W x 12¾"D x 36¾"H Finish: Black-BLR, Gray-GRR, Tropic Sand-TSR	9221BLR 9221GRR	885.00	885.00	1	80	80	2.56	70
		Can be wall mounted using 9200BL								
	9231	E-Z Stor® Steel Literature Organizer - 60 Compartment 37½"W x 12¾"D x 60"H Finish: Black-BLR, Gray-GRR, Tropic Sand-TSR	9231BLR 9231GRR	1,406.00	1,406.00	1	139	LTL	6.81	70
	9241	E-Z Stor® Steel Literature Organizer - 72 Compartment 37½"W x 12¾"D x 71"H Finish: Black-BLR, Gray-GRR, Tropic Sand-TSR	9241BLR 9241GRR	1,567.00	1,567.00	1	158	LTL	6.78	70
	9200BL	E-Z Stor® Wall Mounting Brackets 34"W x 4"H Finish: Black-BL	9200BL	125.00	125.00	1	4.8	5	0.11	60

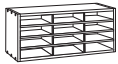


E-Z Stor® Steel Project Organizers

	9264GR	E-Z Stor® Steel Project Organizer - 18 Compartment 37½"W x 15¾"D x 36¾"H Finish: Gray-GR	9264GR	1,004.00	1,004.00	1	73	74	3.57	70
		Can be wall mounted - use 9200BL								




Value Sorter® Steel Literature Organizers

Value Sorter® Steel Literature Organizers										
	7111	Value Sorter® Literature Organizer - 24 Compartment 32¾"W x 13¾"D x 25¾"H Finish: Black-BL, Medium Oak-MO	7111BL 7111MO	372.00	372.00	1	27	27	2.64	70
	7121	Value Sorter® Literature Organizer - 36 Compartment 32¾"W x 13¾"D x 38"H Finish: Black-BL, Medium Oak-MO	7121BL 7121MO	431.00	431.00	1	37	38	3.19	70
	7131	Value Sorter® Literature Organizer - 72 Compartment 32¾"W x 13¾"D x 75"H Finish: Black-BL, Medium Oak-MO	7131BL 7131MO	740.00	740.00	1	67	68	5.03	70


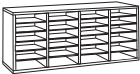


Wood/Corrugated Literature Organizers

	Model #	Description	Model #	List Price Ea.	List Carton Price	Quantity Per Carton	Actual Weight	S-Parcel Billable Weight	Carton Cube	Freight Class
Wood/Corrugated Literature Organizers										
	9401MO	Wood/Corrugated - 12 Compartment 29"W x 12"D x 12"H Finish: Medium Oak-MO	9401MO	179.00	179.00	1	18	18	0.94	85
	9402MO	Wood/Corrugated - 24 Compartment 29"W x 12"D x 23½"H Finish: Medium Oak-MO	9402MO	213.00	213.00	1	30	30	1.43	70
	9403MO	Wood/Corrugated - 36 Compartment 29"W x 12"D x 34½"H Finish: Medium Oak-MO	9403MO	275.00	275.00	1	33	33	1.87	70

E-Z Stor® Wood Literature Organizers

	9311	E-Z Stor® Wood Literature Organizer - 24 Compartment 40"W x 11¼"D x 23"H Finish: Cherry-CY, Mahogany-MH	9311CY 9311MH	659.00	659.00	1	67	67	2.48	70
	9321	E-Z Stor® Wood Literature Organizer - 36 Compartment 40"W x 11¼"D x 32½"H Finish: Mahogany-MH	9321MH	795.00	795.00	1	90	90	3.14	70
	9331	E-Z Stor® Literature Organizer - 60 Compartment 40"W x 11¼"D x 52½"H Finish: Mahogany-MH	9331MH	1,319.00	1,319.00	1	132	132	4.58	70

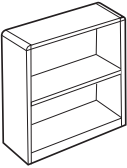
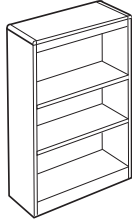
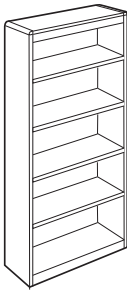
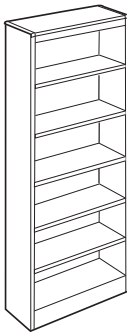
Wood Adjustable Literature Organizers

	9422	Wood Adjustable Literature Organizer - 16 Compartment 19½"W x 11¼"D x 21"H Finish: Gray-GR, Medium Oak-MO	9422GR 9422MO	217.00	217.00	1	24	24	0.65	85
	9423	Wood Adjustable Literature Organizer - 24 Compartment 39¼"W x 11¼"D x 16¼"H Finish: Gray-GR, Medium Oak-MO	9423GR 9423MO	273.00	273.00	1	41	41	1.24	85
	9424	Wood Adjustable Literature Organizer - 36 Compartment 39¼"W x 11¼"D x 24"H Finish: Gray-GR, Medium Oak-MO	9424GR 9424MO	331.00	331.00	1	52	52	1.62	85
	9494	Wood Adjustable Literature Organizer 32 Compartment/2 Drawer 39¼"W x 11¼"D x 25¼"H Finish: Gray-GR, Medium Oak-MO	9494GR 9494MO	383.00	383.00	1	70	70	1.96	85













ValueMate® Steel Bookcases

Safco® Products marketing materials are designed to be used as sales tools for our Dealer network.

Model #	Description	Model #	List Price Ea.	List Carton Price	Quantity Per Carton	Actual Weight	S-Parcel Billable Weight	Carton Cube	Freight Class
ValueMate® Steel Bookcases									
	7170 ValueMate® Steel Bookcase - 2 Shelf Weight Capacity: 70 lbs./Shelf Overall Size: 31½"W x 13½"D x 28"H Finish: Black-BL, Gray-GR	7170BL 7170GR	274.00	274.00	1	25	31	2.69	85
	7171 ValueMate® Steel Bookcase - 3 Shelf Weight Capacity: 70 lbs./Shelf Overall Size: 31½"W x 13½"D x 41"H Finish: Black-BL, Gray-GR	7171BL 7171GR	321.00	321.00	1	31	32	3.14	85
	7173 ValueMate® Steel Bookcase - 5 Shelf Weight Capacity: 70 lbs./Shelf Overall Size: 31½"W x 13½"D x 67"H Finishes: Black-BL, Gray-GR	7173BL 7173GR	508.00	508.00	1	50	50	3.65	85
	7174 ValueMate® Steel Bookcase - 6 Shelf Weight Capacity: 70 lbs./Shelf Overall Size: 31½"W x 13½"D x 80"H Finish: Black-BL, Gray-GR	7174BL 7174GR	581.00	581.00	1	55	55	3.62	85



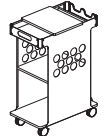
Office Suites
Tables & Desks
Meeting Essentials
Personal Organization
Ergonomics
High Density Storage
Storage & Filing
Facilities
Technology Furniture
Art & Engineering
K-12 Education
SAFE Collection Addendum

	Model #	Description	Model #	List Price Ea.	List Carton Price	Quantity Per Carton	Actual Weight	S-Parcel Billable Weight	Carton Cube	Freight Class	
	Mobile Book Carts										
	5333BL	Wire Book Cart 44"W x 18½"D x 40¼"H Finish: Black-BL	5333BL	419.00	419.00	1	38	39	2.18	70	
	5335BL	Scoot™ Book Cart - Double-Sided - 6 Shelf 41¼"W x 17¾"D x 41¼"H Finish: Black-BL	5335BL	751.00	751.00	1	73	74	5.23	85	
	5336BL	Scoot™ Book Cart - Single-Sided - 3 Shelf 33"W x 14¼"D x 44¼"H Finish: Black-BL	5336BL	606.00	606.00	1	60	60	4.68	85	
	Steel Mobile Book Carts										
	5357SA	Steel Book Cart - Double-Sided - 6 Shelf 36"W x 18½"D x 43½"H Finish: Sand-SA	5357SA	982.00	982.00	1	72	LTL	17.23	250	
	5358SA	Steel Book Cart - Single-Sided - 3 Shelf 36"W x 14¼"D x 43½"H Finish: Sand-SA	5358SA	816.00	816.00	1	52	LTL	13.93	250	
	Wire Mobile File Carts										
	Wire Mobile File Carts										
	5201	Wire Mobile Cart 14"W x 24"D x 20¼"H Finish: Black-BL, Gray-GR	5201BL 5201GR	181.00	181.00	1	13	13	0.77	70	
	5277BL	Compact Mobile File Cart 15½"W x 14"D x 19¼"H Finish: Black-BL	5277BL	168.00	168.00	1	8	9	0.49	70	
		5278BL	Two Tier Rolling File Cart 25¼"W x 14"D x 29¼"H Finish: Black-BL	5278BL	298.00	298.00	1	20	20	1.49	70
Wire Utility Carts											
	5337BL	Wire Utility Cart - 2 Shelf Weight Capacity: 200 lbs./Shelf 43¾"W x 19"D x 40¼"H Finish: Black-BL	5337BL	316.00	316.00	1	29	29	81.46	70	
		5338BL	Wire Utility Cart - 3 Shelf Weight Capacity: 200 lbs./Shelf 43¾"W x 19"D x 40¼"H Finish: Black-BL	5338BL	385.00	385.00	1	37	37	2.25	70
Scoot™ Steel Utility Cart											
	5339BL	Scoot™ Steel Utility Cart - 3 Shelf Weight Capacity: 100 lbs./Shelf 31"W x 18"D x 38"H Finish: Black-BL	5339BL	679.00	679.00	1	50	50	3.91	85	


Office Suites
Tables & Desks
Meeting Essentials
Person Organization
Ergonomics
High Density Storage
Storage & Filing
Facilities
Technology Furniture
Art & Engineering
K-12 Education
SAFE Collection Addendum

Mobile Carts

Safco® Products marketing materials are designed to be used as sales tools for our Dealer network.

Model #	Description	Model #	List Price Ea.	List Carton Price	Quantity Per Carton	Actual Weight	S-Parcel Billable Weight	Carton Cube	Freight Class
 5390	Go Cart™ Organizer - 8 Compartment 21½"W x 14½"D x 26½"H Finish: Black-BL, Gray-GR	5390BL 5390GR	427.00	427.00	1	40	40	2.79	100
 5202WH	Rolling Storage Cart Overall Size: 28"W x 20"D x 33½"H Work Surface: 28"W x 20"D Slide-Out Drawers: 15½"W x 15½"D x 5"H 15½"W x 15½"D x 13¾"H Side Compartment: 5½"W x 17"D x 7"H Finish: Silver Frame with White Top-WH	5202WH	989.00	989.00	1	98.20	103	9.88	70
 5209WH	Mini Rolling Storage Cart Overall Size: 15"W x 25¼"D x 34½"H Finish: Silver Frame with Natural Top-WH	5209WH	548.00	548.00	1	45	46	2.82	100

Mesh Mobile File Carts



 5350BL	Mesh Tub File with Open Top 13½"W x 24¼"D x 27½"H Finish: Black-BL	5350BL	442.00	442.00	1	21	21	1.13	70
---	---	--------	--------	--------	---	----	----	------	----

Steel Tub Files


 5361	Standard Steel Tub File, Letter with Lock 13½"W x 19¼"D x 28"H Finish: Black-BL	5361BL	407.00	407.00	1	27	62	5.95	250
 5362	Extra Deep Steel Tub File, Letter with Lock 13½"W x 24¼"D x 28¼"H Finish: Black-BL	5362BL	419.00	419.00	1	33	73	6.81	250
 5363	Extra Deep Steel Tub File, Legal with Lock 16½"W x 24¼"D x 28¼"H Finish: Black-BL	5363BL	619.00	619.00	1	37	87	7.98	250
 5364	Steel Tub File, Letter with Drawer & Lock 17"W x 26"D x 28"H Finish: Black-BL	5364BL	945.00	945.00	1	59	LTL	8.35	125







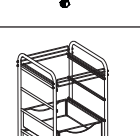
Office Suites
Tables & Desks
Meeting Essentials
Personal Organization
Ergonomics
High Density Storage
Storage & Filing
Facilities
Technology Furniture
Art & Engineering
K-12 Education
SAFE Collection Addendum

	Model #	Description	Model #	List Price Ea.	List Carton Price	Quantity Per Carton	Actual Weight	S-Parcel Billable Weight	Carton Cube	Freight Class
	Scoot™ Mobile Carts									
	5370BL	Scoot™ Cart with Work Surface 29½"W x 18¾"D x 27"H Finish: Black-BL	5370BL	630.00	630.00	1	44	44	2.81	100
	5373BL	Scoot™ Open Top Cart 28"W x 14¾"D x 26"H Finish: Black-BL	5373BL	448.00	448.00	1	29	29	2.09	100

Steel Mobile File Cart








	Steel Mobile File Cart									
	5353BL	Steel Mobile File with Locking Top 33¾"W x 17"D x 27"H Finish: Black-BL	5353BL	728.00	728.00	1	45	45	2.64	70

Onyx™ Mesh Mobile File Carts

	5211BL	Onyx™ Mesh Rolling File Cube, Letter 13¾"W x 16¾"D x 13"H Finish: Black-BL	5211BL	107.00	107.00	1	7	10	0.8	100
	5212BL	Onyx™ Mesh File Cart with 2 File Drawers 15¾"W x 17"D x 27"H Finish: Black-BL	5212BL	228.00	228.00	1	17	19	1.75	100
	5213BL	Onyx™ Mesh File Cart with File Drawer & 2 Small Drawers 15¾"W x 17"D x 27"H Finish: Black-BL	5213BL	244.00	244.00	1	21	21	1.87	100
	5214BL	Onyx™ Mesh File Cart with 4 Drawers 15¾"W x 17"D x 27"H Finish: Black-BL	5214BL	267.00	267.00	1	23	23	1.85	100
	5215BL	Onyx™ Mesh Open File with Drawers 15¾"W x 17"D x 27"H Finish: Black-BL	5215BL	234.00	234.00	1	15	19	1.87	100

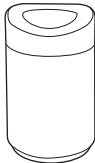



Office Suites
Tables & Desks
Meeting Essentials
Personal Organization
Ergonomics
High Density Storage
Storage & Filing
Facilities
Technology Furniture
Art & Engineering
K-12 Education
SAFE Collection Addendum


Model #	Description	Model #	List Price Ea.	List Carton Price	Quantity Per Carton	Actual Weight	S-Parcel Billable Weight	Carton Cube	Freight Class
Reflections by Safco®									
	9871 Reflections by Safco® Dome, Open Top 15 Gallon Capacity 6" Dome Top 15" Dia. x 34"H Finish: Chrome/Black	9871	628.00	628.00	1	23	70	6.61	250
	9875 Reflections by Safco® Dome, Open Top 15 Gallon Capacity 6" Dome Top 15" Dia. x 34"H Finish: Chrome	9875	855.00	855.00	1	23	70	6.61	250
	9893 Reflections by Safco® Push Top Square Receptacle 21 Gallon Capacity Spring-loaded, Self-closing Door 14" x 14" x 37½"H Finish: Black/Chrome	9893	494.00	494.00	1	21	65	6.05	250
	9668 Rectangular Rigid Plastic Liner 21 Gallon Capacity	9668	168.00	168.00	1	5	29	2.69	300
	9895 Reflections by Safco® Push Top Square Receptacle 36 Gallon Capacity Spring-loaded, Self-closing Door 18" x 18" x 37½"H Finish: Black/Chrome	9895	630.00	630.00	1	32	112	10.09	250
	9669 Rectangular Rigid Plastic Liner 36 Gallon Capacity	9669	228.00	228.00	1	11	49	4.53	250
	9695 Reflections by Safco® Open Top Receptacle 35 Gallon Capacity Lid with 8½" Opening 18½" Dia. x 29½"H Finish: Chrome	9695	1,033.00	1,033.00	1	22	78	7.29	250

Office Suites
Tables & Desks
Meeting Essentials
Personal Organization
Ergonomics
High Density Storage
Storage & Filing
Facilities
Technology Furniture
Art & Engineering
K-12 Education
SAFE Collection Addendum



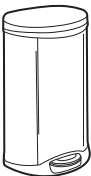
Open Top Receptacles

Model #	Description	Model #	List Price Ea.	List Carton Price	Quantity Per Carton	Actual Weight	S-Parcel Billable Weight	Carton Cube	Freight Class
	9920 Open Top Receptacle 30 Gallon Capacity 20" Dia. x 33"H Finish: Black-BL, Silver-SL, White-WH	9920BL	709.00	709.00	1	45	96	9.19	150
		9920SL	709.00	709.00	1	45	96	9.19	150
		9920WH	709.00	709.00	1	45	96	9.19	150
	9921 Open Top Receptacle 14 Gallon Capacity 16" Dia. x 29"H Finish: Black-BL, Silver-SL, White-WH	9921BL	475.00	475.00	1	28	61	5.81	150
		9921SL	475.00	475.00	1	28	56	5.81	150
		9921WH	475.00	475.00	1	28	56	5.81	150

Black Speckle Waste Receptacles

Model #	Description	Model #	List Price Ea.	List Carton Price	Quantity Per Carton	Actual Weight	S-Parcel Billable Weight	Carton Cube	Freight Class
	9677NC Black Speckle Open Top Receptacle 35 Gallon Capacity 8 1/2" Top Opening 19 1/4" Dia. x 28 1/2" H	9677NC	651.00	651.00	1	23	87	8.1	250

Step-On Receptacles







Model #	Description	Model #	List Price Ea.	List Carton Price	Quantity Per Carton	Actual Weight	S-Parcel Billable Weight	Carton Cube	Freight Class
	9901 Ellipse Step-On Receptacle 3 Gallon Capacity 12"W x 8 1/2"D x 17"H Finish: White-WH, Red-RD	9901WH	130.00	130.00	1	7	18	1.56	150
		9901RD	130.00	130.00	1	7	18	1.56	150
		9901SS	130.00	130.00	1	7	18	1.56	150
	9902 Ellipse Step-On Receptacle 7 1/2 Gallon Capacity 15"W x 13 1/2"D x 26 1/2"H Finish: Stainless Steel-SS	9902SS	296.00	296.00	1	14	41	3.71	150
		9903SS	480.00	480.00	1	15	57	5.44	250
	9903 Ellipse Step-On Can 12 1/2 Gallon Capacity 17 1/2"W x 14"D x 26 1/2"H Finish: Stainless Steel-SS	9903SS	480.00	480.00	1	15	57	5.44	250



Office Suites
Tables & Desks
Meeting Essentials
Personal Organization
Ergonomics
High Density Storage
Storage & Filing
Facilities
Technology Furniture
Art & Engineering
K-12 Education
SAFE Collection Addendum




Plastic Step-On Receptacles

Safco® Products marketing materials are designed to be used as sales tools for our Dealer network.

Model #	Description	Model #	List Price Ea.	List Carton Price	Quantity Per Carton	Actual Weight	S-Parcel Billable Weight	Carton Cube	Freight Class
Plastic Step-On Receptacles									
	9710 Plastic Step-On Waste Receptacle 4 Gallon Capacity 12 1/2"W x 10"D x 15"H Finish: Black-BL, White-WH	9710BL 9710WH	71.00	71.00	1	4	15	1.39	250
	9922 Plastic Step-On Waste Receptacle 17 Gallon Capacity 19 3/4"W x 16 1/4"D x 26 1/2"H Finish: Black-BL, Tan-TN	9922BL 9922TN	162.00	162.00	1	12	51	4.65	250
	9923 Plastic Step-On Waste Receptacle 23 Gallon Capacity 19 3/4"W x 16 1/4"D x 32 1/4"H Finish: Black-BL, Tan-TN	9923BL 9923TN	198.00	198.00	1	14	62	5.76	250
	9924 Plastic Step-On Waste Receptacle 8 Gallon Capacity 15 3/4"W x 16"D x 17 1/4"H Finish: Black-BL, Tan-TN	9924BL 9924TN	118.00	118.00	1	5.2	28	2.56	250
	9925 Plastic Step-On Waste Receptacle 12 Gallon Capacity 15 3/4"W x 16"D x 23 3/4"H Finish: Black-BL, Tan-TN	9925BL 9925TN	143.00	143.00	1	6.4	41	3.62	250
	9926 Plastic Step-On Waste Receptacle 32 Gallon Capacity 21 1/4"W x 20"D x 37"H Finish: Black-BL, Tan-TN	9926BL 9926TN	359.00	359.00	1	22.2	96	8.95	250

Office Suites
Tables & Desks
Meeting Essentials
Personal Organization
Ergonomics
High Density Storage
Storage & Filing
Facilities
Technology Furniture
Art & Engineering
K-12 Education
SAFE Collection Addendum

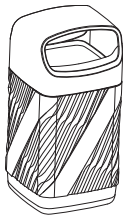
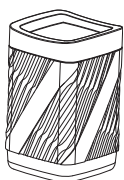
Stainless Step-On Receptacles

Model #	Description	Model #	List Price Ea.	List Carton Price	Quantity Per Carton	Actual Weight	S-Parcel Billable Weight	Carton Cube	Freight Class
Stainless Step-On Receptacles									
	96855S Stainless Step-On Receptacle 4 Gallon Capacity 10½"W x 11½"D x 20"H Finish: Stainless Steel-SS	96855S	186.00	186.00	1	10	22	1.91	150
	96865S Stainless Step-On Receptacle 7 Gallon Capacity 14½"W x 14"D x 20"H Finish: Stainless Steel-SS	96865S	338.00	338.00	1	14	34	3.09	150
	96875S Stainless Step-On Receptacle 10 Gallon Capacity 14½"W x 14"D x 25½"H Finish: Stainless Steel-SS	96875S	395.00	395.00	1	20	47	4.23	150

Dome Top Receptacles

Dome Top Waste Receptacle									
	9636 Dome Top with Push Door 15 Gallon Capacity 15" Dia. x 35"H Finish: Black-BL, Putty-PT, White-WH	9636BL	512.00	512.00	1	20	73	6.56	250
	9639 Dome Top with Open Top 15 Gallon Capacity 15" Dia. x 34"H Finish: Black-BL, Putty-PT, White-WH	9639BL 9639WH	470.00	470.00	1	25	62	6.04	150

Twist™ Indoor/Outdoor Waste Receptacles






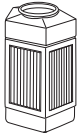
Twist™ Waste Receptacle									
	9371BL Twist Can Closed Top 32 Gallon Capacity 18½"W x 18½"D x 30"H Finish: Black-BL	9371BL	358.00	358.00	1	19	97	8.91	250
	9372BL Twist Can Open Top 32 Gallon Capacity 18½"W x 18½"D x 30"H Finish: Black-BL	9372BL	323.00	323.00	1	15.6	78	6.93	250



Office Suites
Tables & Desks
Meeting Essentials
Personation Organization
Ergonomics
High Density Storage
Storage & Filing
Facilities
Technology Furniture
Art & Engineering
K-12 Education
SAFE Collection Addendum





Canmeleon™ Indoor/Outdoor Series

Safco® Products marketing materials are designed to be used as sales tools for our Dealer network.

Model #	Description	Model #	List Price Ea.	List Carton Price	Quantity Per Carton	Actual Weight	S-Parcel Billable Weight	Carton Cube	Freight Class
Canmeleon™ Aggregate Series Receptacles									
	9470 Canmeleon™ Aggregate Panels, Side Open/Urn 15 Gallon Capacity 13¾"W x 13¾"D x 32¾"H Finish: Black-NC	9470NC	738.00	738.00	1	30	54	5.22	150
	9471 Canmeleon™ Aggregate Panels, Top Open 38 Gallon Capacity 18¾"W x 18¾"D x 31½"H Finish: Black-NC	9471NC	903.00	903.00	1	41	91	8.53	150
	9472 Canmeleon™ Aggregate Panels, Side Open 38 Gallon Capacity 18¾"W x 18¾"D x 39¾"H Finish: Black-NC, Tan-TN	9472NC 9472TN	876.00	876.00	1	43	112	10.53	150
	9473 Canmeleon™ Aggregate Panels, Side Open/Urn 38 Gallon Capacity 18¾"W x 18¾"D x 39¾"H Finish: Black-NC, Tan-TN	9473NC 9473TN	1,232.00	1,232.00	1	45	112	10.53	150
Canmeleon™ Recessed Panel Series Receptacle									
	9478 Canmeleon™ Recessed Panels, Side Open 15 Gallon Capacity 13¾"W x 13¾"D x 32¾"H Finish: Black-BL	9478BL 9478TN	316.00	316.00	1	14	49	4.62	250
	9474 Canmeleon™ Recessed Panels, Side Open/Urn 15 Gallon Capacity 13¾"W x 13¾"D x 32¾"H Finish: Black-BL, Tan-TN	9474BL 9474TN	334.00	334.00	1	14	49	4.62	250
	9475 Canmeleon™ Recessed Panels, Top Open 38 Gallon Capacity 18¾"W x 18¾"D x 31½"H Finish: Black-BL	9475BL	376.00	376.00	1	18	74	7.34	250
	9476 Canmeleon™ Recessed Panels, Side Open 38 Gallon Capacity 18¾"W x 18¾"D x 39¾"H Finish: Black-BL, Tan-TN	9476BL 9476TN	444.00	444.00	1	21	94	9.0	250
	9477 Canmeleon™ Recessed Panels, Side Open/Urn 38 Gallon Capacity 18¾"W x 18¾"D x 39¾"H Finish: Black-BL	9477BL	604.00	604.00	1	23	99	9.11	250
Canmeleon™ Pentagon Indoor/Outdoor Series Receptacles									
	9485BL Canmeleon™ Pentagon 30 Gallon Capacity 18"W x 18½"D x 28¾"H Finish: Black-BL	9485BL	328.00	328.00	1	15	78	6.93	250
	9486BL Canmeleon™ Pentagon 45 Gallon Capacity 24"W x 23"D x 31½"H Finish: Black-BL	9486BL	418.00	418.00	1	24	127	12.1	300

Office Suites
Tables & Desks
Meeting Essentials
Personal Organization
Ergonomics
High Density Storage
Storage & Filing
Facilities
Technology Furniture
Art & Engineering
K-12 Education
SAFE Collection Addendum



Evos™ Series Indoor/Outdoor Steel Receptacles

Model #	Description	Model #	List Price Ea.*	List Carton Price	Quantity Per Carton	Actual Weight	S-Parcel Billable Weight	Carton Cube	Freight Class
Evos™ Series Indoor/Outdoor Steel Receptacles									
	9932BL Evos™ Steel Perforated Panels, Side Open 15 Gallon Capacity 16"W x 16"D x 33¼"H Finish: Black-BL	9932BL	821.00	821.00	1	42	83	7.43	150
	9933BL Evos™ Steel Perforated Panels, Side Open/Urn 15 Gallon Capacity 16"W x 16"D x 33¼"H Finish: Black-BL	9933BL	1,088.00	1,088.00	1	42	81	7.38	150
	9934BL Evos™ Steel Perforated Panels, Side Open 38 Gallon Capacity 21"W x 21"D x 41"H Finish: Black-BL	9934BL	1,102.00	1,102.00	1	68	157	14.46	150
	9935BL Evos™ Steel Perforated Panels, Side Open/Urn 38 Gallon Capacity Finish: Black-BL	9935BL	1,427.00	1,427.00	1	68	157	14.46	150

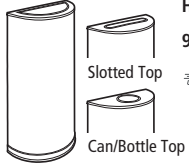
Smoker Receptacles

	Square Sandless Ash N' Trash Urn 9696BL Square Sandless Ash N' Trash Urn 3 Gallon Capacity 9¼"W x 9¼"D x 24¼"H Finish: Black-BL	9696BL	234.00	234.00	1	14	21	1.75	150
	Economy Ash Urn 9698BL Ash Urn 10"Dia. x 20"H Finish: Black-BL	9698BL	133.00	133.00	1	7	17	1.65	150

Waste Receptacles

	At-Your-Disposal® Waste Receptacle 9790BL At-Your-Disposal® Waste Receptacle 38 Gallon Capacity 18"W x 18"D x 32"H Finish: Black-BL	9790BL	207.00	207.00	1	15	37	3.65	150
	At-Your-Disposal® Vertex Receptacle 9799BL At-Your-Disposal® Vertex Receptacle 38 Gallon Capacity 20"Dia. x 36"H Finish: Black-BL	9799BL	434.00	434.00	1	16	47	4.29	250

Half Round Receptacle







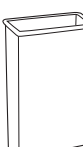
	Half Round Receptacle 9940BL Half Round Receptacle 15 Gallon Capacity 17½"W x 9"D x 32½"H 3 Tops included Finish: Black-BL	9940BL	400.00	400.00	1	10	47	4.28	250
---	---	--------	--------	--------	---	----	----	------	-----

Half-Round Top



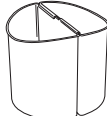

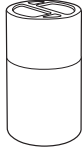
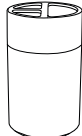

Office Suites
Tables & Desks
Meeting Essentials
Personal Organization
Ergonomics
High Density Storage
Storage & Filing
Facilities
Technology Furniture
Art & Engineering
K-12 Education
SAFE Collection Addendum

Waste Receptacles



Safco® Products marketing materials are designed to be used as sales tools for our Dealer network.

Model #	Description	Model #	List Price Ea.*	List Carton Price	Quantity Per Carton	Actual Weight	S-Parcel Billable Weight	Carton Cube	Freight Class
 9717BL	Onyx™ Mesh Medium Round Waste Receptacle 5 Gallon Capacity 13½" Dia. x 14½" H Finish: Black-BL * Only available to order by Carton.	9717BL	39.00	117.00	3	8	26	2.5	250
 9718BL	Onyx™ Mesh Large Round Waste Receptacle 9 Gallon Capacity 13½" Dia. x 19½" H Finish: Black-BL * Only available to order by Carton.	9718BL	66.00	168.00	3	11	42	3.91	250
 9740BL	Bubble Waste Receptacle Bubble Waste Receptacle 6 Gallon Capacity 11½" Dia. x 12½" H Finish: Black-BL * Only available to order by Carton.	9740BL	63.00	189.00	3	10	24	2.1	250
 9604	Round Waste Receptacles Medium Round Waste Receptacle 23½ Quart Capacity 13" Dia. x 14" H Finish: Black-BL, Charcoal-CH * Only available to order by Carton.	9604BL 9604CH	44.00	264.00	6	26	34	2.9	85
 9610CH	Tall Round Waste Receptacle 80 Quart Capacity 15½" Dia. x 29½" H Finish: Charcoal-CH * Only available to order by Carton.	9610CH	120.00	360.00	3	27	67	6.17	150
 9616BL	Rectangular Waste Receptacles Medium Rectangular Waste Receptacle 27½ Quart Capacity 16½" W x 9" D x 15" H Finish: Black-BL * Only available to order by Carton.	9616BL	112.00	336.00	3	15	30	2.56	150
 9618CH	Tall Rectangular Waste Receptacle 88 Quart Capacity 20½" W x 11" D x 29½" H Finish: Charcoal-CH * Only available to order by Carton.	9618CH	228.00	684.00	3	42	67	6.08	150

Office Suites
Tables & Desks
Meeting Essentials
Personal Organization
Ergonomics
High Density Storage
Storage & Filing
Facilities
Technology Furniture
Art & Engineering
K-12 Education
SAFE Collection Addendum

Model #	Description	Model #	List Price Ea.*	List Carton Price	Quantity Per Carton	Actual Weight	S-Parcel Billable Weight	Carton Cube	Freight Class
	Tall Round Recycling Receptacle 9632BU Tall Round Recycling Receptacle/Can Lid 20 Gallon Capacity 16" Dia. x 30"H Finish: Blue-BU	9632BU	243.00	243.00	1	13	67	6.25	250
	Desk Side Receptacle 9927BB Desk Side Receptacle 3 Gallon Capacity Each 13"W x 8"D x 13½"H Each Finish: Black/Blue-BB	9927BB	48.00	48.00	1	3	11	1.06	250
	9928BB Desk Side Receptacle 7 Gallon Capacity Each 17½"W x 9½"D x 16½"H Each Finish: Black/Blue-BB	9928BB	65.00	65.00	1	5	22	2.0	250
	Can Can™ Desk Side Recycling Receptacle 9929BL Can Can™ Desk Side Recycling Receptacle 5 Gallon Capacity, Recycle Bin Holds 100 Sheets 12½"W x 13¾"D x 13"H Finish: Black-BL	9929BL	63.00	63.00	1	5	16	1.47	250
	Dual Recycling Receptacle 9931SS Dual Recycling Receptacle 30 Gallon Capacity, 15 Gallon Each Side 17½" Dia. x 32½"H Finish: Brushed Aluminum-SS	9931SS	848.00	848.00	1	38	85	8.16	150
	Triple Recycling Receptacle 9941SS Triple Recycling Receptacle 40 Gallon Capacity, 20 Gallon and two 10 Gallon 20" Dia. x 33"H Finish: Brushed Aluminum-SS	9941SS	1,440.00	1,440.00	1	44	110	10.5	250
	9942SS Recycling Receptacle 20 Gallon Capacity 15" Dia. x 31"H Finish: Brushed Aluminum-SS	9942SS	622.00	622.00	1	19	65	6.1	150













At-Your-Disposal® Recycling Center

	At-Your-Disposal® Recycling Center 9794BL At-Your-Disposal® Recycling Center, Double Bin 28 Gallon Capacity per Bin 31"W x 16"D x 33"H Finish: Black-BL	9794BL	321.00	321.00	1	16	59	5.18	250
	9798BL At-Your-Disposal® Recycling Center 28 Gallon Capacity per Bin 46"W x 16"D x 33"H Finish: Black-BL	9798BL	420.00	420.00	1	20	67	5.81	250

Office Suites
Tables & Desks
Meeting Essentials
Person Organization
Ergonomics
High Density Storage
Storage & Filing
Facilities
Technology Furniture
Art & Engineering
K-12 Education
SAFE Collection Addendum

Public Square® Recycling Receptacles











Safco® Products marketing materials are designed to be used as sales tools for our Dealer network.

Model #	Description	Model #	List Price Ea.	List Carton Price	Quantity Per Carton	Actual Weight	S-Parcel Billable Weight	Carton Cube	Freight Class
	Public Square® 2981 Public Square® Base - 26" 25 Gallon Capacity 15 1/4"W x 15 1/4"D x 26"H Finish: Black-BL, Green-GN	2981BL 2981GN	404.00	404.00	1	23	49	4.78	150
	2982 Public Square® Base - 32" 31 Gallon Capacity 15 1/4"W x 15 1/4"D x 32"H Finish: Black-BL, Brown-BR	2982BL 2982BR	450.00	450.00	1	27	60	5.85	150
	2983 Public Square® Base - 38" 37 Gallon Capacity 15 1/4"W x 15 1/4"D x 38"H Finish: Black-BL, Burgundy-BG	2983BL 2983BG	497.00	497.00	1	32	70	6.84	150
	2984 Public Square® Base - 44" 42 Gallon Capacity 15 1/4"W x 15 1/4"D x 44"H Finish: Black-BL, Brown-BR	2984BL 2984BR	542.00	542.00	1	36	81	7.88	150
	2987BL Public Square® Lid, Paper Slot, 2 x 15" Slot Finish: Black-BL	2987BL	164.00	164.00	1	5	5	0.21	925
	2988BL Public Square® Lid, Cans/Glass Hole, 4" Dia. Opening Finish: Black-BL	2988BL	164.00	164.00	1	5	5	0.21	925
	2989BL Public Square® Lid, Waste Square, 8" Square Opening Finish: Black-BL	2989BL	164.00	164.00	1	5	5	0.21	925
	2990CZ Square-Fecta™ Cans Lid, 15 1/2" sq. x 3"H Finish: Silver Powder coat	2990CZ	225.00	225.00	1	5.6	7	0.67	150
	2990PA Square-Fecta™ Paper Lid, 15 1/2" sq. x 3"H Finish: Silver Powder coat	2990PA	225.00	225.00	1	5.6	7	0.67	150
	2990PC Square-Fecta™ Plastic Lid, 15 1/2" sq. x 3"H Finish: Silver Powder coat	2990PC	225.00	225.00	1	5.6	7	0.67	150
	2990RE Square-Fecta™ Recycle Lid, 15 1/2" sq. x 3"H Finish: Silver Powder coat	2990RE	225.00	225.00	1	5.6	7	0.67	150
	2990WA Square-Fecta™ Waste Lid, 15 1/2" sq. x 3"H Finish: Silver Powder coat	2990WA	225.00	225.00	1	5.6	7	0.67	150

Contact specials@safcoproducts.com for customization.



Office Suites
Tables & Desks
Meeting Essentials
Personal Organization
Ergonomics
High Density Storage
Storage & Filing
Facilities
Technology Furniture
Art & Engineering
K-12 Education
SAFE Collection Addendum

Model #	Description	Model #	List Price Ea.	Carton Price	Quantity Per Carton	Actual Weight	S-Parcel Billable Weight	Carton Cube	Freight Class
Trifecta® Waste Receptacles									
	9550BL Trifecta® Waste Receptacle Base - 26" H 15 Gallon Capacity 19½", 3 Equal Sides Finish: Black-BL	9550BL	449.00	449.00	1	29	70	6.87	150
	9551BL Trifecta® Waste Receptacle Base - 30" H 17 Gallon Capacity 19½", 3 Equal Sides Finish: Black-BL	9551BL	497.00	497.00	1	31	80	7.75	150
	9552BL Trifecta® Waste Receptacle Base - 34" H 19 Gallon Capacity 19½", 3 Equal Sides Finish: Black-BL	9552BL	530.00	530.00	1	33	89	8.7	250
	9553BL Trifecta® Waste Receptacle Base - 38" H 21 Gallon Capacity 19½", 3 Equal Sides Finish: Black-BL	9553BL	562.00	562.00	1	35	99	9.59	250
	9560WA Trifecta® Waste Lid, 20", 3 Equal Sides, 3" H Finish: Stainless Steel	9560WA	234.00	234.00	1	5	11	0.92	250
	9560CZ Trifecta® Cans Lid, 20", 3 Equal Sides, 3" H Finish: Stainless Steel	9560CZ	234.00	234.00	1	5	11	0.92	250
	9560PA Trifecta® Paper Lid, 20", 3 Equal Sides, 3" H Finish: Stainless Steel	9560PA	234.00	234.00	1	5	11	0.92	250
	9560PC Trifecta® Plastic Lid, 20", 3 Equal Sides, 3" H Finish: Stainless Steel	9560PC	234.00	234.00	1	5	11	0.92	250
	9560RE Trifecta® Recycle Lid, 20", 3 Equal Sides, 3" H Finish: Stainless Steel	9560RE	234.00	234.00	1	5	11	0.92	250
	9560BL Trifecta® Blank Lid, 20", 3 Equal Sides, 3" H Finish: Stainless Steel	9560BL	234.00	234.00	1	5	11	0.92	250

Trifecta® Waste Receptacle Base Custom Designer Colors


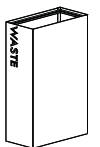


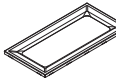
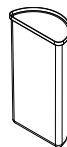

Choose from the in-stock Black (BL) Base or the 19 additional special order colors. Candy Red (CD), Charcoal Gray (CG), Chestnut Brown (CN), Clay White (CW), Desert Sand (DS), Granite Speckle (GS), Ivory White (IW), Magnum Brown (MM), Midnight Blue (MT), Moss Green (MG), Pine Green (PN), Recycle Blue (RB), Shadow Gray (SH), Storm Gray (SM), Sunflower Yellow (SY), Timberwolf Gray (TG), White (WH), Wine Burgundy (WE).

Designer colors are available for the bases, along with custom laser inscription on the lid.

Please contact Safco® Customer Care at 888-971-6225 or info@safcoproducts.com for pricing. Contact specials@safcoproducts.com for customization.

TO ORDER, PLEASE SPECIFY: + + 9 5 6 0
BASE # BASE COLOR LID

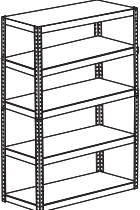
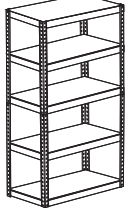


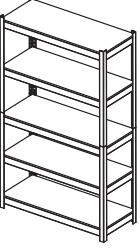
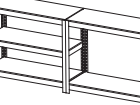

Mixx™ Recycling Center

	Mixx™ Recycling Center – See website for custom vinyl decals								
	9447 Mixx™ Half Round Receptacle 23 Gallon Capacity 10¼"W x 20¼"D x 32¼"H Finish: Black-BL, Blue-BU, Green-GN	9447BL 9447BU 9447GN 9447*	605.00	605.00	1	25.4	77	7.06	150
	Mixx™ Recycling Optional Vinyl Decals *Visit Safco® website for ordering information: www.safcoproducts.com	Upcharge	73.00	73.00	<div style="border: 1px solid black; padding: 5px;"> <p align="center">• Optional Vinyl Lettering •</p> <p align="center">CANS CANS AND BOTTLES COMPOST LANDFILL MIXED RECYCLING</p> <p align="center">ORGANICS PLASTIC BOTTLES PAPER PLASTIC TRASH WASTE</p> </div>				
	9448 Mixx™ Rectangular Receptacle 29 Gallon Capacity 10¼"W x 20¼"D x 32¼"H Finish: Black-BL, Blue-BU, Green-GN	9448BL 9448BU 9448GN 9448*	605.00	605.00	1	25.4	77	7.06	150
	Mixx™ Recycling Optional Vinyl Decals *Visit Safco® website for ordering information: www.safcoproducts.com	Upcharge	73.00	73.00	<div style="border: 1px solid black; padding: 5px;"> <p align="center">• Optional Vinyl Lettering •</p> <p align="center">CANS CANS AND BOTTLES COMPOST LANDFILL MIXED RECYCLING</p> <p align="center">ORGANICS PLASTIC BOTTLES PAPER PLASTIC TRASH WASTE</p> </div>				
	9449 Mixx™ Topper Lid 10"W x 20"D x 8¼"H Finish: Black-BL, Blue-BU, Green-GN	9449BL 9449BU 9449GN 9449*	180.00	180.00	1	6	21	1.97	150
	Mixx™ Recycling Optional Vinyl Decals *Visit Safco® website for ordering information: www.safcoproducts.com	Upcharge	73.00	73.00	<div style="border: 1px solid black; padding: 5px;"> <p align="center">• Optional Vinyl Decals •</p> <p align="center"></p> </div>				
	9450 Mixx™ Rectangular Lid 10"W x 20"D x ¾"H Finish: Black-BL, Blue-BU, Green-GN	9450BL 9450BU 9449GN	180.00	180.00	1	2.5	5	0.36	925
	9651 Mixx™ Half Round Plastic Liner 21 Gallon Capacity 8"W x 16¼"D x 30½"H Finish: Black-BL	9651	124.00	124.00	1	5	26	2.37	300
	9652 Mixx™ Rectangular Plastic Liner 27 Gallon Capacity 8¼"W x 16¼"D x 30½"H Finish: Black-BL	9652	124.00	124.00	1	6	26	2.37	300

Office Suites
Tables & Desks
Meeting Essentials
Personnel Organization
Ergonomics
High Density Storage
Storage & Filing
Facilities
Technology Furniture
Art & Engineering
K-12 Education
SAFE Collection Addendum

Archival & Boltless Shelving

Safco® Products marketing materials are designed to be used as sales tools for our Dealer network.

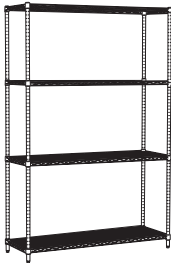
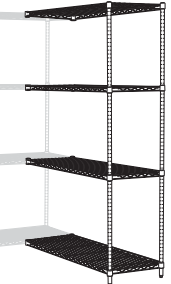

Model #	Description	Model #	List Price Ea.	List Carton Price	Quantity Per Carton	Actual Weight	S-Parcel Billable Weight	Carton Cube	Freight Class
Archival & Boltless Shelving									
	5244BL Boltless Shelving - 48 x 24" Weight Capacity: 650 lbs./Shelf 48"W x 24"D x 72"H Finish: Black-BL	5244BL	518.00	518.00	1	89	89	2.53	70
	5247BL Boltless Shelving - 36 x 24" Weight Capacity: 750 lbs./Shelf 36"W x 24"D x 72"H Finish: Black-BL	5247BL	444.00	444.00	1	89	89	1.87	70
	5245BL Boltless Shelving - 36 x 18" Weight Capacity: 850 lbs./Shelf 36"W x 18"D x 72"H Finish: Black-BL	5245BL	379.00	379.00	1	72	72	1.62	70
	5246BL Boltless Shelving - 48 x 18" Weight Capacity: 750 lbs./Shelf 48"W x 18"D x 72"H Finish: Black-BL	5246BL	452.00	452.00	1	89	89	2.09	70
	5260 Archival Shelving Steel Pack 69"W x 33"D x 84"H	5260	514.00	514.00	1	105	105	0.98	70
	5261 Archival Shelving Particleboard Shelves Weight Capacity: 900 lbs./Shelf 69"W x 33"D x 1/2"H	5261	596.00	596.00	Set/4	116	LTL	3.42	70
Archival Shelving Steel Pack and Particleboard Shelves sold separately. Please order both.									
Boltless Steel & Particleboard Shelving									
	6244BL Boltless Steel & Particleboard Shelving - 48 x 24" Weight Capacity: 750 lbs./Shelf 48"W x 24"D x 72"H Finish: Black-BL	6244BL	551.00	551.00	1	109	LTL	4.02	70
	6245BL Boltless Steel & Particleboard Shelving - 36 x 18" Weight Capacity: 950 lbs./Shelf 36"W x 18"D x 72"H Finish: Black-BL	6245BL	431.00	431.00	1	75	LTL	1.59	70
	6246BL Boltless Steel & Particleboard Shelving - 48 x 18" Weight Capacity: 850 lbs./Shelf 48"W x 18"D x 72"H Finish: Black-BL	6246BL	494.00	494.00	1	108	LTL	2.76	70
	6247BL Boltless Steel & Particleboard Shelving - 36 x 24" Weight Capacity: 850 lbs./Shelf 36"W x 24"D x 72"H Finish: Black-BL	6247BL	470.00	470.00	1	92	LTL	3.05	70
Also configures as a workbench									



These products are subject to California Proposition 65.

Please visit the product detail www.filingtoday.com/files/filingtoday.com

Office Suites
Tables & Desks
Meeting Essentials
Personal Organization
Ergonomics
High Density Storage
Storage & Filing
Facilities
Technology Furniture
Art & Engineering
K-12 Education
SAFE Collection Addendum

Model #	Description	Model #	List Price Ea.	List Carton Price	Quantity Per Carton	Actual Weight	S-Parcel Billable Weight	Carton Cube	Freight Class
Industrial Wire Shelving									
	5285 Industrial Shelving Starter Unit - 36 x 18" Weight Capacity: 1,250 lbs./Shelf 36"W x 18"D x 72"H Finish: Black-BL, Gray-GR	5285BL 5285GR	466.00	466.00	1	49	49	3.31	70
	5291 Industrial Shelving Starter Unit - 48 x 18" Weight Capacity: 1,000 lbs./Shelf 48"W x 18"D x 72"H Finish: Black-BL, Gray-GR	5291BL 5291GR	491.00	491.00	1	62	62	3.7	70
	5288 Industrial Shelving Starter Unit - 36 x 24" Weight Capacity: 1,000 lbs./Shelf 36"W x 24"D x 72"H Finish: Black-BL, Gray-GR	5288BL 5288GR	505.00	505.00	1	58	58	3.92	70
	5294 Industrial Shelving Starter Unit - 48 x 24" Weight Capacity: 800 lbs./Shelf 48"W x 24"D x 72"H Finish: Black-BL, Gray-GR	5294BL 5294GR	530.00	530.00	1	68	68	5.19	70
	5286 Industrial Add-On Unit - 36 x 18" Weight Capacity: 1,250 lbs./Shelf 36"W x 18"D x 72"H Finish: Black-BL, Gray-GR	5286BL 5286GR	440.00	440.00	1	44	44	2.83	70
	5292 Industrial Add-On Unit - 48 x 18" Weight Capacity: 1,000 lbs./Shelf 48"W x 18"D x 72"H Finish: Black-BL, Gray-GR	5292BL 5292GR	473.00	473.00	1	55	55	3.66	70
	5289 Industrial Add-On Unit - 36 x 24" Weight Capacity: 1,000 lbs./Shelf 36"W x 24"D x 72"H Finish: Black-BL, Gray-GR	5289BL 5289GR	491.00	491.00	1	51	52	3.87	70
	5295 Industrial Add-On Unit - 48 x 24" Weight Capacity: 800 lbs./Shelf 48"W x 24"D x 72"H Finish: Black-BL, Gray-GR	5295BL 5295GR	524.00	524.00	1	62	62	5.09	70
	5287 Industrial 2 Shelf Pack - 36 x 18" Weight Capacity: 1,250 lbs./Shelf 36"W x 18"D x 1 1/2"H Finish: Black-BL, Gray-GR	5287BL 5287GR	215.00	215.00	1	19	20	1.52	70
	5293 Industrial 2 Shelf Pack - 48 x 18" Weight Capacity: 1,000 lbs./Shelf 48"W x 18"D x 1 1/2"H Finish: Black-BL, Gray-GR	5293BL 5293GR	223.00	223.00	1	22	24	2.18	70
	5290 Industrial 2 Shelf Pack - 36 x 24" Weight Capacity: 1,000 lbs./Shelf 36"W x 24"D x 1 1/2"H Finish: Black-BL, Gray-GR	5290BL 5290GR	242.00	242.00	1	26	26	2.42	70
	5296 Industrial 2 Shelf Pack - 48 x 24" Weight Capacity: 800 lbs./Shelf 48"W x 24"D x 1 1/2"H Finish: Black-BL, Gray-GR	5296BL 5296GR	260.00	260.00	1	28	31	2.74	70

Commercial Wire Shelving




Model #	Description	Model #	List Price Ea.	List Carton Price	Quantity Per Carton	Actual Weight	S-Parcel Billable Weight	Carton Cube	Freight Class
Commercial Wire Shelving									
	5276BL Commercial Shelving Starter Unit - 36 x 18" Weight Capacity: 500 lbs./Shelf 36"W x 18"D x 72"H Finish: Black-BL	5276BL	320.00	320.00	1	46	46	3.27	70
	5241BL Commercial Wire Shelving Starter Unit - 48 x 18" Weight Capacity: 500 lbs./Shelf 48"W x 18"D x 72"H Finish: Black-BL	5241BL	355.00	355.00	1	52	53	3.81	70
	5242BL Extra Commercial Wire Shelves (2 Pack) - 48 x 18" Weight Capacity: 500 lbs./Shelf 48"W x 18"D x 1"H Finish: Black-BL	5242BL	183.00	183.00	1	21	23	2.03	70
	5243BL Extra Commercial Wire Shelves (2 Pack) - 36 x 18" Weight Capacity: 500 lbs./Shelf 36"W x 18"D x 1"H Finish: Black-BL	5243BL	150.00	150.00	2	16	18	1.65	70
	5283 Caster Kit 5" Dia. (2 lock, 2 non-lock)	5283	244.00	244.00	1	12	12	0.42	65




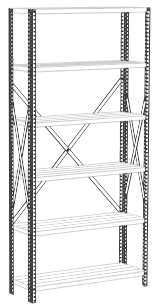


Office Suites
Tables & Desks
Meeting Essentials
Personas Organization
Ergonomics
High Density Storage
Storage & Filing
Facilities
Technology Furniture
Art & Engineering
K-12 Education
SAFE Collection Addendum

Steel Shelving

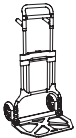





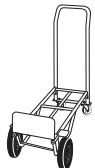
Safco® Products marketing materials are designed to be used as sales tools for our Dealer network.

Model #	Description	Model #	List Price Ea.	List Carton Price	Quantity Per Carton	Actual Weight	S-Parcel Billable Weight	Carton Cube	Freight Class
Commercial Steel Shelving - 75"H  									
 6265	Commercial Steel Shelving 36 x 12", 5 Shelf Kit Weight Capacity: 750 lbs./Shelf	6265	321.00	321.00	1	55	55	2.63	70
6266	Commercial Steel Shelving 36 x 18", 5 Shelf Kit Weight Capacity: 700 lbs./Shelf	6266	347.00	347.00	1	63	63	4.03	70
6267	Commercial Steel Shelving 36 x 24", 5 Shelf Kit Weight Capacity: 650 lbs./Shelf	6267	422.00	422.00	1	73	73	5.24	70
6268	Commercial Steel Shelving 36 x 12", 6 Shelf Kit Weight Capacity: 750 lbs./Shelf	6268	347.00	347.00	1	60	60	2.81	70
6269	Commercial Steel Shelving 36 x 18", 6 Shelf Kit Weight Capacity: 650 lbs./Shelf	6269	422.00	422.00	1	72	72	3.93	70
6270	Commercial Steel Shelving 36 x 24", 6 Shelf Kit Weight Capacity: 650 lbs./Shelf Finish: Dark Gray	6270	470.00	470.00	1	82	82	5.24	70

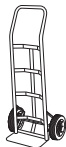


Industrial Steel Shelving  									
 6252	Industrial Steel Shelving 18 x 36", 6 Shelf Pack Weight Capacity: 1,200 lbs./Shelf	6252	338.00	338.00	1	62	62	3.15	70
6253	Industrial Steel Shelving 18 x 48", 6 Shelf Pack Weight Capacity: 950 lbs./Shelf	6253	470.00	470.00	1	79	79	4.36	70
6254	Industrial Steel Shelving 24 x 36", 6 Shelf Pack Weight Capacity: 1,150 lbs./Shelf	6254	411.00	411.00	1	75	75	4.16	70
6255	Industrial Steel Shelving 24 x 48", 6 Shelf Pack Weight Capacity: 900 lbs./Shelf Finish: Dark Gray	6255	535.00	535.00	1	99	99	5.49	70
 6256	Industrial Post Kit 1 1/2"W x 1 1/2"D x 85"H Finish: Dark Gray Post Kit includes four 85" high posts.	6256	211.00	211.00	1	22	23	0.38	70

Industrial Steel Shelving Pack and Industrial Post Kit are shipped separately. Please order both.

Office Suites
Tables & Desks
Meeting Essentials
Personal Organization
Ergonomics
High Density Storage
Storage & Filing
Facilities
Technology Furniture
Art & Engineering
K-12 Education
SAFE Collection Addendum

	Model #	Description	Model #	List Price Ea.	List Carton Price	Quantity Per Carton	Actual Weight	S-Parcel Billable Weight	Carton Cube	Freight Class
	4055NC	STOW AWAY® Heavy-Duty Hand Truck Capacity: 500 lbs. Size Extended: 23"W x 24"D x 50"H Size Collapsed: 23"W x 3"D x 39½"H Toe Plate: 23"W x 15½"D 8"Dia. solid rubber tires	4055NC	659.00	659.00	1	34	34	2.6	85
	4062	STOW AWAY® Hand Truck Capacity: 275 lbs. Size Extended: 19"W x 17½"D x 38½"H Size Collapsed: 19"W x 2½"D x 28½"H Toe Plate: 19"W x 11"D 7"Dia. solid rubber tires	4062	333.00	333.00	1	17	18	1.63	925
	4049NC	Stow and Go Cart™ Capacity: 110 lbs. Size Extended: 15½"W x 16½"D x 39½"H Size Collapsed: 15½"W x 2½"D x 25"H Toe Plate: 15½"W x 11"D 5"Dia. solid rubber retractable wheels	4049NC	209.00	209.00	1	8	8	0.82	100
	4061	Hide-Away® Aluminum Hand Truck Capacity: 250 lbs. Size Extended: 15½"W x 16½"D x 43½"H Size Collapsed: 15½"W x 8"D x 29"H Toe Plate: 14"W x 9"D 6"Dia. rubber tires on steel hub	4061	211.00	211.00	1	15	24	2.19	125
	4054BL	STOW AWAY® Crate Capacity: 50 lbs. Size Extended: 16½"W x 14½"D x 39"H Size Collapsed: 16½"W x 3½"D x 18"H Finish: Black-BL	4054BL	103.00	103.00	1	10	10	0.78	85
	4050	Hide-Away® Convertible Hand Truck Capacity: 250 lbs./2 wheel 400 lbs./4 wheel Size Extended: 15½"W x 43"D x 36"H Size Collapsed: 15½"W x 9"D x 28½"H Toe Plate: 14"W x 9"D Two 6" solid rubber wheels & two 3" solid rubber casters	4050	458.00	458.00	1	21	29	2.78	125
	4086R	Heavy-Duty Convertible Handle Truck Capacity: 500 lbs./2 wheel 600 lbs./4 wheel Size: 18"W x 16"D x 51"H Toe Plate: 14"W x 8"D Tire Size: 10 x 2½"	4086R	857.00	857.00	1	35	92	8.96	250




Economy Hand Trucks

	4069	Economy C-Loop Steel Hand Truck Capacity: 400 lbs. Size: 19½"W x 14½"D x 45½"H Toe Plate: 14"W x 7"D Tire Size: 8 x 1½"	4069	269.00	269.00	1	23	85	7.82	250
	4070	Economy Convertible Steel Hand Truck Capacity: 400 lbs./2 wheel 500 lbs./4 wheel Size: 18½"W x 12"D x 52"H Toe Plate: 14"W x 7"D Tire Size: 8 x 1½"	4070	303.00	303.00	1	28	83	7.63	250
	4071	Economy P-Handle Steel Hand Truck Capacity: 400 lbs. Size: 16"W x 16½"D x 51½"H Toe Plate: 14"W x 7"D Tire Size: 8 x 1½"	4071	251.00	251.00	1	20	81	7.74	250

Office Suites
Tables & Desks
Meeting Essentials
Personation Organization
Ergonomics
High Density Storage
Storage & Filing
Facilities
Technology Furniture
Art & Engineering
K-12 Education
SAFE Collection Addendum

Platform Trucks

Safco® Products marketing materials are designed to be used as sales tools for our Dealer network.

Model #	Description	Model #	List Price Ea.	List Carton Price	Quantity Per Carton	Actual Weight	S-Parcel Billable Weight	Carton Cube	Freight Class
	4053NC STOW AWAY® Platform Truck Capacity: 1,000 lbs. Size: 24"W x 39"D x 40"H Platform Size: 24"W x 39"D Tire Size: 7" Dia.	4053NC	906.00	906.00	1	52	54	5.08	925
	4063 Large Economy Platform Truck Capacity: 500 lbs. Size: 24"W x 36"D x 34"H Platform Size: 24"W x 36"D Tire Size: 4 x 1"	4063	341.00	341.00	1	42	42	3.38	85
	4072 Small Economy Platform Truck Capacity: 400 lbs. Size: 18"W x 29"D x 33½"H Platform Size: 18"W x 29"D Tire Size: 4 x 1"	4072	229.00	229.00	1	22	22	2.01	925

Mailroom Carts

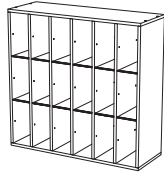
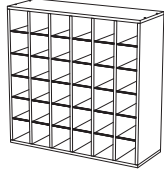

	5235GR Wire Mail Cart - 24" Holds 75 legal folders Weight Capacity: 200 lbs./Shelf 26½"W x 18½"D x 38½"H Finish: Gray-GR	5235GR	580.00	580.00	1	40	40	2.46	70
	5236GR Wire Mail Cart - 36" Holds 150 legal folders Weight Capacity: 200 lbs./Shelf 39"W x 18½"D x 38½"H Finish: Gray-GR	5236GR	716.00	716.00	1	47	47	3.8	70
	5238BL Scoot™ Steel Mail Cart - 20" Holds 75 legal folders Weight Capacity: 300 lbs. 22"W x 27"D x 40½"H Finish: Black-BL	5238BL	613.00	613.00	1	44	44	3.7	925
	5239BL Scoot™ Steel Mail Cart - 32" Holds 150 legal folders Weight Capacity: 300 lbs. 22½"W x 39½"D x 40½"H Finish: Black-BL	5239BL	854.00	854.00	1	55	55	3.82	85



Office Suites
Tables & Desks
Meeting Essentials
Personal Organization
Ergonomics
High Density Storage
Storage & Filing
Facilities
Technology Furniture
Art & Engineering
K-12 Education
SAFE Collection Addendum

Model #	Description	Model #	List Price Ea.	List Carton Price	Quantity Per Carton	Actual Weight	S-Parcel Billable Weight	Carton Cube	Freight Class
Mailroom									
	7749 Sorting Table Base/Shelf 60"W x 30"D x 28-36"H Finish: Black-BL, Gray-GR	7749BL 7749GR	1,183.00	1,183.00	1	59	59	2.34	100
	7750 Sorting Tabletop 60"W x 30"D x 1"H Finish: Gray-GR	7750GR	341.00	341.00	1	64	64	2.02	70
	7751 Sorter Module 57½"W x 13"D x 14¼"H Finish: Black-BL, Gray-GR	7751BL 7751GR	818.00	818.00	1	57	57	2.77	100
	7752 Riser 57½"W x 13"D x 14"H Finish: Black-BL, Gray-GR	7752BL 7752GR	480.00	480.00	1	28	28	1.43	100
	7753 Additional Mail Trays 11"W x 12½"D x ½"H Finish: Black-BL, Gray-GR	7753BL 7753GR	106.00	106.00	5/Pack	4	6	0.5	70
	7756 Satellite Mail Station Base 57½"W x 18¼"D x 14" to 19"H Finish: Black-BL, Gray-GR	7756BL 7756GR	811.00	811.00	1	30	30	1.54	100

Mail Sorters

Mail Sorters									
	7765 Mail Sorter - 18 Compartment 33¾"W x 12"D x 32¾"H Finish: Black-BL	7765BL	393.00	393.00	1	63	63	1.91	85
	7766 Mail Sorter - 36 Compartment 33¾"W x 12"D x 32¾"H Finish: Black-BL	7766BL	443.00	443.00	1	62	62	1.9	85
	7770 Onyx™ Mail Sorter - 20 Compartment 56¾"W x 12¾"D x 32½"H Finish: Black-BL	7770BL	509.00	509.00	1	62	62	9.89	70

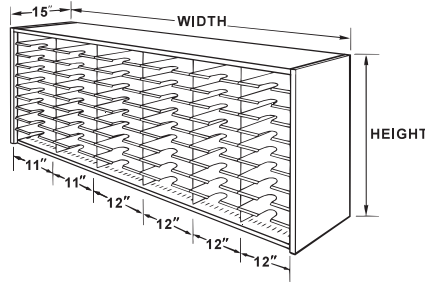
Office Suites
Tables & Desks
Meeting Essentials
Person Organization
Ergonomics
High Density Storage
Storage & Filing
Facilities
Technology Furniture
Art & Engineering
K-12 Education
SAFE Collection Addendum

Mailflow Systems® - Closed-Back Sorters

Safco® Products marketing materials are designed to be used as sales tools for our Dealer network.

- All sorters are 15" deep
- 50 lb. weight capacity per shelf
- Shelves adjustable on .5" increments
- Available in Safco® Corporate Colors see page 10 or go to Safcoproducts.com for more information
- For assistance with custom Mailflow Systems configuration contact Safco Sales Rep Group

Closed-Back Sorter (SC7233G)

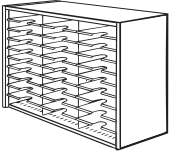


SC2424G

Model #	Description	Model #	List Price Ea.	List Carton Price	Quantity Per Carton	Actual Weight	S-Parcel Billable Weight	Carton Cube	Freight Class
SC2424	Mailflow System® Closed-Back Sorter Shelf Capacity: 14 2 columns of 11"W Shelves Size: 24"W x 15"D x 24"H Size (Inside): 22"W x 15"D x 21"H 14 Sorting Pockets 15"D without Plexi Doors - G	SC2424G	2,172.00	2,172.00	1	80	-	-	-
SC2433	Mailflow System® Closed-Back Sorter Shelf Capacity: 20 2 columns of 11"W Shelves Size: 24"W x 15"D x 33"H Size (Inside): 22"W x 15"D x 30"H 20 Sorting Pockets 15"D without Plexi Doors - G	SC2433G	2,694.00	2,694.00	1	106	-	-	-
SC2441	Mailflow System® Closed-Back Sorter Shelf Capacity: 24 2 columns of 11"W Shelves Size: 24"W x 15"D x 41"H Size (Inside): 22"W x 15"D x 38"H 24 Sorting Pockets 15"D without Plexi Doors - G	SC2441G	3,025.00	3,025.00	1	127	-	-	-
SC2448	Mailflow System® Closed-Back Sorter Shelf Capacity: 30 2 columns of 11"W Shelves Size: 24"W x 15"D x 48"H Size (Inside): 22"W x 15"D x 45"H 30 Sorting Pockets 15"D without Plexi Doors - G	SC2448G	3,316.00	3,316.00	1	152	-	-	-

Note: All preconfigured models are standard with two columns of 11" wide shelves and the remaining columns with 12" wide shelves. You may receive extra shelves with preconfigured sorters.

Office Suites
Tables & Desks
Meeting Essentials
Personal Organization
Ergonomics
High Density Storage
Storage & Filing
Facilities
Technology Furniture
Art & Engineering
K-12 Education
SAFE Collection Addendum

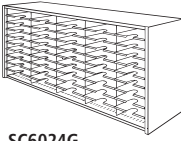
Model #	Description	Model #	List Price Ea.	List Carton Price	Quantity Per Carton	Actual Weight	S-Parcel Billable Weight	Carton Cube	Freight Class
SC3624 	SC3624 Mailflow System® Closed-Back Sorter Shelf Capacity: 21 2 columns of 11"W & 1 column 12"W Shelves Size: 36"W x 15"D x 24"H Size (Inside): 34"W x 15"D x 21"H 21 Sorting Pockets 15"D without Plexi Doors - G	SC3624G	2,276.00	2,276.00	1	115	-	-	-
SC3633	SC3633 Mailflow System® Closed-Back Sorter Shelf Capacity: 30 2 columns of 11"W & 1 column 12"W Shelves Size: 36"W x 15"D x 33"H Size (Inside): 34"W x 15"D x 30"H 30 Sorting Pockets 15"D without Plexi Doors - G	SC3633G	2,995.00	2,995.00	1	152	-	-	-
SC3641	SC3641 Mailflow System® Closed-Back Sorter Shelf Capacity: 36 2 columns of 11"W & 1 column 12"W Shelves Size: 36"W x 15"D x 41"H Size (Inside): 34"W x 15"D x 38"H 36 Sorting Pockets 15"D without Plexi Doors - G	SC3641G	3,168.00	3,168.00	1	181	-	-	-
SC3648	SC3648 Mailflow System® Closed-Back Sorter Shelf Capacity: 45 2 columns of 11"W & 1 column 12"W Shelves Size: 36"W x 15"D x 48"H Size (Inside): 34"W x 15"D x 45"H 45 Sorting Pockets 15"D without Plexi Doors - G	SC3648G	3,662.00	3,662.00	1	218	-	-	-
SC4824	SC4824 Mailflow System® Closed-Back Sorter Shelf Capacity: 28 2 columns of 11"W & 2 column 12"W Shelves Size: 48"W x 15"D x 24"H Size (Inside): 46"W x 15"D x 21"H 28 Sorting Pockets 15"D without Plexi Doors - G	SC4824G	3,282.00	3,282.00	1	150	-	-	-
SC4833	SC4833 Mailflow System® Closed-Back Sorter Shelf Capacity: 40 2 columns of 11"W & 2 column 12"W Shelves Size: 48"W x 15"D x 33"H Size (Inside): 46"W x 15"D x 30"H 40 Sorting Pockets 15"D without Plexi Doors - G	SC4833G	3,991.00	3,991.00	1	198	-	-	-
SC4841	SC4841 Mailflow System® Closed-Back Sorter Shelf Capacity: 48 2 columns of 11"W & 2 column 12"W Shelves Size: 48"W x 15"D x 41"H Size (Inside): 46"W x 15"D x 38"H 48 Sorting Pockets 15"D without Plexi Doors - G	SC4841G	4,493.00	4,493.00	1	235	-	-	-
SC4848	SC4848 Mailflow System® Closed-Back Sorter Shelf Capacity: 60 2 columns of 11"W & 2 column 12"W Shelves Size: 48"W x 15"D x 48"H Size (Inside): 46"W x 15"D x 45"H 60 Sorting Pockets 15"D without Plexi Doors - G	SC4848G	5,514.00	5,514.00	1	283	-	-	-

Note: All preconfigured models are standard with two columns of 11" wide shelves and the remaining columns with 12" wide shelves. You may receive extra shelves with preconfigured sorters.

Office Suites
Tables & Desks
Meeting Essentials
Person Organization
Ergonomics
High Density Storage
Storage & Filing
Facilities
Technology Furniture
Art & Engineering
K-12 Education
SAFE Collection Addendum

Mailflow Systems® - Closed-Back Sorters

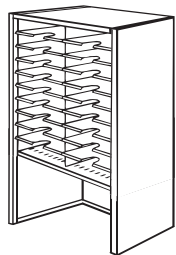
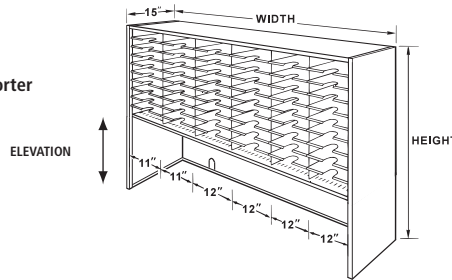
Safco® Products marketing materials are designed to be used as sales tools for our Dealer network.

Model #	Description	Model #	List Price Ea.	List Carton Price	Quantity Per Carton	Actual Weight	S-Parcel Billable Weight	Carton Cube	Freight Class
SC6024 	GSA Mailflow System® Closed-Back Sorter Shelf Capacity: 35 2 columns of 11"W & 3 column 12"W Shelves Size: 60"W x 15"D x 24"H Size (Inside): 58"W x 15"D x 21"H 35 Sorting Pockets 15"D without Plexi Doors - G	SC6024G	3,752.00	3,752.00	1	185	-	-	-
SC6033	GSA Mailflow System® Closed-Back Sorter Shelf Capacity: 50 2 columns of 11"W & 3 column 12"W Shelves Size: 60"W x 15"D x 33"H Size (Inside): 58"W x 15"D x 30"H 50 Sorting Pockets 15"D without Plexi Doors - G	SC6033G	4,725.00	4,725.00	1	230	-	-	-
SC6041	GSA Mailflow System® Closed-Back Sorter Shelf Capacity: 60 2 columns of 11"W & 3 column 12"W Shelves Size: 60"W x 15"D x 41"H Size (Inside): 58"W x 15"D x 38"H 60 Sorting Pockets 15"D without Plexi Doors - G	SC6041G	5,433.00	5,433.00	1	261	-	-	-
SC6048	GSA Mailflow System® Closed-Back Sorter Shelf Capacity: 75 2 columns of 11"W & 3 column 12"W Shelves Size: 60"W x 15"D x 48"H Size (Inside): 58"W x 15"D x 45"H 75 Sorting Pockets 15"D without Plexi Doors - G	SC6048G	6,386.00	6,386.00	1	306	-	-	-
SC7224	GSA Mailflow System® Closed-Back Sorter Shelf Capacity: 42 2 columns of 11"W & 4 column 12"W Shelves Size: 72"W x 15"D x 24"H Size (Inside): 70"W x 15"D x 21"H 42 Sorting Pockets 15"D without Plexi Doors - G	SC7224G	4,451.00	4,451.00	1	214	-	-	-
SC7233	GSA Mailflow System® Closed-Back Sorter Shelf Capacity: 60 2 columns of 11"W & 4 column 12"W Shelves Size: 72"W x 15"D x 33"H Size (Inside): 70"W x 15"D x 30"H 60 Sorting Pockets 15"D without Plexi Doors - G	SC7233G	5,585.00	5,585.00	1	269	-	-	-
SC7241	GSA Mailflow System® Closed-Back Sorter Shelf Capacity: 72 2 columns of 11"W & 4 column 12"W Shelves Size: 72"W x 15"D x 41"H Size (Inside): 70"W x 15"D x 38"H 72 Sorting Pockets 15"D without Plexi Doors - G	SC7241G	6,351.00	6,351.00	1	309	-	-	-
SC7248	GSA Mailflow System® Closed-Back Sorter Shelf Capacity: 90 2 columns of 11"W & 4 column 12"W Shelves Size: 72"W x 15"D x 48"H Size (Inside): 70"W x 15"D x 45"H 90 Sorting Pockets 15"D without Plexi Doors - G	SC7248G	7,502.00	7,502.00	1	364	-	-	-

Note: All preconfigured models are standard with two columns of 11" wide shelves and the remaining columns with 12" wide shelves. You may receive extra shelves with sorters.

- All sorters are 15" deep
- Sorting shelves are 12", 14" or 15" deep. Adjust on 1/2"H increments
- Preconfigured models available, or build-your-own and adding components on page 169-171.
- Pricing below is for sorters without locking doors
- Available in Safco® Corporate Colors see page 10 or go to Safcoproducts.com for more information

Elevated Closed-Back Sorter (SC4833GH)



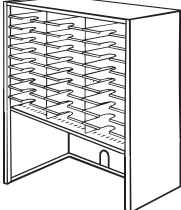
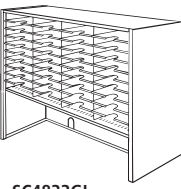

SC2433GL

Model #	Description	Model #	List Price Ea.	List Carton Price	Quantity Per Carton	Actual Weight	S-Parcel Billable Weight	Carton Cube	Freight Class
SC2433 GSA	Mailflow System® Elevated 9"H Closed-Back Sorter Shelf Capacity: 14 2 columns of 11"W Shelves Size: 24"W x 15"D x 33"H Size (Inside): 22"W x 15"D x 21"H 14 Sorting Pockets 15"D without Plexi Doors - GL	SC2433GL	2,392.00	2,392.00	1	95	-	-	-
SC2441 GSA	Mailflow System® Elevated 8"H Closed-Back Sorter Shelf Capacity: 20 2 columns of 11"W Shelves Size: 24"W x 15"D x 41"H Size (Inside): 22"W x 15"D x 30"H 20 Sorting Pockets 15"D without Plexi Doors - GL	SC2441GL	2,903.00	2,903.00	1	111	-	-	-
	Mailflow System® Elevated 17"H Closed-Back Sorter Shelf Capacity: 14 2 columns of 11"W Shelves Size: 24"W x 15"D x 41"H Size (Inside): 22"W x 15"D x 21"H 14 Sorting Pockets 15"D without Plexi Doors - GH	SC2441GH	2,695.00	2,695.00	1	105	-	-	-
SC2448 GSA	Mailflow System® Elevated 7"H Closed-Back Sorter Shelf Capacity: 24 2 columns of 11"W Shelves Size: 24"W x 15"D x 48"H Size (Inside): 22"W x 15"D x 38"H 24 Sorting Pockets 15"D without Plexi Doors - GL	SC2448GL	3,219.00	3,219.00	1	132	-	-	-
	Mailflow System® Elevated 15"H Closed-Back Sorter Shelf Capacity: 20 2 columns of 11"W Shelves Size: 24"W x 15"D x 48"H Size (Inside): 22"W x 15"D x 30"H 20 Sorting Pockets 15"D without Plexi Doors - GH	SC2448GH	3,180.00	3,180.00	1	132	-	-	-

Note: All preconfigured models are standard with two columns of 11" wide shelves and the remaining columns with 12" wide shelves. You may receive extra shelves with sorters.

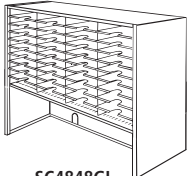
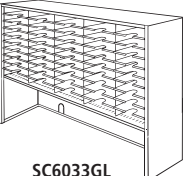
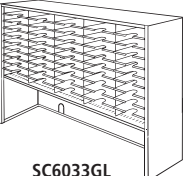
Mailflow Systems® - Elevated Closed-Back Sorters

Safco® Products marketing materials are designed to be used as sales tools for our Dealer network.

Model #	Description	Model #	List Price Ea.	List Carton Price	Quantity Per Carton	Actual Weight	S-Parcel Billable Weight	Carton Cube	Freight Class
 SC3633GL	SC3633 Mailflow System® Elevated 9"H Closed-Back Sorter Shelf Capacity: 21 2 columns of 11"W & 1 column 12"W Shelves Size: 36"W x 15"D x 33"H Size (Inside): 34"W x 15"D x 21"H 21 Sorting Pockets 15"D without Plexi Doors - GL	SC3633GL	2,679.00	2,679.00	1	128	-	-	-
	SC3641 Mailflow System® Elevated 8"H Closed-Back Sorter Shelf Capacity: 30 2 columns of 11"W & 1 column 12"W Shelves Size: 36"W x 15"D x 41"H Size (Inside): 34"W x 15"D x 30"H 30 Sorting Pockets 15"D without Plexi Doors - GL	SC3641GL	3,457.00	3,457.00	1	168	-	-	-
	Mailflow System® Elevated 17"H Closed-Back Sorter Shelf Capacity: 21 2 columns of 11"W & 1 column 12"W Shelves Size: 36"W x 15"D x 41"H Size (Inside): 34"W x 15"D x 21"H 21 Sorting Pockets 15"D without Plexi Doors - GH	SC3641GH	2,879.00	2,879.00	1	149	-	-	-
 SC4833GL	SC3648 Mailflow System® Elevated 7"H Closed-Back Sorter Shelf Capacity: 36 2 columns of 11"W & 1 column 12"W Shelves Size: 36"W x 15"D x 48"H Size (Inside): 34"W x 15"D x 38"H 36 Sorting Pockets 15"D without Plexi Doors - GL	SC3648GL	3,889.00	3,889.00	1	198	-	-	-
	Mailflow System® Elevated 15"H Closed-Back Sorter Shelf Capacity: 20 2 columns of 11"W & 1 column 12"W Shelves Size: 36"W x 15"D x 48"H Size (Inside): 34"W x 15"D x 30"H 20 Sorting Pockets 15"D without Plexi Doors - GH	SC3648GH	3,755.00	3,755.00	1	187	-	-	-
	SC4833 Mailflow System® Elevated 9"H Closed-Back Sorter Shelf Capacity: 28 2 columns of 11"W & 2 column 12"W Shelves Size: 48"W x 15"D x 33"H Size (Inside): 46"W x 15"D x 21"H 28 Sorting Pockets 15"D without Plexi Doors - GL	SC4833GL	3,386.00	3,386.00	1	160	-	-	-
 SC4841GL	SC4841 Mailflow System® Elevated 8"H Closed-Back Sorter Shelf Capacity: 40 2 columns of 11"W & 2 column 12"W Shelves Size: 48"W x 15"D x 41"H Size (Inside): 46"W x 15"D x 30"H 40 Sorting Pockets 15"D without Plexi Doors - GL	SC4841GL	4,307.00	4,307.00	1	224	-	-	-
	Mailflow System® Elevated 17"H Closed-Back Sorter Shelf Capacity: 28 2 columns of 11"W & 2 column 12"W Shelves Size: 48"W x 15"D x 41"H Size (Inside): 46"W x 15"D x 21"H 28 Sorting Pockets 15"D without Plexi Doors - GH	SC4841GH	3,588.00	3,588.00	1	193	-	-	-

Note: All preconfigured models are standard with two columns of 11" wide shelves and the remaining columns with 12" wide shelves. You may receive extra shelves with sorters.

Mailflow Systems® - Elevated Closed-Back Sorters




Model #	Description	Model #	List Price Ea.	List Carton Price	Quantity Per Carton	Actual Weight	S-Parcel Billable Weight	Carton Cube	Freight Class
 SC4848GL	SC4848 Mailflow System® Elevated 7" H Closed-Back Sorter Shelf Capacity: 48 2 columns of 11" W & 2 column 12" W Shelves Size: 48" W x 15" D x 48" H Size (Inside): 46" W x 15" D x 38" H 48 Sorting Pockets 15" D without Plexi Doors - GL	SC4848GL	5,255.00	5,255.00	1	263	-	-	-
	Mailflow System® Elevated 15" H Closed-Back Sorter Shelf Capacity: 40 2 columns of 11" W & 2 column 12" W Shelves Size: 48" W x 15" D x 48" H Size (Inside): 46" W x 15" D x 30" H 40 Sorting Pockets 15" D without Plexi Doors - GH	SC4848GH	4,613.00	4,613.00	1	241	-	-	-
 SC6033GL	SC6033 Mailflow System® Elevated 9" H Closed-Back Sorter Shelf Capacity: 35 2 columns of 11" W & 3 column 12" W Shelves Size: 60" W x 15" D x 33" H Size (Inside): 58" W x 15" D x 21" H 35 Sorting Pockets 15" D without Plexi Doors - GL	SC6033GL	3,972.00	3,972.00	1	203	-	-	-
	SC6041 Mailflow System® Elevated 8" H Closed-Back Sorter Shelf Capacity: 50 2 columns of 11" W & 3 column 12" W Shelves Size: 60" W x 15" D x 41" H Size (Inside): 58" W x 15" D x 30" H 50 Sorting Pockets 15" D without Plexi Doors - GL	SC6041GL	5,040.00	5,040.00	1	248	-	-	-
 SC6033GL	Mailflow System® Elevated 17" H Closed-Back Sorter Shelf Capacity: 35 2 columns of 11" W & 3 column 12" W Shelves Size: 60" W x 15" D x 41" H Size (Inside): 58" W x 15" D x 21" H 35 Sorting Pockets 15" D without Plexi Doors - GH	SC6041GH	4,275.00	4,275.00	1	208	-	-	-
	SC6048 Mailflow System® Elevated 7" H Closed-Back Sorter Shelf Capacity: 60 2 columns of 11" W & 3 column 12" W Shelves Size: 60" W x 15" D x 48" H Size (Inside): 58" W x 15" D x 38" H 60 Sorting Pockets 15" D without Plexi Doors - GL	SC6048GL	5,855.00	5,855.00	1	275	-	-	-
	Mailflow System® Elevated 15" H Closed-Back Sorter Shelf Capacity: 50 2 columns of 11" W & 3 column 12" W Shelves Size: 60" W x 15" D x 48" H Size (Inside): 58" W x 15" D x 30" H 50 Sorting Pockets 15" D without Plexi Doors - GH	SC6048GH	5,350.00	5,350.00	1	233	-	-	-

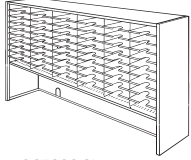
Note: All preconfigured models are standard with two columns of 11" wide shelves and the remaining columns with 12" wide shelves. You may receive extra shelves with sorters.

Office Suites
Tables & Desks
Meeting Essentials
Person Organization
Ergonomics
High Density Storage
Storage & Filing
Facilities
Technology Furniture
Art & Engineering
K-12 Education
SAFE Collection Addendum

Mailflow Systems® - Elevated Closed-Back Sorters

Safco® Products marketing materials are designed to be used as sales tools for our Dealer network.

Model #	Description	Model #	List Price Ea.	List Carton Price	Quantity Per Carton	Actual Weight	S-Parcel Billable Weight	Carton Cube	Freight Class
SC7233 	Mailflow System® Elevated 9"H Closed-Back Sorter Shelf Capacity: 42 2 columns of 11"W & 4 column 12"W Shelves Size: 72"W x 15"D x 33"H Size (Inside): 70"W x 15"D x 21"H 42 Sorting Pockets 15"D without Plexi Doors - GL	SC7233GL	4,631.00	4,631.00	1	237	-	-	-
SC7241 	Mailflow System® Elevated 8"H Closed-Back Sorter Shelf Capacity: 60 2 columns of 11"W & 4 column 12"W Shelves Size: 72"W x 15"D x 41"H Size (Inside): 70"W x 15"D x 30"H 60 Sorting Pockets 15"D without Plexi Doors - GL	SC7241GL	6,075.00	6,075.00	1	292	-	-	-
SC7233GL	Mailflow System® Elevated 17"H Closed-Back Sorter Shelf Capacity: 42 2 columns of 11"W & 4 column 12"W Shelves Size: 72"W x 15"D x 41"H Size (Inside): 70"W x 15"D x 21"H 42 Sorting Pockets 15"D without Plexi Doors - GH	SC7241GH	5,103.00	5,103.00	1	245	-	-	-
SC7248 	Mailflow System® Elevated 7"H Closed-Back Sorter Shelf Capacity: 72 2 columns of 11"W & 4 column 12"W Shelves Size: 72"W x 15"D x 48"H Size (Inside): 70"W x 15"D x 38"H 72 Sorting Pockets 15"D without Plexi Doors - GL	SC7248GL	6,545.00	6,545.00	1	332	-	-	-
	Mailflow System® Elevated 15"H Closed-Back Sorter Shelf Capacity: 60 2 columns of 11"W & 4 column 12"W Shelves Size: 72"W x 15"D x 48"H Size (Inside): 70"W x 15"D x 30"H 60 Sorting Pockets 15"D without Plexi Doors - GH	SC7248GH	6,290.00	6,290.00	1	300	-	-	-



Note: All preconfigured models are standard with two columns of 11" wide shelves and the remaining columns with 12" wide shelves. You may receive extra shelves with sorters.

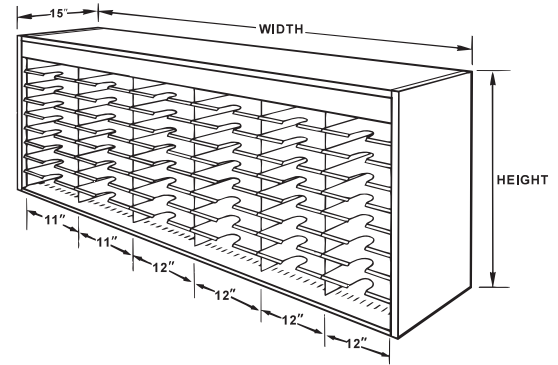
Office Suites
Tables & Desks
Meeting Essentials
Personal Organization
Ergonomics
High Density Storage
Storage & Filing
Facilities
Technology Furniture
Art & Engineering
K-12 Education
SAFE Collection Addendum

Open-Back Sorters

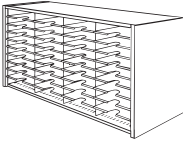
Open-Back Sorters are typically used where mail is passed through – sorted on one side and collected by the recipient on the other.

- All sorters are 15" deep with 14" deep sorting shelves. Adjust on 1/2"H increments
- Preconfigured models, designated by the letter "C" are available, or build-your-own and adding components on pages 233-235
- Pricing below is for sorters without doors
- Available in Safco® Corporate Colors see page 10 or go to Safcoproducts.com for more information

- For assistance with custom Mailflow Systems configuration contact your local Safco Sales Rep Group.



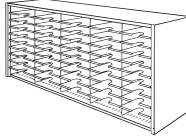
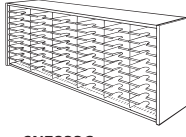
SN7233C

Model #	Description	Model #	List Price Ea.	List Carton Price	Quantity Per Carton	Actual Weight	S-Parcel Billable Weight	Carton Cube	Freight Class
 SN4833C	SN4833 Mailflow System® Open-Back Sorter Shelf Capacity: 36 2 columns of 11"W & 2 column 12"W Shelves Size: 48"W x 15"D x 33"H Size (Inside): 46"W x 15"D x 27"H 36 Sorting Pockets 15"D without Plexi Doors - C	SN4833C	3,715.00	3,715.00	1	149	-	-	-
	SN4841 Mailflow System® Open-Back Sorter Shelf Capacity: 44 2 columns of 11"W & 2 column 12"W Shelves Size: 48"W x 15"D x 41"H Size (Inside): 49"W x 15"D x 35"H 44 Sorting Pockets 15"D without Plexi Doors - C	SN4841C	4,321.00	4,321.00	1	181	-	-	-
	SN4848 Mailflow System® Open-Back Sorter Shelf Capacity: 56 2 columns of 11"W & 2 column 12"W Shelves Size: 48"W x 15"D x 48"H Size (Inside): 46"W x 15"D x 42"H 56 Sorting Pockets 15"D without Plexi Doors - C	SN4848C	5,060.00	5,060.00	1	213	-	-	-

Note: All preconfigured models are standard with two columns of 11" wide shelves and the remaining columns with 12" wide shelves. You may receive extra shelves with sorters.

Mailflow Systems® - Open-Back Sorters

Safco® Products marketing materials are designed to be used as sales tools for our Dealer network.

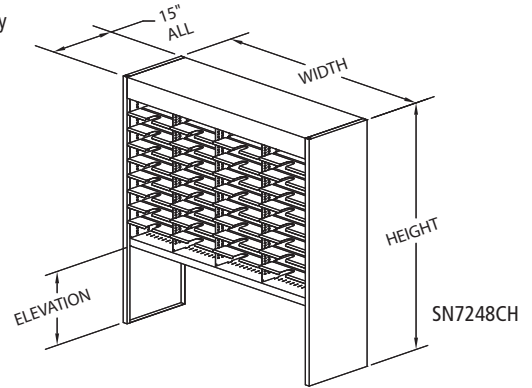
Model #	Description	Model #	List Price Ea.	List Carton Price	Quantity Per Carton	Actual Weight	S-Parcel Billable Weight	Carton Cube	Freight Class
 SN6033C	SN6033 Mailflow System® Open-Back Sorter Shelf Capacity: 45 2 columns of 11"W & 3 column 12"W Shelves Size: 60"W x 15"D x 33"H Size (Inside): 58"W x 15"D x 27"H 45 Sorting Pockets 15"D without Plexi Doors- C	SN6033C	4,386.00	4,386.00	1	188	-	-	-
	SN6041 Mailflow System® Open-Back Sorter Shelf Capacity: 55 2 columns of 11"W & 3 column 12"W Shelves Size: 60"W x 15"D x 41"H Size (Inside): 58"W x 15"D x 35"H 55 Sorting Pockets 15"D without Plexi Doors- C	SN6041C	4,932.00	4,932.00	1	238	-	-	-
	SN6048 Mailflow System® Open-Back Sorter Shelf Capacity: 70 2 columns of 11"W & 3 column 12"W Shelves Size: 60"W x 15"D x 48"H Size (Inside): 58"W x 15"D x 42"H 70 Sorting Pockets 15"D without Plexi Doors- C	SN6048C	6,031.00	6,031.00	1	285	-	-	-
	SN7233 Mailflow System® Open-Back Sorter Shelf Capacity: 54 2 columns of 11"W & 4 column 12"W Shelves Size: 72"W x 15"D x 33"H Size (Inside): 70"W x 15"D x 27"H 54 Sorting Pockets 15"D without Plexi Doors- C	SN7233C	4,919.00	4,919.00	1	232	-	-	-
 SN7233C	SN7241 Mailflow System® Open-Back Sorter Shelf Capacity: 66 2 columns of 11"W & 4 column 12"W Shelves Size: 72"W x 15"D x 41"H Size (Inside): 70"W x 15"D x 35"H 66 Sorting Pockets 15"D without Plexi Doors- C	SN7241C	5,791.00	5,791.00	1	282	-	-	-
	SN7248 Mailflow System® Open-Back Sorter Shelf Capacity: 84 2 columns of 11"W & 4 column 12"W Shelves Size: 72"W x 15"D x 48"H Size (Inside): 70"W x 15"D x 42"H 84 Sorting Pockets 15"D without Plexi Doors- C	SN7248C	6,924.00	6,924.00	1	331	-	-	-




Note: All preconfigured models are standard with two columns of 11" wide shelves and the remaining columns with 12" wide shelves. You may receive extra shelves with sorters.

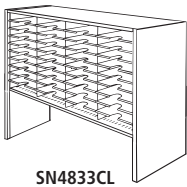
Office Suites
Tables & Desks
Meeting Essentials
Personal Organization
Ergonomics
High Density Storage
Storage & Filing
Facilities
Technology Furniture
Art & Engineering
K-12 Education
SAFE Collection Addendum

Open-Back Sorters are typically used where mail is passed through – sorted on one side and collected by the recipient on the other

- All sorters are 15" deep with 14" deep sorting shelves. Adjust on 1/2"H increments
- Preconfigured models, designated by the letter "C" are available, or build-your-own and adding components on pages 233-235
- Elevated sorters offer more workspace, by raising the sorter off the work area
- Pricing below is for sorters without doors
- Available in Safco® Corporate Colors see page 10 or go to Safcoproducts.com for more information
- For assistance with custom Mailflow Systems configuration contact your local Safco Sales Rep Group.





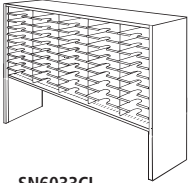



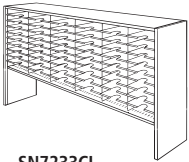
Model #	Description	Model #	List Price Ea.	List Carton Price	Quantity Per Carton	Actual Weight	S-Parcel Billable Weight	Carton Cube	Freight Class
SN4833 	Mailflow System® Elevated 9"H Open-Back Sorter Shelf Capacity: 24 2 columns of 11"W & 2 column 12"W Shelves Size: 48"W x 15"D x 33"H Size (Inside): 46"W x 15"D x 18"H 24 Sorting Pockets 15"D without Plexi Doors- CL	SN4833CL	3,280.00	3,280.00	1	103	-	-	-
SN4841 	Mailflow System® Elevated 8"H Open-Back Sorter Shelf Capacity: 36 2 columns of 11"W & 2 column 12"W Shelves Size: 48"W x 15"D x 41"H Size (Inside): 46"W x 15"D x 27"H 36 Sorting Pockets 15"D without Plexi Doors- CL	SN4841CL	3,958.00	3,958.00	1	132	-	-	-
	Mailflow System® Elevated 17"H Open-Back Sorter Shelf Capacity: 24 2 columns of 11"W & 2 column 12"W Shelves Size: 48"W x 15"D x 41"H Size (Inside): 46"W x 15"D x 18"H 24 Sorting Pockets 15"D without Plexi Doors- CH	SN4841CH	3,707.00	3,707.00	1	108	-	-	-
SN4848 	Mailflow System® Elevated 7"H Open-Back Sorter Shelf Capacity: 44 2 columns of 11"W & 2 column 12"W Shelves Size: 48"W x 15"D x 48"H Size (Inside): 46"W x 15"D x 35"H 44 Sorting Pockets 15"D without Plexi Doors- C	SN4848CL	4,748.00	4,748.00	1	153	-	-	-
	Mailflow System® Elevated 15"H Open-Back Sorter Shelf Capacity: 36 2 columns of 11"W & 2 column 12"W Shelves Size: 48"W x 15"D x 48"H Size (Inside): 46"W x 15"D x 27"H 36 Sorting Pockets 15"D without Plexi Doors- CH	SN4848CH	4,243.00	4,243.00	1	137	-	-	-



Note: All preconfigured models are standard with two columns of 11" wide shelves and the remaining columns with 12" wide shelves. You may receive extra shelves with sorters.

Mailflow Systems® - Elevated Open-Back Sorters

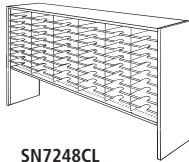
Safco® Products marketing materials are designed to be used as sales tools for our Dealer network.

Model #	Description	Model #	List Price Ea.	List Carton Price	Quantity Per Carton	Actual Weight	S-Parcel Billable Weight	Carton Cube	Freight Class
SN6033 	Mailflow System® Elevated 9"H Open-Back Sorter Shelf Capacity: 30 2 columns of 11"W & 3 column 12"W Shelves Size: 60"W x 15"D x 33"H Size (Inside): 58"W x 15"D x 18"H 30 Sorting Pockets 15"D without Plexi Doors- CL	SN6033CL	3,727.00	3,727.00	1	135	-	-	-
SN6041 	Mailflow System® Elevated 8"H Open-Back Sorter Shelf Capacity: 45 2 columns of 11"W & 3 column 12"W Shelves Size: 60"W x 15"D x 41"H Size (Inside): 58"W x 15"D x 27"H 45 Sorting Pockets 15"D without Plexi Doors- CL	SN6041CL	4,650.00	4,650.00	1	170	-	-	-
SN6033CL 	Mailflow System® Elevated 17"H Open-Back Sorter Shelf Capacity: 30 2 columns of 11"W & 3 column 12"W Shelves Size: 60"W x 15"D x 41"H Size (Inside): 58"W x 15"D x 18"H 30 Sorting Pockets 15"D without Plexi Doors- CH	SN6041CH	4,171.00	4,171.00	1	140	-	-	-
SN6048 	Mailflow System® Elevated 7"H Open-Back Sorter Shelf Capacity: 55 2 columns of 11"W & 3 column 12"W Shelves Size: 60"W x 15"D x 48"H Size (Inside): 58"W x 15"D x 35"H 55 Sorting Pockets 15"D without Plexi Doors- CL	SN6048CL	5,103.00	5,103.00	1	195	-	-	-
	Mailflow System® Elevated 15"H Open-Back Sorter Shelf Capacity: 45 2 columns of 11"W & 3 column 12"W Shelves Size: 60"W x 15"D x 48"H Size (Inside): 58"W x 15"D x 27"H 45 Sorting Pockets 15"D without Plexi Doors- CH	SN6048CH	5,182.00	5,182.00	1	175	-	-	-
SN7233 	Mailflow System® Elevated 9"H Open-Back Sorter Shelf Capacity: 36 2 columns of 11"W & 4 column 12"W Shelves Size: 72"W x 15"D x 33"H Size (Inside): 70"W x 15"D x 18"H 36 Sorting Pockets 15"D without Plexi Doors- CL	SN7233CL	4,401.00	4,401.00	1	164	-	-	-
SN7241 	Mailflow System® Elevated 8"H Open-Back Sorter Shelf Capacity: 54 2 columns of 11"W & 4 column 12"W Shelves Size: 72"W x 15"D x 41"H Size (Inside): 70"W x 15"D x 27"H 54 Sorting Pockets 15"D without Plexi Doors- CL	SN7241CL	5,484.00	5,484.00	1	213	-	-	-
SN7233CL 	Mailflow System® Elevated 17"H Open-Back Sorter Shelf Capacity: 36 2 columns of 11"W & 4 column 12"W Shelves Size: 72"W x 15"D x 41"H Size (Inside): 70"W x 15"D x 18"H 36 Sorting Pockets 15"D without Plexi Doors- CH	SN7241CH	4,960.00	4,960.00	1	177	-	-	-

Note: All preconfigured models are standard with two columns of 11" wide shelves and the remaining columns with 12" wide shelves. You may receive extra shelves with sorters.

Office Suites
Tables & Desks
Meeting Essentials
Personal Organization
Ergonomics
High Density Storage
Storage & Filing
Facilities
Technology Furniture
Art & Engineering
K-12 Education
SAFE Collection Addendum

Mailflow Systems® - Elevated Open-Back Sorters

Model #	Description	Model #	List Price Ea.	List Carton Price	Quantity Per Carton	Actual Weight	S-Parcel Billable Weight	Carton Cube	Freight Class
 SN7248CL	SN7248 Mailflow System® Elevated 7"H Open-Back Sorter Shelf Capacity: 66 2 columns of 11"W & 4 column 12"W Shelves Size: 72"W x 15"D x 48"H Size (Inside): 70"W x 15"D x 35"H 66 Sorting Pockets 15"D without Plexi Doors- CL	SN7248CL	5,859.00	5,859.00	1	247	-	-	-
	Mailflow System® Elevated 15"H Open-Back Sorter Shelf Capacity: 54 2 columns of 11"W & 4 column 12"W Shelves Size: 72"W x 15"D x 48"H Size (Inside): 70"W x 15"D x 27"H 54 Sorting Pockets 15"D without Plexi Doors- CH	SN7248CH	5,640.00	5,640.00	1	223	-	-	-

Note: All preconfigured models are standard with two columns of 11" wide shelves and the remaining columns with 12" wide shelves. You may receive extra shelves with sorters.

Office Suites
Tables & Desks
Meeting Essentials
Personal Organization
Ergonomics
High Density Storage
Storage & Filing
Facilities
Technology Furniture
Art & Engineering
K-12 Education
SAFE Collection Addendum

Work Surface Finishes – High Pressure Laminate

- | | |
|------------------|--------------|
| Designer White | Fusion Maple |
| Biltmore Cherry | Black |
| Columbian Walnut | Asian Night |
| Fashion Gray | Asian Sand |

High-Pressure Laminate Edge Band Colors

Black, Designer White, Ice Gray

Safco® Corporate Color Program – Powder Coat Paint Finishes

- | | | | |
|-------------|-------------|-------------------|----------------|
| Black | Mist | White | Textured Black |
| Blue Medium | Navy | Textured Graphite | |
| Desert Sage | Tech Silver | Textured Gray | |

Custom Request Form see page 11

All requests for customization of product, sizes and finishes must have prior approval. Please email specials@safcoproducts.com

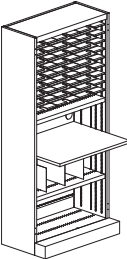
Contact your local Safco Sales Rep Group to discuss space planning specific application, obtain prior approval and quote.

TO ORDER, PLEASE SPECIFY:

Example: **S A 3 6 8 0 G 1** + **B L A C K** + **B L A C K** + **D E S E R T S A G E**

MODEL HIGH PRESSURE LAMINATE COLOR EDGE BAND COLOR CABINET POWDER COAT FINISH


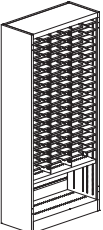
WHEN ORDERING HIGH PRESSURE LAMINATE ADD SUFFIX "LAM"

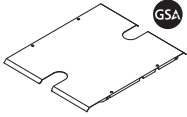
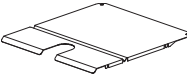
Model #	Description	Laminates	List Price Ea.	Carton Price	Quantity Per Carton	Actual Weight	S-Parcel Billable Weight	Carton Cube	Freight Class
	<ul style="list-style-type: none"> Steel back panel has one 3" diameter cable management cutout Shelves and work surface adjust on 1/2" H increments 								
	<ul style="list-style-type: none"> All-welded steel cabinet construction 								
Satellite Sorter - 36"W x 80"H x 16"D									
SA3680G1	Satellite Sorter, Shelf: 15"D, 30 Pocket 2 columns of 11"W & 1 column 12"W Shelves Work Surface: 33 1/2"W x 27"D x 1"H	SA3680G1LAM	6,216.00	6,216.00	1	240	-	-	-
SA3680L1	Satellite Sorter, Shelf: 12"D, 30 Pocket 2 columns of 11"W & 1 column 12"W Shelves Work Surface: 33 1/2"W x 27"D x 1"H	SA3680L1LAM	5,881.00	5,881.00	1	222	-	-	-

Mailflow Systems® - Specialized Freestanding Sorters

- Preconfigured models come standard with 3" H pockets in either letter (12"D) or legal (15"D) depths. Adjust on 1/2" H increments
- All-welded steel cabinet construction

Specialized Freestanding Sorters - 36"W, 2 columns of 11"W & 1 column 12"W Shelves

	<ul style="list-style-type: none"> Preconfigured models come standard with 3" H pockets in either letter (12"D) or legal (15"D) depths. Adjust on 1/2" H increments All-welded steel cabinet construction 								
	<ul style="list-style-type: none"> All-welded steel cabinet construction 								
Specialized Freestanding Sorters - 36"W, 2 columns of 11"W & 1 column 12"W Shelves									
SF3665B	Mailflow System® Freestanding Sorter Shelf Capacity: 57 Size: 36"W x 12"D x 64 1/2"H - Letter-Size - BL1 Size: 36"W x 15"D x 64 1/2"H - Legal-Size - BG1	SF3665BL1 SF3665BG1	5,431.00 5,988.00	5,431.00 5,988.00	1 1	292 273	- -	- -	- -
SF3680B	Mailflow System® Freestanding Sorter Shelf Capacity: 72 Size: 36"W x 12"D x 80"H - Letter-Size - BL1 Size: 36"W x 15"D x 80"H - Legal-Size - BG1	SF3680BL1 SF3680BG1	6,358.00 6,873.00	6,358.00 6,873.00	1 1	414 444	- -	- -	- -
	<ul style="list-style-type: none"> Preconfigured models come standard with 3" H pockets in either letter (12"D) or legal (15"D) depths. Adjust on 1/2" H increments All-welded steel cabinet construction 								
	<ul style="list-style-type: none"> All-welded steel cabinet construction 								
SF3665D	Mailflow System® Freestanding Sorter Shelf Capacity: 45 Size: 36"W x 12"D x 64 1/2"H - Letter-Size-DL1 Size: 36"W x 15"D x 64 1/2"H - Legal-Size-DG1	SF3665DL1 SF3665DG1	5,057.00 5,517.00	5,057.00 5,517.00	1 1	292 273	- -	- -	- -
SF3680D	Mailflow System® Freestanding Sorter Shelf Capacity: 57 Size: 36"W x 12"D x 80"H - Letter-Size - DL1 Size: 36"W x 15"D x 80"H - Legal-Size - DG1	SF3680DL1 SF3680DG1	6,016.00 6,427.00	6,016.00 6,427.00	1 1	414 444	- -	- -	- -

Model #	Description	Model #	List Price Ea.	Carton Price	Quantity Per Carton	Actual Weight	S-Parcel Billable Weight	Carton Cube	Freight Class	
<ul style="list-style-type: none"> • All shelves lock in place and won't pull out when retrieving mail • Shelves can be removed for easy height adjustment on 1/2" increments • Shelves have centered thumb cut for quick, one-handed retrieval 		<ul style="list-style-type: none"> • Front edge of shelves has a 45° beveled labeling flange for easy reading of labels and allows mail from pocket below to pass under above shelf without hanging up • Heavy-duty, 20-gauge shelves with V-groove hold up to 75 lbs. per pocket 								
		GSA Kwik-Shelf™ Shelving System for Open-Back Sorters, Plexi Door Units								
1114P06	Shelf for Open-Back Sorter Shelf: 11"W x 14 1/2"D	1114P06	255.00	255.00	6	2	-	-	-	
1214P06	Shelf for Open-Back Sorter Shelf: 12"W x 14 1/2"D	1214P06	259.00	259.00	6	2.5	-	-	-	
		GSA Kwik-Shelf™ Shelving System for Non-Plexi Door, Closed-Back Sorters								
0412P06	Shelf for Closed-Back Sorter Shelf: 4"W x 12"D	0412P06	139.00	139.00	6	0.5	-	-	-	
0512P06	Shelf for Closed-Back Sorter Shelf: 5"W x 12"D	0512P06	149.00	149.00	6	0.75	-	-	-	
0515P06	Shelf for Closed-Back Sorter Shelf: 5"W x 15"D	0515P06	155.00	155.00	6	1	-	-	-	
0612P06	Shelf for Closed-Back Sorter Shelf: 6"W x 12"D	0612P06	154.00	154.00	6	0.75	-	-	-	
0712P06	Shelf for Closed-Back Sorter Shelf: 7"W x 12"D	0712P06	162.00	162.00	6	1	-	-	-	
0812P06	Shelf for Closed-Back Sorter Shelf: 8"W x 12"D	0812P06	191.00	191.00	6	1.05	-	-	-	
0912P06	Shelf for Closed-Back Sorter Shelf: 9"W x 12"D	0912P06	210.00	210.00	6	1.05	-	-	-	
0915P06	Shelf for Closed-Back Sorter Shelf: 9"W x 15"D	0915P06	238.00	238.00	6	2	-	-	-	
1012P06	Shelf for Closed-Back Sorter Shelf: 10"W x 12"D	1012P06	222.00	222.00	6	1.15	-	-	-	
1015P06	Shelf for Closed-Back Sorter Shelf: 10"W x 15"D	1015P06	254.00	254.00	6	1.5	-	-	-	
1112P06	Shelf for Closed-Back Sorter Shelf: 11"W x 12"D	1112P06	235.00	235.00	6	1.25	-	-	-	
1115P06	Shelf for Closed-Back Sorter Shelf: 11"W x 15"D	1115P06	255.00	255.00	6	1.75	-	-	-	
1212P06	Shelf for Closed-Back Sorter Shelf: 12"W x 12"D	1212P06	238.00	238.00	6	1.4	-	-	-	
1215P06	Shelf for Closed-Back Sorter Shelf: 12"W x 15"D	1215P06	267.00	267.00	6	1.75	-	-	-	
1412P06	Shelf for Closed-Back Sorter Shelf: 14"W x 12"D	1412P06	326.00	326.00	6	2.3	-	-	-	
1415P06	Shelf for Closed-Back Sorter Shelf: 14"W x 15"D	1415P06	353.00	353.00	6	2.75	-	-	-	
1515P06	Shelf for Closed-Back Sorter Shelf: 15"W x 15"D	1515P06	394.00	394.00	6	2.9	-	-	-	
1612P06	Shelf for Closed-Back Sorter Shelf: 16"W x 12"D	1612P06	376.00	376.00	6	2.8	-	-	-	
1615P06	Shelf for Closed-Back Sorter Shelf: 16"W x 15"D	1615P06	412.00	412.00	6	3	-	-	-	

Office Suites
Tables & Desks
Meeting Essentials
Personal Organization
Ergonomics
High Density Storage
Storage & Filing
Facilities
Technology Furniture
Art & Engineering
K-12 Education
SAFE Collection Addendum

Model #	Description	Model #	List Price Ea.	Carton Price	Quantity Per Carton	Actual Weight	S-Parcel Billable Weight	Carton Cube	Freight Class
---------	-------------	---------	----------------	--------------	---------------------	---------------	--------------------------	-------------	---------------

Shelf Supports divide a sorter into columns and support the shelves within each column.

- Shelf supports are adjustable in 1" horizontal increments to fit various shelf widths
- Each support is slotted at 1/2" vertical increments for shelf adjustment
- Shelf support models are based on sorter type, height and shelf depth
- When ordering, remember that the two end shelf supports are included with each sorter

GSA Shelf Support - Closed-Back Sorters

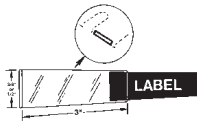
	SS24LM0 Shelf Support - 21"H Size: 12"W x 21"H	SS24LM01	81.00	81.00	1 Unit	5.4	-	-	-
		SS24LM02	160.00	160.00	2 Unit	5.4	-	-	-
		SS24LM03	243.00	243.00	3 Unit	5.4	-	-	-
		SS24LM04	321.00	321.00	4 Unit	5.4	-	-	-
		SS24LM05	407.00	407.00	5 Unit	5.4	-	-	-
	SS24GM0 Shelf Support - 21"H Size: 15"W x 21"H	SS24GM01	99.00	99.00	1 Unit	8.4	-	-	-
		SS24GM02	194.00	194.00	2 Unit	8.4	-	-	-
		SS24GM03	298.00	298.00	3 Unit	8.4	-	-	-
		SS24GM04	404.00	404.00	4 Unit	8.4	-	-	-
		SS24GM05	498.00	498.00	5 Unit	8.4	-	-	-
	SS33LM0 Shelf Support - 30"H Size: 12"W x 30"H	SS33LM01	91.00	91.00	1 Unit	8.0	-	-	-
		SS33LM02	189.00	189.00	2 Unit	8.0	-	-	-
		SS33LM03	291.00	291.00	3 Unit	8.0	-	-	-
		SS33LM04	393.00	393.00	4 Unit	8.0	-	-	-
		SS33LM05	480.00	480.00	5 Unit	8.0	-	-	-
SS33GM0 Shelf Support - 30"H Size: 15"W x 30"H	SS33GM01	117.00	117.00	1 Unit	10.5	-	-	-	
	SS33GM02	235.00	235.00	2 Unit	10.5	-	-	-	
	SS33GM03	340.00	340.00	3 Unit	10.5	-	-	-	
	SS33GM04	455.00	455.00	4 Unit	10.5	-	-	-	
	SS33GM05	560.00	560.00	5 Unit	10.5	-	-	-	
SS41LM0 Shelf Support - 38"H Size: 12"W x 38"H	SS41LM01	113.00	113.00	1 Unit	9.5	-	-	-	
	SS41LM02	229.00	229.00	2 Unit	9.5	-	-	-	
	SS41LM03	340.00	340.00	3 Unit	9.5	-	-	-	
	SS41LM04	469.00	469.00	4 Unit	9.5	-	-	-	
	SS41LM05	577.00	577.00	5 Unit	9.5	-	-	-	
SS41GM0 Shelf Support - 38"H Size: 15"W x 38"H	SS41GM01	131.00	131.00	1 Unit	12.6	-	-	-	
	SS41GM02	271.00	271.00	2 Unit	12.6	-	-	-	
	SS41GM03	395.00	395.00	3 Unit	12.6	-	-	-	
	SS41GM04	538.00	538.00	4 Unit	12.6	-	-	-	
	SS41GM05	678.00	678.00	5 Unit	12.6	-	-	-	
SS48LM0 Shelf Support - 45"H Size: 12"W x 45"H	SS48LM01	131.00	131.00	1 Unit	11.0	-	-	-	
	SS48LM02	279.00	279.00	2 Unit	11.0	-	-	-	
	SS48LM03	407.00	407.00	3 Unit	11.0	-	-	-	
	SS48LM04	522.00	522.00	4 Unit	11.0	-	-	-	
	SS48LM05	678.00	678.00	5 Unit	11.0	-	-	-	
SS48GM0 Shelf Support - 45"H Size: 15"W x 45"H	SS48GM01	159.00	159.00	1 Unit	14.8	-	-	-	
	SS48GM02	301.00	301.00	2 Unit	14.8	-	-	-	
	SS48GM03	469.00	469.00	3 Unit	14.8	-	-	-	
	SS48GM04	619.00	619.00	4 Unit	14.8	-	-	-	
	SS48GM05	771.00	771.00	5 Unit	14.8	-	-	-	

GSA Shelf Support - Open-Back and Plexi Back Sorters

	SS24N0 Shelf Support - 21"H Size: 14 1/2"D x 21"H	SS24N01	96.00	96.00	1 Unit	8.0	-	-	-
		SS24N02	200.00	200.00	2 Unit	8.0	-	-	-
		SS24N03	298.00	298.00	3 Unit	8.0	-	-	-
		SS24N04	404.00	404.00	4 Unit	8.0	-	-	-
		SS24N05	498.00	498.00	5 Unit	8.0	-	-	-
	SS33N0 Shelf Support - 30"H Size: 14 1/2"D x 30"H	SS33N01	113.00	113.00	1 Unit	10.0	-	-	-
		SS33N02	235.00	235.00	2 Unit	10.0	-	-	-
		SS33N03	340.00	340.00	3 Unit	10.0	-	-	-
		SS33N04	469.00	469.00	4 Unit	10.0	-	-	-
		SS33N05	577.00	577.00	5 Unit	10.0	-	-	-
	SS41N0 Shelf Support - 38"H Size: 14 1/2"D x 38"H	SS41N01	131.00	131.00	1 Unit	12.0	-	-	-
		SS41N02	279.00	279.00	2 Unit	12.0	-	-	-
		SS41N03	407.00	407.00	3 Unit	12.0	-	-	-
		SS41N04	538.00	538.00	4 Unit	12.0	-	-	-
		SS41N05	678.00	678.00	5 Unit	12.0	-	-	-
SS48N0 Shelf Support - 45"H Size: 14 1/2"D x 45"H	SS48N01	160.00	160.00	1 Unit	14.0	-	-	-	
	SS48N02	325.00	325.00	2 Unit	14.0	-	-	-	
	SS48N03	469.00	469.00	3 Unit	14.0	-	-	-	
	SS48N04	636.00	636.00	4 Unit	14.0	-	-	-	
	SS48N05	795.00	795.00	5 Unit	14.0	-	-	-	

Office Suites
Tables & Desks
Meeting Essentials
Personal Organization
Ergonomics
High Density Storage
Storage & Filing
Facilities
Technology Furniture
Art & Engineering
K-12 Education
SAFE Collection Addendum

Model #	Description	Model #	List Price Ea.	Carton Price	Quantity Per Carton	Actual Weight	S-Parcel Billable Weight	Carton Cube	Freight Class
Label Holders									
<ul style="list-style-type: none"> • Transparent label holders fit securely on beveled shelf front • Blank, white label inserts with four sides are included 									
90145	Label Holder, Adhesive - 3"W x 3/8"H	90145	49.00	-	20	1 oz.	-	-	-
911785	Label Holder, Magnetic - 3"W x 1/2"H	911785	73.00	-	20	3 oz.	-	-	-
922VEL	Label Holder, Velcro® - 3"W x 1/2"H	922VEL	4.00	-	20	3 oz.	-	-	-



90155	Label, Adhesive - Colored - 3"W x 3/8"H	90155	8.40	-	84/set	1 oz.	-	-	-
90154	Label, Adhesive - White - 3"W x 3/8"H	90154	8.40	-					
911884	Label, Magnetic - White - 3"W x 1/2"H	911884	6.00	-					

90155 - Set of label inserts in six colors (White, Orange, Blue, Yellow, Pink and Green), in microperforated, 8 1/2" x 11" sheets. 14 four-sided blank label inserts per color, 84 per set. Fit in label holders (above). Use with PC and ink jet or laser printer.

Office Suites
Tables & Desks
Meeting Essentials
Personal Organization
Ergonomics
High Density Storage
Storage & Filing
Facilities
Technology Furniture
Art & Engineering
K-12 Education
SAFE Collection Addendum

Work Surface Finishes – High Pressure Laminate

- | | |
|------------------|--------------|
| Designer White | Fusion Maple |
| Biltmore Cherry | Black |
| Columbian Walnut | Asian Night |
| Fashion Gray | Asian Sand |

Grommet

For additional wire management select a grommet. Grommets are located towards the rear and positioned in the center of the table (Black only).

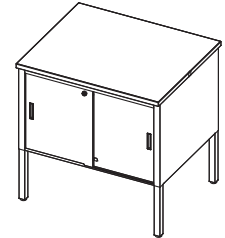
Model #	Suffix	List Price
G	Multi Use Grommet (Black)	28.00

High Pressure Laminate Edge Band Colors

Black, Designer White, Ice Gray

Safco® Corporate Color Program – Powder Coat Paint Finishes

- | | | | |
|-------------|-------------|-------------------|----------------|
| Black | Mist | White | Textured Black |
| Blue Medium | Navy | Textured Graphite | |
| Desert Sage | Tech Silver | Textured Gray | |

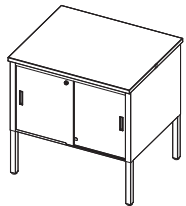


Custom Request Form see page 11

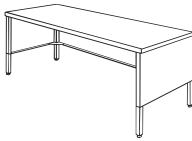
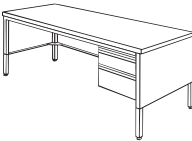

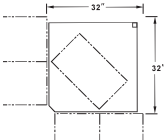
All requests for customization of product, sizes and finishes must have prior approval. Please email specials@safcoproducts.com

Order Example: T S A 3 6 3 0 H G + B L A C K + B L A C K + T E C H S I L V E R
MODEL LAMINATE FINISH EDGE BAND COLOR CABINET POWDER COAT FINISH


Model #	Description	Laminates	Model #	List Price Ea.	Quantity Carton Price	Per Carton	S-Parcel Actual Weight	Billable Weight	Carton Cube	Freight Class
Storage Tables - No Master Key Available										
TSA3630H	Storage Table 36"W x 30"D x 24" to 36"H	High Pressure	TSA3630H	3,175.00	3,175.00	1	129	-	-	-
TSA3630DH	Storage Table with Locking Doors 36"W x 30"D x 24" to 36"H	High Pressure	TSA3630DH	3,923.00	3,923.00	1	146	-	-	-
TSA4830H	Storage Table 48"W x 30"D x 24" to 36"H	High Pressure	TSA4830H	3,471.00	3,471.00	1	155	-	-	-
TSA4830DH	Storage Table with Locking Doors 48"W x 30"D x 24" to 36"H	High Pressure	TSA4830DH	4,356.00	4,356.00	1	172	-	-	-
TSA6030H	Storage Table 60"W x 30"D x 24" to 36"H	High Pressure	TSA6030H	3,905.00	3,905.00	1	180	-	-	-
TSA6030DH	Storage Table with Locking Doors 60"W x 30"D x 24" to 36"H	High Pressure	TSA6030DH	4,835.00	4,835.00	1	198	-	-	-
TSA7230H	Storage Table 72"W x 30"D x 24" to 36"H	High Pressure	TSA7230H	4,366.00	4,366.00	1	230	-	-	-
TSA7230DH	Storage Table with Locking Doors 72"W x 30"D x 24" to 36"H	High Pressure	TSA7230DH	5,349.00	5,349.00	1	250	-	-	-



Mailflow Systems® - Tables & Storage Tables

Model #	Description	Laminates	Model #	List Price Ea.	Quantity Carton Price	Per Carton	S-Parcel Actual Weight	Billable Weight	Carton Cube	Freight Class
GSA Work Tables										
	TW30LAM Work Table 30"W x 30"D x 24" to 36"H	High Pressure	TW30LAM	2,151.00	2,151.00	1	66	-	-	-
	TW36LAM Work Table 36"W x 30"D x 24" to 36"H	High Pressure	TW36LAM	2,551.00	2,551.00	1	76	-	-	-
	TW48LAM Work Table 48"W x 30"D x 24" to 36"H	High Pressure	TW48LAM	2,776.00	2,776.00	1	94	-	-	-
	TW72LAM Work Table 72"W x 30"D x 24" to 36"H	High Pressure	TW72LAM	3,621.00	3,621.00	1	150	-	-	-
GSA Pedestal Tables										
	TP48LAM Pedestal Table 48"W x 30"D x 24" to 36"H	High Pressure	TP48LAM	4,118.00	4,118.00	1	138	-	-	-
	TP60LAM Pedestal Table 60"W x 30"D x 24" to 36"H	High Pressure	TP60LAM	4,658.00	4,658.00	1	166	-	-	-
	TP72LAM Pedestal Table 72"W x 30"D x 24" to 36"H	High Pressure	TP72LAM	5,653.00	5,653.00	1	194	-	-	-
	APED1 Suspended Pedestal 1 Box and 1 File Drawer 15½"W x 21¼"D x 19¾"H		APED1	1,505.00	1,505.00	1	48	-	-	-
GSA Corner Platform Only can use on Work Tables										
	TCNRLAM Corner Platform 30"W x 30"D x 24" to 36"H (Fits in 32"W x 32"D Space)	High Pressure	TCNRLAM	1,780.00	1,780.00	1	40	-	-	-

Mailflow Systems® - Storage Consoles

GSA Storage Consoles - No Master Key Available										
	MC363030H Storage Console 36"W x 30"D x 30"H	High Pressure	MC363030H	3,283.00	3,283.00	1	126	-	-	-
	MC363030DH Storage Console with Locking Doors 36"W x 30"D x 30"H	High Pressure	MC363030DH	4,157.00	4,157.00	1	141	-	-	-
	MC483030H Storage Console 48"W x 30"D x 30"H	High Pressure	MC483030H	3,752.00	3,752.00	1	155	-	-	-
	MC483030DH Storage Console with Locking Doors 48"W x 30"D x 30"H	High Pressure	MC483030DH	4,702.00	4,702.00	1	172	-	-	-
	MC603030H Storage Console 60"W x 30"D x 30"H	High Pressure	MC603030H	3,874.00	3,874.00	1	184	-	-	-
	MC603030DH Storage Console with Locking Doors 60"W x 30"D x 30"H	High Pressure	MC603030DH	4,977.00	4,977.00	1	203	-	-	-
	MC723030H Storage Console 72"W x 30"D x 30"H	High Pressure	MC723030H	4,321.00	4,321.00	1	213	-	-	-
	MC723030DH Storage Console with Locking Doors 72"W x 30"D x 30"H	High Pressure	MC723030DH	5,513.00	5,513.00	1	234	-	-	-

Office Suites
Tables & Desks
Meeting Essentials
Person Organization
Ergonomics
High Density Storage
Storage & Filing
Facilities
Technology Furniture
Art & Engineering
K-12 Education
SAFE Collection Addendum

Work Surface Finishes – High Pressure Laminate

Designer White	Fusion Maple
Biltmore Cherry	Black
Columbian Walnut	Asian Night
Fashion Gray	Asian Sand

Grommet

For additional wire management select a grommet. Grommets are located towards the rear and positioned in the center of the table (Black only).

Model #	Suffix	List Price
G	Multi-Use Grommet (Black)	28.00

High Pressure Laminate Edge Band Colors

Black, Designer White, Ice Gray

Safco® Corporate Color Program – Powder Coat Paint Finishes

Black	Mist	White	Textured Black
Blue Medium	Navy	Textured Graphite	
Desert Sage	Tech Silver	Textured Gray	


Custom Request Form see page 11

All requests for customization of product, sizes and finishes must have prior approval. Please email specials@safcoproducts.com

Order Example: C L 4 8 T L A M G + B L A C K + B L A C K + T E C H S I L V E R

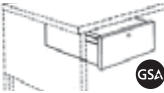

MODEL
LAMINATE FINISH
EDGE BAND COLOR
POWDER COAT FINISH

WHEN ORDERING HIGH PRESSURE LAMINATE ADD SUFFIX "LAM"

Model #	Description	Laminates	Model #	List Price Ea.	Quantity Carton Price	Per Carton	S-Parcel Actual Weight	Billable Weight	Carton Cube	Freight Class	
	Storage Table & Console Adjustable Shelf Kit										
TSK3630	Adjustable Shelf Kit, 32% ¹ / ₈ " W x 24" D, Graphite	TSK3630	411.00	411.00	1	20	--	--	--	--	
TSK4830	Adjustable Shelf Kit, 44% ¹ / ₈ " W x 24" D, Graphite	TSK4830	449.00	449.00	1	27	--	--	--	--	
TSK6030	Adjustable Shelf Kit, 56% ¹ / ₈ " W x 24" D, Graphite	TSK6030	475.00	475.00	1	33	--	--	--	--	
TSK7230	Adjustable Shelf Kit, 68% ¹ / ₈ " W x 24" D, Graphite	TSK7230	504.00	504.00	1	40	--	--	--	--	

Note: 24"D shelf can only be used with the 30"D Storage Table and Sliding Door Console.

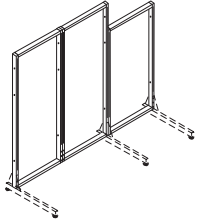
Mailflow Systems® - Mailroom Table Accessories

Model #	Description	Laminates	Model #	List Price Ea.	Carton Price	Quantity Per Carton	S-Parcel Actual Weight	Billable Weight	Carton Cube	Freight Class	
	Pencil Drawer - Store pencils, other small objects. Mounts to any table without doors; field installed. Black only.										
1218	Pencil Drawer 24"W x 16"D x 1 3/4"H		1218	226.00	226.00	1	7	--	--	--	
	Table Casters - Heavy-duty Casters with braking action; add mobility to any mail room table.										
ACASTK	6"H Table Casters, Set of 4, field-installed Weight rating 500 lbs. per set of four		ACASTK	617.00	617.00	1	6.5	--	--	--	

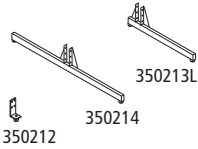
Build-your-own shipping system with individual frames, shelves, work surfaces and accessories.

- Frames are heavy-duty 11-gauge welded tubular steel
- Frames are slotted on 1" vertical increments allowing components to connect without tools
- Frames can be bolted together as your needs expand. 800 lbs. maximum load per frame
- Shelves are 14-gauge steel with welded attachment brackets
- Work surfaces are of 1" thick thermally-fused low-pressure laminate with medium density wood cores
- Standard finishes: Mist or Sand powder coat paint finish with Birch thermally-fused laminate work surface

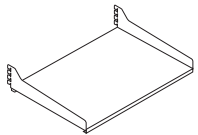
Model #	Description	Model #	List Price Ea.	Carton Price	Quantity Per Carton	Actual Weight	S-Parcel Billable Weight	Carton Cube	Freight Class
GSA Steel Frames - 800 lbs. Maximum Load Per Frame									
3202460	Steel Frame, 24"W x 60"H	3202460	942.00	942.00	1	36	-	-	-
3202472	Steel Frame, 24"W x 72"H	3202472	1,011.00	1,011.00	1	40	-	-	-
3202484	Steel Frame, 24"W x 84"H	3202484	1,111.00	1,111.00	1	44	-	-	-
3203060	Steel Frame, 30"W x 60"H	3203060	971.00	971.00	1	39	-	-	-
3203072	Steel Frame, 30"W x 72"H	3203072	1,032.00	1,032.00	1	43	-	-	-
3203084	Steel Frame, 30"W x 84"H	3203084	1,135.00	1,135.00	1	48	-	-	-
3203660	Steel Frame, 24"W x 60"H	3203660	1,004.00	1,004.00	1	40	-	-	-
3203672	Steel Frame, 24"W x 72"H	3203672	1,050.00	1,050.00	1	47	-	-	-
3203684	Steel Frame, 24"W x 84"H	3203684	1,153.00	1,153.00	1	48	-	-	-
Standard finishes: Mist or Sand powder coat paint finish, please specify when ordering									



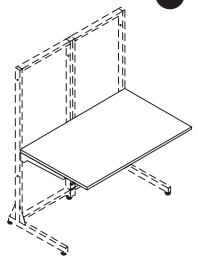
Model #	Description	Model #	List Price Ea.	Carton Price	Quantity Per Carton	Actual Weight	S-Parcel Billable Weight	Carton Cube	Freight Class
GSA Leg Options									
350212	Foot, Center Support	350212	143.00	143.00	1	2	-	-	-
350213R	Leg, Single Right	350213R	470.00	470.00	1	13	-	-	-
350213L	Leg, Single Left	350213L	470.00	470.00	1	13	-	-	-
350214	Leg, Double-Sided (Universal)	350214	585.00	585.00	1	11	-	-	-
350215	Casters for Frame (Pair; 1 Locks)	350215	228.00	228.00	1	4	-	-	-
Standard finishes: Mist or Sand powder coat paint finish, please specify when ordering									



Model #	Description	Model #	List Price Ea.	Carton Price	Quantity Per Carton	Actual Weight	S-Parcel Billable Weight	Carton Cube	Freight Class
GSA Horizontal Mounting Shelf, Steel (Includes Mounting Brackets)									
3302416	Steel Frame, 24"W x 16"D	3302416	343.00	343.00	1	16	-	-	-
3303016	Steel Frame, 30"W x 16"D	3303016	418.00	418.00	1	19	-	-	-
3303616	Steel Frame, 36"W x 16"D	3303616	537.00	537.00	1	20	-	-	-
3304816	Steel Frame, 48"W x 16"D	3304816	780.00	780.00	1	27	-	-	-
3305416	Steel Frame, 54"W x 16"D	3305416	824.00	824.00	1	24	-	-	-
3306016	Steel Frame, 60"W x 16"D	3306016	873.00	873.00	1	32	-	-	-
Standard finishes: Mist or Sand powder coat paint finish, please specify when ordering									

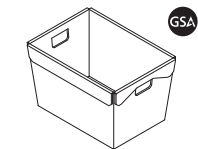


Model #	Description	Model #	List Price Ea.	Carton Price	Quantity Per Carton	Actual Weight	S-Parcel Billable Weight	Carton Cube	Freight Class
GSA Desk Worksurface (Includes Mounting Brackets)									
3402430	Work Surface, 24"W x 30"D	3402430	808.00	808.00	1	24	-	-	-
3403030	Work Surface, 30"W x 30"D	3403030	916.00	916.00	1	30	-	-	-
3403630	Work Surface, 36"W x 30"D	3403630	1,011.00	1,011.00	1	34	-	-	-
3404830	Work Surface, 48"W x 30"D	3404830	1,209.00	1,209.00	1	45	-	-	-
3406030	Work Surface, 60"W x 30"D	3406030	1,577.00	1,577.00	1	56	-	-	-
3407230	Work Surface, 72"W x 30"D	3407230	1,718.00	1,718.00	1	78	-	-	-
3409030	Work Surface, 90"W x 30"D	3409030	2,177.00	2,177.00	1	96	-	-	-
350220	Adjustable Front Support Leg	350220	304.00	304.00	1	4	-	-	-
Finish: Birch Thermally-Fused laminate work surface									



Mailflow Systems® - Mailroom Accessories

Model #	Description	Model #	List Price Ea.	Carton Price	Quantity Per Carton	Actual Weight	S-Parcel Billable Weight	Carton Cube	Freight Class
GSA Totes									
90225	Totes, Pack of 3 13 1/4"W x 18 1/4"D x 11 1/4"H	90225	294.00	294.00	3	8	-	-	-
Totes of lightweight, high-density polyethylene with 3/8" dia. galvanized wire rod reinforcement at top. Available in packages of 3									



Mailflow-To-Go™ - Work Tables

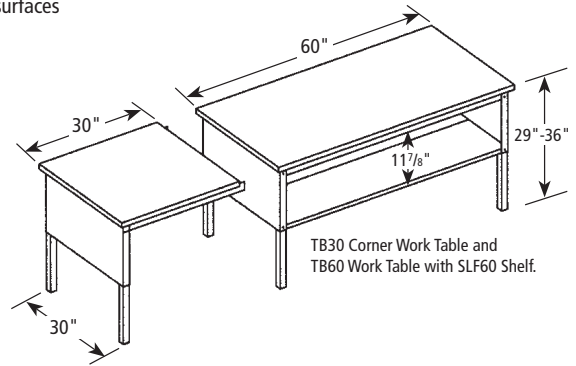
Safco® Products marketing materials are designed to be used as sales tools for our Dealer network.

The perfect solution for smaller organizations needing economical and functional mail center furniture.

- Rugged steel frame construction with 1" thick thermally-fused low-pressure laminate work surfaces
- 500 lb. weight capacity
- Ready to assemble

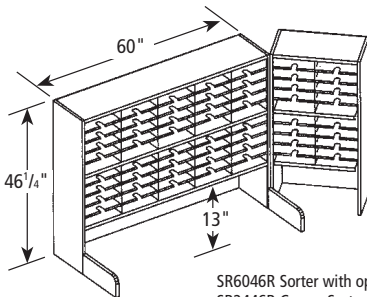
Work Table

- Choice of either a 48"W or a 60"W rectangular table with attaching 30"W corner table
- Corner table has two legs and must be installed adjacent to work table
- Legs are 1½" square, 16-gauge brushed chrome tubular steel
- Tables adjust from 29" - 36" H on 1" increments
- Standard Finishes: Pebble Gray paint with Birch TFL laminate work surface
- Work surfaces have 3mm PVC edge
- 48"W and 60"W table has optional Shelf for under surface storage
- SLF48 and SLF60 each have 75 lb. capacity



Model #	Description	Model #	List Price Ea.	Carton Price	Quantity Per Carton	Actual Weight	S-Parcel Billable Weight	Carton Cube	Freight Class
GSA Work Tables									
TB48	48"W Work Table 48"W x 30"D x 29-36"H	TB48	1,322.00	1,322.00	1	90	-	-	-
SLF48	Shelf for 48"W Work Table 44"W x 25½"D x 1"H	SLF48	310.00	310.00	1	20	-	-	-
TB60	60"W Work Table 60"W x 30"D x 29-36"H	TB60	1,750.00	1,750.00	1	112	-	-	-
SLF60	Shelf for 60"W Work Table 56"W x 25½"D x 1"H	SLF60	333.00	333.00	1	25	-	-	-
TB30	30"W Corner Work Table 30"W x 30"D x 29-36"H	TB30	1,257.00	1,257.00	1	53	-	-	-
1219	Pencil Tray (Black Only) 21"W x 16"D x 1¼"H	1219	226.00	226.00	1	-	-	-	-

Mailflow-To-Go™ - Sorters



SR6046R Sorter with optional DR2 Dump Rails and SR2446R Corner Sorter.

Sorters

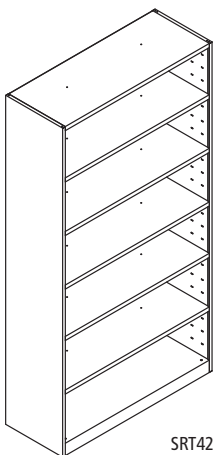
- Standard pocket dimension: 11½"W x 2½"H x 13¼"D. Shelves are fixed
- Pockets sized to accommodate commonly used 10 x 13" flat envelopes
- 48"W and 60"W sorters available in multiple heights, with or without elevated riser
- 24"W sorter available in a two-tier with riser configuration only
- Optional side dump rails and label holders
- Durable steel construction, ready to assemble
- Pebble Gray only

Model #	Description	Model #	List Price Ea.	Carton Price	Quantity Per Carton	Actual Weight	S-Parcel Billable Weight	Carton Cube	Freight Class
Sorters									
SR4833R	1-Tier Riser, 48"W x 13¼"D x 33¼"H - 20 Pockets	SR4833R	1,524.00	1,524.00	1	91	-	-	-
SR4833	2-Tier No Riser, 48"W x 13¼"D x 33¼"H - 40 Pockets	SR4833	1,912.00	1,912.00	1	133	-	-	-
SR4846R	2-Tier Riser, 48"W x 13¼"D x 46¼"H - 40 Pockets	SR4846R	2,366.00	2,366.00	1	146	-	-	-
SR6033R	1-Tier Riser, 60"W x 13¼"D x 33¼"H - 25 Pockets	SR6033R	1,550.00	1,550.00	1	113	-	-	-
SR6033	2-Tier No Riser, 60"W x 13¼"D x 33¼"H - 50 Pockets	SR6033	2,011.00	2,011.00	1	166	-	-	-
SR6046R	2-Tier Riser, 60"W x 13¼"D x 46¼"H - 50 Pockets	SR6046R	2,509.00	2,509.00	1	182	-	-	-
SR2446R	Corner Sorter, 24"W x 13¼"D x 46¼"H - 20 Pockets	SR2446R	1,518.00	1,518.00	1	85	-	-	-
90145	Label Holder (Set of 20) - Adhesive	90145	49.00	-	20	1 oz.	-	-	-
911785	Label Holder (Set of 20) - Magnetic	911785	73.00	-	20	3 oz.	-	-	-
922VEL	Label Holder (Set of 20) - Velcro®	922VEL	4.00	-	20	3 oz.	-	-	-

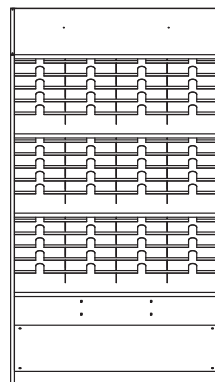
Mailflow-To-Go™ Cabinets

These reconfigurable Mailflow-to-Go™ cabinets are a perfect addition to any mail or storage room. Their clever design uses one standard cabinet with any of three internal configurations creating a mail sort station, literature organizer or a standard shelving unit for bulk storage.

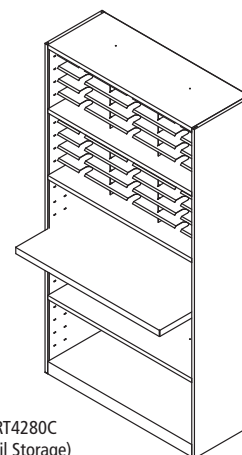
- Cabinet measures 42"W x 80"H x 16"D
- Weight capacity 50 lbs. per shelf
- Three unique configurations (Mail, Literature or Bulk Storage)
- Easy to assemble, no hardware required
- Available in Pebble Gray only



SRT4280A
(Bulk Storage)



SRT4280B
(Literature/Form Storage)



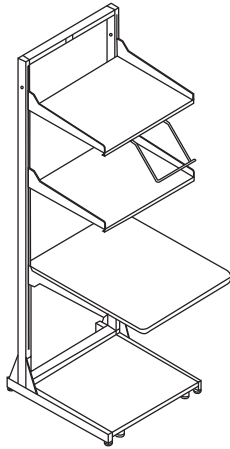
SRT4280C
(Mail Storage)
(Note: Reference Shelf 25"D)

Model #	Description	Model #	List Price Ea.	Carton Price	Quantity Per Carton	Actual Weight	S-Parcel Billable Weight	Carton Cube	Freight Class
GSA Cabinets									
SRT4280A	Bulk Storage Cabinet, 5 Adjustable Shelves 42"W x 16"D x 80"H	SRT4280A	2,461.00	2,461.00	1	154	-	-	-
SRT4280B	Storage Cabinet, Literature/Forms, 72 Pockets 42"W x 16"D x 80"H, Pocket Size: 10 1/4"W x 12 3/4"D x 2 1/4"H	SRT4280B	3,890.00	3,890.00	1	234	-	-	-
SRT4280C	Mail Storage Cabinet, 30 Pockets 42"W x 16"D x 80"H, Pocket Size: 13 1/2"W x 12 3/4"D x 2 1/4"H	SRT4280C	3,522.00	3,522.00	1	202	-	-	-

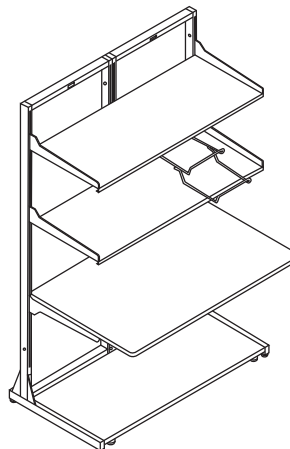
- **Frames:** Heavy-duty 1" x 2" 11-gauge welded steel, slotted on both sides in 1" increments. Frames can be bolted together as needs expand. 800 lb. maximum load per frame. **Note:** Frame heights are for frame only. Must add 3" for foot and 6" for caster and foot. **Note:** Add frame braces #350325 R (RH) and #350325L (LH) for structural rigidity on 72" and 84" height frames
 - **Shelves:** 14-gauge steel with integral attachment brackets. Available either horizontal or with 13° tilt. Floor shelf for CPU requires either glide or caster kit. 300 lb. maximum load per shelf
 - **Work Surface:** 1" Thermally-Fused Fog Gray laminate with T-mold edge standard. Also available in 1/8" high pressure laminate or ESD laminate with T-mold edge (does not include grounding wire) Support brackets included. Additional front support leg suggested for loads over 150 lbs. Support leg included with 36" deep work surfaces
 - **Keyboard supports:** Available in four variations — single wire holder or double wire holder for mounting under steel shelves; retractable platform or keyboard drawer for mounting under work surface
- Available in Safco® Corporate Colors see page 10 or go to Safcoproducts.com for more information

PRECONFIGURED MATRIX® LAN STATION: TYPICALS

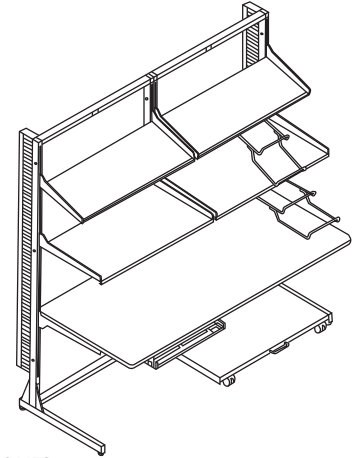
Safco offers three preconfigured Maytrix LAN stations to meet a variety of systems needs. **Each ships in a single carton.**
Color: Gray powder coat paint finish, with Fog Gray low pressure laminate surfaces only for preconfigured units.



31124

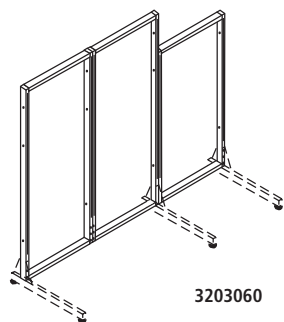


31148



31172

Model No.	Description	Weight	List Price
31124	24" Basic Maytrix (1) 24" x 72" Frame; (2) Single-Sided Legs; (2) 24" x 16" Horizontal Shelves; (1) Single Wire Keyboard Holder; (1) 24" x 30" Work Surface; (1) 18" x 21" Floor Shelf; (1) Floor Shelf Glide Kit	119	3,901.00
31148	48" Maytrix Console (2) 24" x 72" Frames; (2) Single-Sided Legs; (1) Center Support Foot; (2) 48" x 16" Horizontal Shelves; (1) Double Wire Keyboard Holder; (1) 48" x 30" Work Surface; (1) 42" x 21" Floor Shelf; (1) Floor Shelf Glide Kit	211	6,609.00
31172	72" Deluxe Maytrix (2) 36" x 72" frames; (2) Single-Sided Legs; (1) Center Support Foot; (2) 36" x 16" Tilt Shelves; (2) 36" x 16" Horizontal Shelves; (2) Double Wire Keyboard Holders; (1) 72" x 30" Work Surface; (1) Under Surface Keyboard Drawer; (1) 30" x 21" Floor Shelf; (1) Floor Shelf Caster Kit; (2) 6 ft. Slotted Cable Management Channels	270	9,774.00



3203060

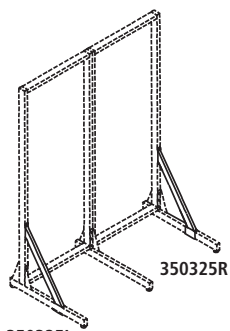


350320R



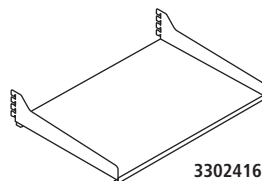
350212

350214

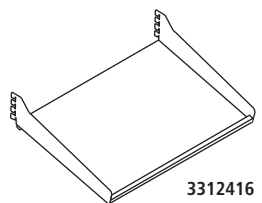


350325R

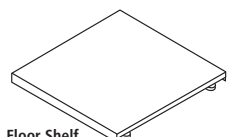
350325L



3302416



3312416



Floor Shelf with Glide Kit



Floor Shelf with Caster Kit

Model No.	Description	Weight	List Price
GSA Maytrix Steel Frames			
3202460	Frame, 24"W x 60"H	36	942.00
3202472	Frame, 24"W x 72"H	40	1,011.00
3202484	Frame, 24"W x 84"H	44	1,111.00
3203060	Frame, 30"W x 60"H	39	971.00
3203072	Frame, 30"W x 72"H	43	1,032.00
3203084	Frame, 30"W x 84"H	48	1,135.00
3203660	Frame, 36"W x 60"H	40	1,004.00
3203672	Frame, 36"W x 72"H	47	1,050.00
3203684	Frame, 36"W x 84"H	48	1,153.00

Model No.	Description	Weight	List Price
GSA Maytrix Leg Options			
350212	Foot, Center Support	2	143.00
350213R	Leg, Single Right (for use with 30" deep work surfaces)	7	470.00
350213L	Leg, Single Left (for use with 30" deep work surfaces)	7	470.00
350320R	Leg, Single Right (for use with 36" deep work surfaces)	7	470.00
350320L	Leg, Single Left (for use with 36" deep work surfaces)	7	470.00
350214	Leg, Double-Sided (universal fits L or R)	11	585.00
350215	Casters for Frame (pair-1 lock, 1 non-lock)	4	228.00
350325R	Frame Brace, Right	4	232.00
350325L	Frame Brace, Left	4	232.00

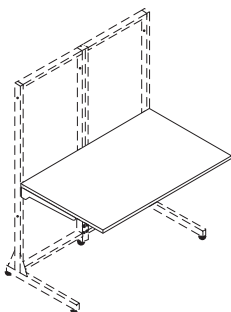
Model No.	Description	Weight	List Price	Model No.	Description	Weight	List Price
GSA Maytrix Horizontal Mounting Shelf, steel (includes mounting brackets)							
3302416	24"W x 16"D	16	343.00	3302420	24"W x 20"D	16	400.00
3303016	30"W x 16"D	19	418.00	3303020	30"W x 20"D	16	496.00
3303616	36"W x 16"D	20	537.00	3303620	36"W x 20"D	24	564.00
3304816	48"W x 16"D	27	780.00	3304820	48"W x 20"D	27	811.00
3305416	54"W x 16"D	27	824.00	3305420	54"W x 20"D	27	859.00
3306016	60"W x 16"D	32	873.00	3306020	60"W x 20"D	38	920.00
350318	Replacement Center Mounting Bracket (48", 60" only)						161.00

Model No.	Description	Weight	List Price	Model No.	Description	Weight	List Price
GSA Maytrix 13° Tilt Shelf, steel (includes mounting brackets)							
3312416	24"W x 16"D	16	506.00	3312420	24"W x 20"D	19	526.00
3313016	30"W x 16"D	19	593.00	3313020	30"W x 20"D	19	617.00
3313616	36"W x 16"D	21	666.00	3313620	36"W x 20"D	19	695.00

Model No.	Description	Weight	List Price
GSA Maytrix Floor Shelf, steel			
3322421	Floor Shelf, 18"W x 21"D, Fits 24"W Frame	14	596.00
3323021	Floor Shelf, 24"W x 21"D, Fits 30"W Frame	16	593.00
3323621	Floor Shelf, 30"W x 21"D, Fits 36"W Frame	19	604.00
3324821	Floor Shelf, 42"W x 21"D, Fits 48"W Frame	26	649.00
3326021	Floor Shelf, 54"W x 21"D, Fits 60"W Frame	30	697.00
350218	Floor Shelf Caster Kit (2 lock, 2 non-lock) + Handle	2	77.00
350216	Floor Shelf Glide Kit (set of 4)	1	89.00

MAYTRIX DESK WORK SURFACE

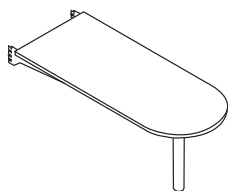
- Includes mounting brackets
- 36" D surfaces include adjustable front support legs



Model No.	Description	Weight	TFL	HPL	ESD
			Laminate List Price	Laminate List Price	Laminate List Price
			"L" Suffix	"LE" Suffix	
3402430	Work Surface, 24"W x 30"D	24	808.00	1,050.00	1,491.00
3403030	Work Surface, 30"W x 30"D	30	916.00	1,196.00	1,644.00
3403630	Work Surface, 36"W x 30"D	34	1,011.00	1,312.00	1,776.00
3404830	Work Surface, 48"W x 30"D	45	1,209.00	1,598.00	2,088.00
3405430	Work Surface, 54"W x 30"D	45	1,385.00	1,807.00	2,379.00
3406030	Work Surface, 60"W x 30"D	56	1,577.00	2,006.00	2,538.00
3407230	Work Surface, 72"W x 30"D	78	1,718.00	2,177.00	2,736.00
3409030	Work Surface, 90"W x 30"D	96	2,177.00	2,806.00	3,415.00
3402436	Work Surface, 24"W x 36"D	29	1,091.00	1,240.00	1,628.00
3403036	Work Surface, 30"W x 36"D	33	1,166.00	1,593.00	1,776.00
3403636	Work Surface, 36"W x 36"D	42	1,295.00	1,549.00	2,042.00
3404836	Work Surface, 48"W x 36"D	64	1,453.00	1,879.00	2,486.00
3405436	Work Surface, 54"W x 36"D	66	1,809.00	2,120.00	2,796.00
3406036	Work Surface, 60"W x 36"D	67	1,812.00	2,357.00	3,106.00
3407236	Work Surface, 72"W x 36"D	75	2,051.00	2,568.00	3,392.00
3409036	Work Surface, 90"W x 36"D	90	2,537.00	3,291.00	4,359.00

Note: TFL = Low Pressure Laminate as standard.

MAYTRIX PENINSULA



Model No.	Description	Weight	TFL	HPL	ESD
			Laminate List Price	Laminate List Price	Laminate List Price
			"L" Suffix	"LE" Suffix	
Maytrix Peninsula (includes mounting brackets - hooks onto Maytrix™ frame)					
3407130	71" L x 30"W with T-mold Edge	83	1,733.00	2,213.00	2,510.00

Note: Post-formed edge not available on peninsula surface. Surface height must be set nominally at 29".

MAYTRIX 90° CORNER WORK SURFACES

Model No.	Description	Weight	List Price
Maytrix Corner Components - Shelves			
3332416	90° Steel Corner Shelf, 24"W x 16"D (requires two 24" frames)	20	532.00
3332420	90° Steel Corner Shelf, 24"W x 20"D (requires two 24" frames)	22	543.00
3333016	90° Steel Corner Shelf, 30"W x 16"D (requires two 30" frames)	22	549.00
3333616	90° Steel Corner Shelf, 36"W x 16"D (requires two 36" frames)	25	573.00
3333020	90° Steel Corner Shelf, 30"W x 20"D (requires two 30" frames)	25	573.00
3333620	90° Steel Corner Shelf, 36"W x 20"D (requires two 36" frames)	28	591.00

Office Suites
Tables & Desks
Meeting Essentials
Personal Organization
Ergonomics
High Density Storage
Storage & Filing
Facilities
Technology Furniture
Art & Engineering
K-12 Education
SAFE Collection Addendum

MAYTRIX® 90° CORNER WORK SURFACES 

Model No.	Description	TFL Laminate List Price	HPL Laminate List Price	ESD Laminate List Price
			"L" Suffix	"LE" Suffix
3403030	30"W x 30"D (requires two 30" frames; 350213L/350213R legs recommended).	916.00	1,196.00	1,644.00
3403636	36"W x 36"D (requires two 36" frames; 350213L/350213R legs recommended)	1,295.00	1,549.00	2,042.00
3434830	48"W x 30"D (requires four 24" frames)	1,765.00	2,148.00	2,510.00
3434836	48"W x 36"D (requires four 24" frames)	1,962.00	2,346.00	2,668.00

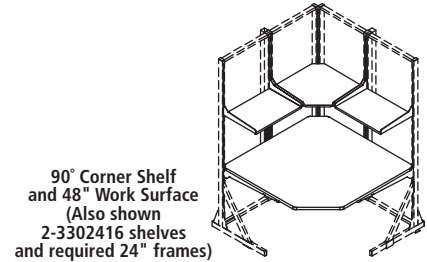
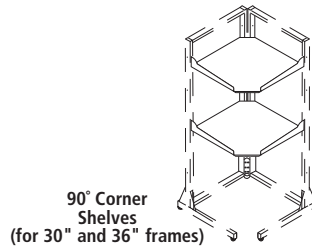
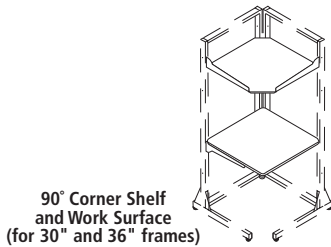
Model No.	Description	List Price	List Price
350217	Corner Connector Kit (foot and hardware required for 90° corner configuration)	236.00	236.00

HOW TO SPECIFY

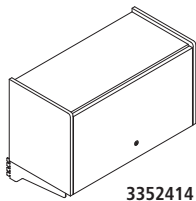
Start with base model number for work surfaces or peninsula and **SELECT ONE CODE FROM EACH OF THE OPTIONS** to complete your final model number for ordering:

Select MODEL NUMBER (ie., 3403030)	Option 1 Thermally-Fused Laminate No suffix	Option 2 High Pressure Laminate L = HPL Laminate	Option 3 ESD Laminate LE = ESD Laminate
------------------------------------	---	--	---

The final model number for a surface with the base model number of 3403030 with the ESD Laminate option would be 3403030LE.

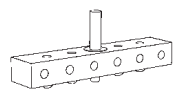


STORAGE BINS 



Model No.	Description	Internal Dimensions	Weight	TFL Laminate List Price	HPL Laminate List Price
					"L" Suffix
3352414	24"W Storage Bin	13"H x 21¼"W x 13¼"D	40	1,641.00	1,737.00
3353014	30"W Storage Bin	13"H x 27¼"W x 13¼"D	4	1,667.00	1,764.00
3353614	36"W Storage Bin	13"H x 33¼"W x 13¼"D	51	1,716.00	1,838.00

ESD ACCESSORIES

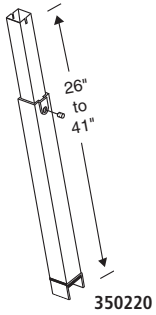


- Must be wired in compliance with local electrical codes
- Grounding Bar provides common grounding point for managing multiple ground wires
- Wrist Strap must be used with Grounding Jack for proper grounding
- Grounding Jack accommodates 4 standard banana jacks (on the end of wrist straps)

Model No.	Description	Weight	List Price
787	ESD Wrist Strap	2	145.00
788	ESD Grounding Jack	3	159.00
789	ESD Grounding Bar	.5	248.00

Office Suites
Tables & Desks
Meeting Essentials
Personal Organization
Ergonomics
High Density Storage
Storage & Filing
Facilities
Technology Furniture
Art & Engineering
Education
SAFE Collection Addendum

GSA MAYTRIX LAN RACKING SYSTEM



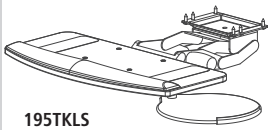
Model No.	Description	Weight	List Price
GSA 350220	Adjustable Front Support Leg - All Work Surfaces	4	304.00
GSA 350321R	Replacement Top Bracket (right) - 30"D and 36"D Work Surfaces	4	161.00
GSA 350321L	Replacement Top Bracket (left) - 30"D and 36"D Work Surfaces	4	161.00
GSA 350327R	Replacement Top Bracket (right) - All 24"D Work Surfaces	4	172.00
GSA 350327L	Replacement Top Bracket (left) - All 24"D Work Surfaces	4	172.00

Note: Adjustable front support leg recommended for all corner and 36" deep work surfaces.

Maytrix Power Accessories

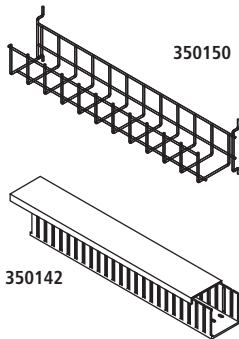
Model No.	Description	Weight	List Price
350181	72" L, 24 Outlet Power Strip, 15 amp, 15' Cord	4.5	579.00
350173	Power Strip, 4 ft. (10 outlets) with Surge Suppressor, 15 amp - 450 joules	5	702.00
A7737	Hardware Bags for mounting		17.00

Maytrix Keyboard Accessories



Model No.	Description	Weight	List Price
195TKLS	Trackless Keyboard/Mouse Platform 19"W x 9 1/4"D, 9" Dia. Mouse Platform Available in Black or White.	14	859.00


Maytrix Cable Management System



Model No.	Description	Weight	List Price
GSA 350142	2"W x 2"D, Channel (slotted), 6 ft. - Black only	3	338.00
350117	Pop Rivets - Pkg. of 25 (to attach cable channels)	1	30.00
GSA 350150	24"W, Wire Cable Trough	1	224.00
GSA 350151	30"W, Wire Cable Trough	2	288.00
GSA 350152	36"W, Wire Cable Trough	2.5	386.00

GSA MAYTRIX FABRIC SCREEN

- Installs between Maytrix steel frame sections to create a private work environment



350440

Model No.	Dimensions	Weight	List Price
350440	24"W x 72"H x 1¼"D	58	1,416.00
350445	30"W x 72"H x 1¼"D	75	1,806.00
350450	36"W x 72"H x 1¼"D	92	1,901.00
350460	24"W x 60"H x 1¼"D	48	1,282.00
350465	30"W x 60"H x 1¼"D	62	1,668.00
350470	36"W x 60"H x 1¼"D	76	1,759.00
350480	24"W x 84"H x 1¼"D	68	1,598.00
350485	30"W x 84"H x 1¼"D	88	1,989.00
350490	36"W x 84"H x 1¼"D	107	2,078.00

HOW TO ORDER MAYTRIX® FABRIC SCREENS

FABRIC SCREEN OPTIONS

When ordering fabric screens, use the code at right to indicate your fabric option:

3 5 0 4 4 0 S T Y		
Product Code	Fabric Option	

Fabric Color Options

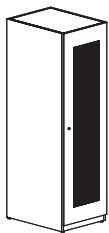
Fabric Color	Order Code
Spinel	
Tiger Eye	STY
Sand Stone	SSS
Guilden	SSL
Lido	
Balboa	LBB
Heartland	LHL
Bryce Canyon	LBC
Mingle	
Crystal	MCT
Khaki	MHK
Biscuit	MBT
Cross Town	
Buff	CBF
Ray	CRA
Fieldstone	CFS
Anchorage	
Goose	AGS
Bailey	
Khaki	BKH

Contact Customer Care at 1-888-971-6225 or email info@safcoproducts.com for assistance.


S/E Cabinet

GSA S/E CABINET

- The S/E Cabinet comes fully assembled, just add shelves at the spacings desired
- 3 shelves included (standard on DSP models) and adjust on 1" increments
- Optional single shelf kit available to add additional shelves to cabinet
- Empty cabinet version available (no shelves)
- Perforated locking doors with 4 hinges each
- 30"D cabinet with steel back panel and two 3" dia. pop-outs
- Tamper-proof hinges inside cabinet, not accessible from outside
- Hinge will hold doors open or keep closed without engaging the lock
- Great for storing electrical equipment due to the ventilated design and pop-outs at rear of cabinet for power purposes
- Available in Black, Graphite and Desert Sage



2480DSP



3680DSP

Model No.	Description	Dimensions	Weight	List Price
3680DSP	36"W, Double-Door Cabinet, includes 3 Shelves	36"W x 31"D x 80"H	307	9,785.00
2480DSP	24"W, Single-Door Cabinet, includes 3 Shelves	24"W x 31"D x 80"H	279	7,588.00
36801S	36"W, Single Shelf Kit for 36"W Cabinet	34"W x 28¾"D x 1"H	17	453.00
24801S	24"W, Single Shelf Kit for 24"W Cabinet	22"W x 28¾"D x 1"H	14	383.00

Office Suites
Tables & Desks
Essentials
Meeting
Organization
Ergonomics
High Density Storage
Storage & Filing
Facilities
Technology Furniture
Art & Engineering
K-12 Education
SAFE Collection Addendum

Model #	Description	Model #	List Price Ea.	List Carton Price	Number of Cartons	Actual Weight	S-Parcel Billable Weight	Carton Cube	Freight Class
---------	-------------	---------	----------------	-------------------	-------------------	---------------	--------------------------	-------------	---------------

Drawing Boards: Thermally fused 1" thick tables with low-pressure laminate surface with steel end cleats only, six top sizes

Top Height: 37" from floor
Tilt Angle: 50° from horizontal

Available Options

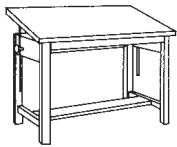
Tool Drawer: Comes with insert tray and lock with two keys

Shallow Plan Drawer: Convenient storage for papers and reference materials.

Table is shipped KD

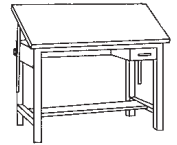
Drawer Dimensions:	Height	Width	Depth
Tool Drawer	3 3/8"	10 3/8"	27 3/8"
Shallow Drawer			
Table 7734B	1 5/8"	24 1/4"	27 3/8"
Table 7736B	1 5/8"	36 1/4"	27 3/8"
All other tables	1 5/8"	48 1/4"	27 3/8"

GSA Ranger® Steel 4-Post Drawing Tables only. No Drawers.



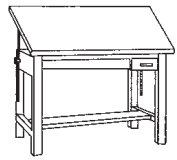
7732	Ranger® Steel 4-Post Table 42"W x 30"D x 37"H	7732	2,223.00	2,223.00	2	108	LTL	-	85
7734	Ranger® Steel 4-Post Table 48"W x 37 1/2"D x 37"H	7734	2,382.00	2,382.00	2	118	LTL	-	85
7736	Ranger® Steel 4-Post Table 60"W x 37 1/2"D x 37"H	7736	2,510.00	2,510.00	2	157	LTL	-	85
7737	Ranger® Steel 4-Post Table 72"W x 37 1/2"D x 37"H	7737	3,041.00	3,041.00	2	167	LTL	-	85
7739	Ranger® Steel 4-Post Table 84"W x 43 1/2"D x 37"H	7739	3,706.00	3,706.00	2	185	LTL	-	85

GSA Ranger Steel 4-Post A Combination Table with tool drawer only.



7732A	Ranger® Steel 4-Post A Combination with Tool Drawer 42"W x 30"D x 37"H	7732A	2,585.00	2,585.00	2	134	LTL	-	85
7734A	Ranger® Steel 4-Post A Combination with Tool Drawer 48"W x 37 1/2"D x 37"H	7734A	2,770.00	2,770.00	2	146	LTL	-	85
7736A	Ranger® Steel 4-Post A Combination with Tool Drawer 60"W x 37 1/2"D x 37"H	7736A	2,840.00	2,840.00	2	160	LTL	-	85
7737A	Ranger® Steel 4-Post A Combination with Tool Drawer 72"W x 37 1/2"D x 37"H	7737A	3,137.00	3,137.00	2	177	LTL	-	85
7739A	Ranger® Steel 4-Post A Combination with Tool Drawer 84"W x 43 1/2"D x 37"H	7739A	3,839.00	3,839.00	2	195	LTL	-	85

GSA Ranger Steel 4-Post A Combination Table with tool and shallow drawers.



7734B	Ranger® Steel 4-Post B Combination with Tool and Shallow Drawers 48"W x 37 1/2"D x 37"H	7734B	3,015.00	3,015.00	2	156	LTL	-	85
7736B	Ranger® Steel 4-Post B Combination with Tool and Shallow Drawers 60"W x 37 1/2"D x 37"H	7736B	3,196.00	3,196.00	2	172	LTL	-	85
7737B	Ranger® Steel 4-Post B Combination with Tool and Shallow Drawers 72"W x 37 1/2"D x 37"H	7737B	3,438.00	3,438.00	2	194	LTL	-	85
7739B	Ranger® Steel 4-Post B Combination with Tool and Shallow Drawers 84"W x 43 1/2"D x 37"H	7739B	4,249.00	4,249.00	2	212	LTL	-	85

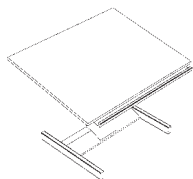
Thermal-Fused Laminates: Black (Black) Speckled Gray (Speckled Gray) Fog Gray (Fog Gray) Ice Gray (Ice Gray) Folkstone (Folkstone) Mahogany (Black) Bleach Birch (Bleach Birch) Cherry (Black) Mocha (Black) Anthracite (Black)

The color in (parenthesis) represents the edge band color. Example: Mahogany (Black) means the Thermally Fused Laminate is Mahogany with a Black edge band.

Powder Coat Paint Finish: Black-BLCK, Tech Silver-0242, White-WHIT, Mist-MIST, Navy-NAVY, Blue Medium-BLMD, Desert Sage-DESA, Textured Black-TBLK, Textured Graphite-TGHR and Textured Gray-GRAY

Office Suites
Tables & Desks
Meeting Essentials
Personal Organization
Ergonomics
High Density Storage
Storage & Filing
Facilities
Technology Furniture
Art & Engineering
K-12 Education
SAFE Collection Addendum

Model #	Description	Model #	List Price Ea.	List Carton Price	Number of Cartons	Actual Weight	S-Parcel Billable Weight	Carton Cube	Freight Class
<p>Drawing Boards: Thermally-fused laminate surface, four top sizes. Top Height Range: 18" travel range, 30" to 48" adjustment Tilt Angle: Horizontal tilt to 89°</p>		<p>Electrical System: 110V, 60 Hz, 24V DC motor. Draws 1.2 amps under full load. FM T/C Drive System: 250 lbs. of lifting capacity and 150 foot pounds of tilting torque. All gear drive. No belts or pulleys.</p>							
Futur-Matic® Drawing Tables									
8693B	Futur-Matic® Drawing Tables 42"W x 30"D x 30-48"H	8693B	9,062.00	9,062.00	2	160	LTL	-	85
8694B	Futur-Matic® Drawing Tables 48"W x 37½"D x 30-48"H	8694B	9,720.00	9,720.00	2	180	LTL	-	85
8696B	Futur-Matic® Drawing Tables 60"W x 37½"D x 30-48"H	8696B	9,954.00	9,954.00	2	190	LTL	-	85
8697B	Futur-Matic® Drawing Tables 70"W x 37½"D x 30-48"H	8697B	10,220.00	10,220.00	2	242	LTL	-	85

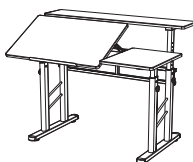
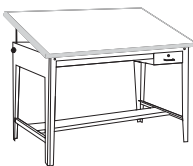


Thermal-Fused Laminates: Black (Black) Speckled Gray (Speckled Gray) Fog Gray (Fog Gray) Ice Gray (Ice Gray) Folkstone (Folkstone) Mahogany (Black) Bleach Birch (Bleach Birch) Cherry (Black) Mocha (Black) Anthracite (Black)

Powder Coat Paint Finish: Black-BLCK, Tech Silver-0242, White-WHIT, Mist-MIST, Navy-NAVY, Blue Medium-BLMD, Desert Sage-DESA, Textured Black-TBLK, Textured Graphite-TGHR and Textured Gray-GRAY

Drafting Tables

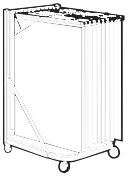
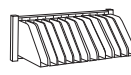








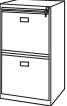


Model #	Description	Model #	List Price Ea.	List Carton Price	Number of Cartons	Actual Weight	S-Parcel Billable Weight	Carton Cube	Freight Class
3962GR	Precision 4-Post Table Base 56½"W x 30"D x 35½"H Finish: Gray-GR	3962GR	1,475.00	1,475.00	1	99	LTL	12.15	100
3952	Drafting Tabletop for Precision (3962) 60"W x 37½"D x 1"H Finish: Green	3952	670.00	670.00	1	77	LTL	2.3	70
3953	Drafting Tabletop for Precision (3962) 72"W x 37½"D x 1"H Finish: Green	3953	889.00	889.00	1	95	LTL	2.62	70
3957	PlanMaster Drafting Table Base 43"W x 33"D x 29½" to 37½"H Finish: Black	3957	1,077.00	1,077.00	1	67	LTL	6.66	85
3948	Drafting Tabletop for PlanMaster (3957), 37 x 60" 60"W x 37½"D x ¾"H Finish: White	3948	407.00	407.00	1	46	LTL	2.26	70
3951	Drafting Tabletop for PlanMaster (3957), 36 x 48" 47½"W x 35"D x ¾"H Finish: White	3951	319.00	319.00	1	34	LTL	1.7	70
3965MO	Height-Adjustable Split-Level Drafting Table 47½"W x 29¾"D x 26"-37½"H Finish: Medium Oak-MO	3965MO	885.00	885.00	1	75	75	3.82	85



Office Suites
Tables & Desks
Meeting Essentials
Person Organization
Ergonomics
High Density Storage
Storage & Filing
Facilities
Technology Furniture
Art & Engineering
K-12 Education
SAFE Collection Addendum

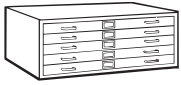
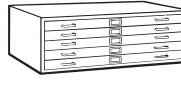

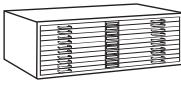
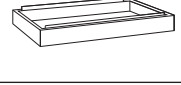

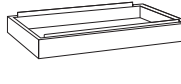
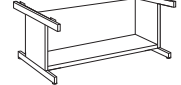
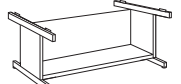
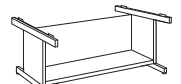



Vertical Hanging Files

Safco® Products marketing materials are designed to be used as sales tools for our Dealer network.

Model #	Description	Model #	List Price Ea.*	List Carton Price	Quantity Per Carton	Actual Weight	S-Parcel Billable Weight	Carton Cube	Freight Class
Vertical Filing Systems									
	5026 Mobile Stand with 12 Pivot Brackets 27"W x 27½" - 37½"D x 43½" - 61½"H Finish: Tropic Sand	5026	1,495.00	1,495.00	1	47	47	2.72	70
	5056 Data File & Extension 26½"W x 12½"D x 8"H Finish: Tropic Sand	5056	764.00	764.00	1	36	36	1.97	85
	5060 Mobile Plan Center 25¾" - 43¾"W x 20½"D x 51"H Finish: Tropic Sand	5060	1,123.00	1,123.00	1	34	34	2.31	85
	5059 Mobile Vertical Stand 27½" - 39¾"W x 16"D x 40" - 52"H Finish: Tropic Sand	5059	816.00	816.00	1	26	26	1.97	85
	5038 Hanging File Folders, 18 x 14" (25/Pack)	5038	262.00	262.00	1	9	9	0.44	55
	50016 18" Hanging Clamp	50016	75.00	450.00	6	5	5	0.17	65
	50026 24" Hanging Clamp	50026	82.00	492.00	6	6	6	0.22	65
	50036 30" Hanging Clamp	50036	94.00	564.00	6	7	7	0.27	65
	50046 36" Hanging Clamp	50046	99.00	594.00	6	9	9	0.32	65
	50056 42" Hanging Clamp	50056	103.00	618.00	6	10	10	0.37	65
	* Only available to order by Carton.								
	4311 Wing Knobs for Clamps - Replacement (Qty. 12)	4311	11.00	132.00	12	.08	1	0.03	70
	4312 T-Bolts for Clamps - Replacement (Qty. 12)	4312	8.00	96.00	12	.08	1	0.03	70
	5030 Drop/Lift Wall Rack Extends less than 12" from wall Finish: Tropic Sand	5030	136.00	136.00	1	2	2	0.15	85
	5016 Pivot Wall Rack with 12 Pivot Brackets 24"W x 14¾"D x 9¾"H Finish: Tropic Sand	5016	650.00	650.00	1	18	18	0.88	70
	5006 Pivot Brackets (12 Pack) 14½"W x 1¾"D x 9¾"H Finish: Gray * Only available to order by Carton.	5006	44.00	528.00	12	11	11	0.52	70
	5010 Pivot Wall Rack 24"W x 1½"D x 9½"H Finish: Tropic Sand	5010	113.00	113.00	1	7	7	0.36	70
	5039 Vertical File Cabinet 23¾"W x 24"D x 40½"H Finish: Tropic Sand	5039	2,004.00	2,004.00	1	153	LTL	16.66	100
	5040 Small Vertical Filing Cabinet 16"W x 27"D x 42½"H	5040	1,734.00	1,734.00	1	102	LTL	18.24	100
	5041 Large Vertical Filing Cabinet 16"W x 39"D x 54¾"H	5041	2,196.00	2,196.00	1	137	LTL	26.0	100



Office Suites
Tables & Desks
Meeting Essentials
Personal Organization
Ergonomics
High Density Storage
Storage & Filing
Facilities
Technology Furniture
Art & Engineering
K-12 Education
SAFE Collection Addendum

Model #	Description	Model #	List Price Ea.*	List Carton Price	Quantity Per Carton	Actual Weight	S-Parcel Billable Weight	Carton Cube	Freight Class
Flat Files									
	4994 5 Drawer Steel Flat File 36 x 24" 40 1/2" W x 29 1/2" D x 16 1/2" H Finish: Black-BLR, Gray-GRR, Tropic Sand-TSR, White-WHR	4994BLR 4994GRR 4994TSR 4994WHR	2,499.00	2,499.00	1	160	LTL	16.88	100
	4996 5 Drawer Steel Flat File 42 x 30" 46 1/2" W x 35 1/2" D x 16 1/2" H Finish: Black-BLR, Gray-GRR, Tropic Sand-TSR, White-WHR	4996BLR 4996GRR 4996TSR 4996WHR	2,890.00	2,890.00	1	195	LTL	21.86	100
	4998 5 Drawer Steel Flat File 48 x 36" 53 1/2" W x 41 1/2" D x 16 1/2" H Finish: Black-BLR, Gray-GRR, Tropic Sand-TSR, White-WHR	4998BLR 4998GRR 4998TSR 4998WHR	3,421.00	3,421.00	1	250	LTL	29.57	100
	4986 10 Drawer Steel Flat File 42 x 30" 46 1/2" W x 35 1/2" D x 16 1/2" H Finish: Black-BL, Gray-GR, Tropic Sand-TS, White-WH	4986BL 4986GR 4986TS 4986WH	5,108.00	5,108.00	1	278	LTL	19.33	100
	4995 Closed Base 6" H for 4994 40 1/2" W x 26 1/2" D x 6" H Finish: Black-BLR, Gray-GRR, Tropic Sand-TSR, White-WHR	4995BLR 4995GRR 4995TSR 4995WHR	437.00	437.00	1	22	22	0.87	85
	4997 Closed Base 6" H for 4986 & 4996 46 1/2" W x 32 1/2" D x 6" H Finish: Black-BLR, Gray-GRR, Tropic Sand-TSR, White-WHR	4997BLR 4997GRR 4997TSR 4997WHR	468.00	468.00	1	26	26	0.98	85
	4999 Closed Base 6" H for 4998 53 1/2" W x 38 1/2" D x 6" H Finish: Black-BLR, Gray-GRR, Tropic Sand-TSR, White-WHR	4999BLR 4999GRR 4999TSR 4999WHR	587.00	587.00	1	30	30	1.12	100
	4975 Open Base 20" H for 4994 40 1/2" W x 29 1/2" D x 20" H Finish: Black-BL, Gray-GR, Tropic Sand-TS, White-WH	4975BL 4975GR 4975TS 4975WH	959.00	959.00	1	37	37	1.97	85
	4977 Open Base 20" H for 4986 & 4996 46 1/2" W x 35 1/2" D x 20" H Finish: Black-BL, Gray-GR, Tropic Sand-TS, White-WH	4977BL 4977GR 4977TS 4977WH	1,021.00	1,021.00	1	42	42	2.61	85
	4979 Open Base 20" H for 4998 53 1/2" W x 41 1/2" D x 20" H Finish: Black-BL, Gray-GR, Tropic Sand-TS, White-WH	4979BL 4979GR 4979TS 4979WH	1,064.00	1,064.00	1	47	47	2.57	85
Dividers & Lock Accessories									
	4980 Flat File Dividers for 5 Drawer Steel Flat Files 1 1/2" H x 11" L	4980	193.00	193.00	1	2	2	0.13	70
	4981 Lock Kit for 5 Drawer Steel Flat Files	4981	174.00	174.00	1	1	1	0.9	70
	4983 Lock Kit for 10 Drawer Steel Flat Files	4983	174.00	174.00	1	1	1	0.9	70

Office Suites
Tables & Desks
Meeting Essentials
Personation Organization
Ergonomics
High Density Storage
Storage & Filing
Facilities
Technology Furniture
Art & Engineering
K-12 Education
SAFE Collection Addendum

To order, please specify:

Series (File/Base) + Color

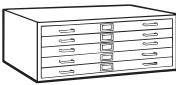
Designer Color Choices:

- | | | | |
|------------------|---------------------|---------------------|-----------------|
| Baby Wheat-BW | Calm Shore-CS | Indigo Root-IR | Deep Quarry-DQ |
| Pot of Gold-PG | Lobster Trap-LB | Bermuda Triangle-BT | Sweet Cream-SC |
| Cool Cucumber-CC | Taste of Tuscany-TT | Chai Tea-CT | Pepper Stone-PS |
| Arabian Sky-AS | Wild Wood Pine-WP | Sand Dunes-SD | Sweet Pea-SW |

Example:

STEP 1

• 4998 5 Drawer




4 9 9 8

+








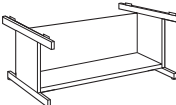
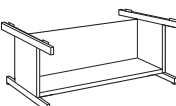
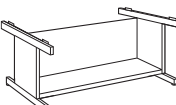
STEP 2

• Pot of Gold






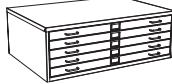


P G

Flat files and bases can also be ordered in customer specified colors for an upcharge. Fill out the Custom Request form on page 11 or email specials@safcoproducts.com.






Model #	Description	Model #	List Price Ea.	List Carton Price	Quantity Per Carton	Actual Weight	S-Parcel Billable Weight	Carton Cube	Freight Class
Flat Files - Custom Designer Colors									
	4994 Series 5 Drawer Steel Flat File, 36 x 24" 40 1/2"W x 29 1/2"D x 16 1/2"H	Designer Colors	4994	2,499.00	2,499.00	1	160	LTL	16.88 100
	4996 Series 5 Drawer Steel Flat File, 42 x 30" 46 1/2"W x 35 1/2"D x 16 1/2"H	Designer Colors	4996	2,890.00	2,890.00	1	195	LTL	21.86 100
	4998 Series 5 Drawer Steel Flat File, 48 x 36" 53 1/2"W x 41 1/2"D x 16 1/2"H	Designer Colors	4998	3,421.00	3,421.00	1	250	LTL	29.57 100
	4986 Series 10 Drawer Steel Flat File, 42 x 30" 46 1/2"W x 35 1/2"D x 16 1/2"H	Designer Colors	4986	5,108.00	5,108.00	1	278	LTL	19.33 100
	4995 Series Closed Base 6"H for 4994 40 1/2"W x 26 1/2"D x 6"H	Designer Colors	4995	437.00	437.00	1	22	22	0.87 85
	4997 Series Closed Base 6"H for 4986 & 4996 46 1/2"W x 32 1/2"D x 6"H	Designer Colors	4997	468.00	468.00	1	26	26	0.98 85
	4999 Series Closed Base 6"H for 4998 53 1/2"W x 38 1/2"D x 6"H	Designer Colors	4999	587.00	587.00	1	30	30	1.12 85
	4975 Series Open Base 20"H for 4994 40 1/2"W x 29 1/2"D x 20"H	Designer Colors	4975	959.00	959.00	1	37	37	1.97 85
	4977 Series Open Base 20"H for 4986 & 4996 46 1/2"W x 35 1/2"D x 20"H	Designer Colors	4977	1,021.00	1,021.00	1	42	42	2.61 85
	4979 Series Open Base 20"H for 4998 53 1/2"W x 41 1/2"D x 20"H	Designer Colors	4979	1,064.00	1,064.00	1	47	47	2.57 85

Office Suites
Tables & Desks
Meeting Essentials
Personal Organization
Ergonomics
High Density Storage
Storage & Filing
Facilities
Technology Furniture
Art & Engineering
K-12 Education
SAFE Collection Addendum

Facil Flat Files

Model #	Description	Model #	List Price Ea.	List Carton Price	Quantity Per Carton	Actual Weight	S-Parcel Billable Weight	Carton Cube	Freight Class
Facil Flat Files									
	4969LG Facil 5 Drawer Flat File - Small 40¼"W x 26"D x 16½"H Finish: Light Gray-LG	4969LG	1,668.00	1,668.00	1	118	LTL	14.85	100
	4970LG Facil Closed Base for 4969LG 40¼"W x 24"D x 4¾"H Finish: Light Gray-LG	4970LG	233.00	233.00	1	13	13	0.56	85
	4971LG Facil High Base for 4969LG 40¼"W x 25¾"D x 20¾"H Finish: Light Gray-LG	4971LG	578.00	578.00	1	38	38	1.7	85
	4972LG Facil 5 Drawer Flat File - Medium 46¼"W x 32"D x 16½"H Finish: Light Gray-LG	4972LG	2,066.00	2,066.00	1	150	LTL	20.71	100
	4973LG Facil Closed Base for 4972LG 46¼"W x 30"D x 4¾"H Finish: Light Gray-LG	4973LG	252.00	252.00	1	16	16	0.71	85
	4974LG Facil High Base for 4972LG 46¼"W x 31¾"D x 20¾"H Finish: Light Gray-LG	4974LG	649.00	649.00	1	44	44	1.97	85




MasterFile 2

Model #	Description	Model #	List Price Ea.	List Carton Price	Quantity Per Carton	Actual Weight	S-Parcel Billable Weight	Carton Cube	Freight Class
	5023AH MasterFile 2 Fits Sheet Size 24 x 36" 32"W x 21½"D x 45"H Finish: Autumn Haze-AH	5023AH	7,030.00	7,030.00	1	252	LTL	27.23	100
	6551 MasterFile 2 Carrier Strips Laminates, 2¼"W x 217"L	6551	276.00	276.00	1	3	3	0.14	55
	6552 MasterFile 2 Carrier Strips Polyester, 2¼"W x 217"L	6552	296.00	296.00	1	3	3	0.14	55
 	6553 MasterFile 2 Carrier Strips Polyester, 2¼"W x 216"L	6553	276.00	276.00	1	3	3	0.14	55







Office Suites
Tables & Desks
Meeting Essentials
Personation Organization
Ergonomics
High Density Storage
Storage & Filing
Facilities
Technology Furniture
Art & Engineering
K-12 Education
SAFE Collection Addendum

Economy Art Storage


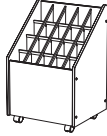
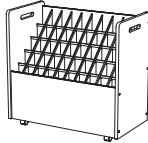
Safco® Products marketing materials are designed to be used as sales tools for our Dealer network.

Model #	Description	Model #	List Price Ea.*	Carton Price	Quantity Per Carton	Actual Weight	S-Parcel Billable Weight	Carton Cube	Freight Class
 4897	Giant Stack Tray, 36 x 24" 39"W x 26"D x 3"H Finish: White * Only available to order by Carton.	4897	179.00	358.00	2	23	48	4.09	200
 4899	Giant Stack Tray, 42 x 30" 45½"W x 34"D x 3"H Finish: White * Only available to order by Carton.	4899	213.00	426.00	2	32	70	6.27	200
 3030	Art Rack 36"W x 24¼"D x 29"H Finish: Textured Putty	3030	705.00	705.00	1	88	88	3.16	70



Roll Filing Systems

 Roll Filing Systems									
 3084	Wire Roll File - 4 Compartment 16¼"W x 16½"D x 30½"H Finish: White	3084	286.00	286.00	1	15	15	0.79	70
 3088	Tiered Wire Roll File - 24 Compartment 21"W x 14¼"D x 31¾"H Finish: White	3088	305.00	305.00	1	14	14	1.23	925
 3090	Tubular Steel Wire Roll File - 12 Compartment 18"W x 12¾"D x 24½"H	3090	230.00	230.00	1	8	8	0.66	925
 3091	Tubular Steel Wire Roll File - 20 Compartment 18"W x 12¾"D x 24½"H	3091	232.00	232.00	1	8	9	0.71	925
 3079	Upright Roll File - 12 Compartment 15"W x 12"D x 22"H Finish: Walnut	3079	127.00	127.00	1	4	7	0.52	85
 3081	Upright Roll File - 20 Compartment 15"W x 12"D x 22"H Finish: Walnut	3081	139.00	139.00	1	4	7	0.51	85

Office Suites
Tables & Desks
Meeting Essentials
Personal Organization
Ergonomics
High Density Storage
Storage & Filing
Facilities
Technology Furniture
Art & Engineering
K-12 Education
SAFE Collection Addendum

Model #	Description	Model #	List Price Ea.	List Carton Price	Quantity Per Carton	Actual Weight	S-Parcel Billable Weight	Carton Cube	Freight Class
	3043 Wood Mobile Roll File - 21 Compartment 30 1/4" W x 15 1/4" D x 29 1/4" H Finish: Putty	3043	700.00	700.00	1	52	52	1.8	100
	3082 Wood Mobile Roll File - 20 Compartment 15 1/2" W x 13 1/4" D x 23 1/4" H Finish: Putty	3082	420.00	420.00	1	20	21	0.7	100
	3083 Wood Mobile Roll File - 50 Compartment 30 1/4" W x 15 1/4" D x 29 1/4" H Finish: Putty	3083	753.00	753.00	1	52	52	1.83	100
	3045 Wood Mobile Roll File - 8 Compartment 30 1/4" W x 15 1/4" D x 29 1/4" H Finish: Putty	3045	682.00	682.00	1	46	46	1.84	100

Media Storage

	Media Storage 4935LG AV Storage Cabinet 37" W x 17 1/2" D x 27 3/4" H Finish: Light Gray-LG	4935LG	2,231.00	2,231.00	1	113	LTL	14.67	100
	4931LG AV Cabinet Base 37" W x 17 1/2" D x 5 1/4" H Finish: Light Gray-LG	4931LG	256.00	256.00	1	14	14	0.61	85

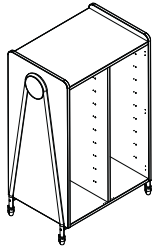
Office Suites
Tables & Desks
Meeting Essentials
Personal Organization
Ergonomics
High Density Storage
Storage & Filing
Facilities
Technology Furniture
Art & Engineering
K-12 Education
SAFE Collection Addendum

This section includes some favorite education-focused products, perfect for schools, universities or any learning spaces.

Model #	Description	Model #	List Price Ea.	List Carton Price	Quantity Per Carton	Actual Weight	S-Parcel Billable Weight	Carton Cube	Freight Class
---------	-------------	---------	----------------	-------------------	---------------------	---------------	--------------------------	-------------	---------------

- Dry Erase Back standard on all storage units
- Accepts a variety of storage accessories including Whiffle totes, shelves and wardrobe bar. Whiffle totes, shelves and wardrobe bar sold separately. See page 189
- Totes held in place by pair of glides - glides included with totes
- Standard 3" 360° swivel casters, units include 4 casters (2 locking, 2 non locking), 3908 includes 5 casters (2 locking, 3 non-locking)
- 48"H and 60"H units accept wardrobe bar, 27¼"H units do not
- Double column units: middle divider is optional, can be removed upon assembly
- Triple column units: choose either one or two divider columns during assembly
- Horizontal surfaces and doors come standard in Maple wood laminate
- Order all doors separately as upcharge. See page 189 for configuring doors
- All locks are keyed-alike and feature removable cores for installing keyed different locks after market
- Side Panel Colors: Electric Blue-EBU, Green-GRN, Gray-GRY, Orange-ORG, Red-RED, Spectrum Blue-SBU
- Button Color: Electric Blue-EBU, Green-GRN, Gray-GRY, Orange-ORG, Red-RED, Spectrum Blue-SBU
- See Unit Capacity Guide on page 189

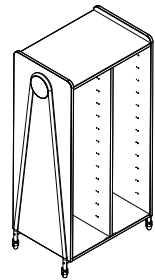
Whiffle Mobile Storage Units



3904 Mobile Double Column Storage Unit - 48"H, No Doors
2 Grommet Holes for Cable Management
Overall Size: 30"W x 19¼"D x 48"H
Overall Depth with door: 20½"D

3904 1,527.00 1,527.00 1 125 LTL - 85

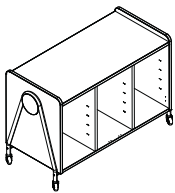
Doors	Upcharge			
No Doors - NODR	N/C	N/C		
Left Double Door - DDLT	127.00	127.00	1	10.5
Right Double Door - DDRT	127.00	127.00	1	10.5
Two Double Doors - DDBO	255.00	255.00	2	21



3905 Mobile Double Column Storage Unit - 60"H, No Doors
2 Grommet Holes for Cable Management
Overall Size: 30"W x 19¼"D x 60"H
Overall Depth with door: 20½"D

3905 1,908.00 1,908.00 1 150 LTL - 70

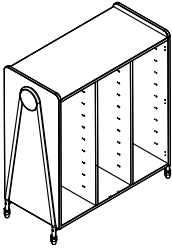
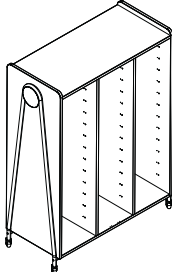
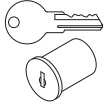

Doors	Upcharge			
No Doors - NODR	N/C	N/C		
Left Double Door - DDLT	185.00	185.00	1	13
Right Double Door - DDRT	185.00	185.00	1	13
Two Double Doors - DDBO	368.00	368.00	2	26



3906 Mobile Triple Column Storage Unit - 27¼"H, No Doors
3 Grommet Holes for Cable Management
Overall Size: 43¼"W x 19¼"D x 27¼"H
Overall Depth with door: 20½"D

3906 1,595.00 1,595.00 1 120 LTL - 70

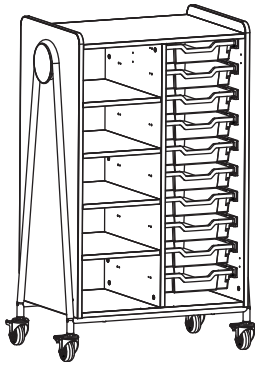
Doors	Upcharge			
No Doors - NODR	N/C	N/C		
Left Double Door - DDLT	94.00	94.00	1	6
Right Double Door - DDRT	94.00	94.00	1	6
Two Double Doors - DDBO	187.00	187.00	2	12
Two Triple Doors - TDBO	227.00	227.00	2	17

Model #	Description	Model #	List Price Ea.*	List Carton Price	Quantity Per Carton	Actual Weight	S-Parcel Billable Weight	Carton Cube	Freight Class	
	3907 Mobile Triple Column Storage Unit - 48"H, No Doors 3 Grommet Holes for Cable Management Overall Size: 43¼"W x 19¼"D x 48"H Overall Depth with door: 20½"D Doors No Doors - NODR Left Double Door - DDLT Right Double Door - DDRT Two Double Doors - DDBO Two Triple Doors - TDBO	3907	1,881.00	1,881.00	1	170	LTL	-	85	
		Upcharge								
			No Doors - NODR	N/C	N/C					
			Left Double Door - DDLT	127.00	127.00	1	10.5			
			Right Double Door - DDRT	127.00	127.00	1	10.5			
			Two Double Doors - DDBO	255.00	255.00	2	21			
	Two Triple Doors - TDBO	368.00	368.00	2	30					
	3908 Mobile Triple Column Storage Unit - 60"H, No Doors 3 Grommet Holes for Cable Management Overall Size: 43¼"W x 19¼"D x 60"H Overall Depth with door: 20½"D Doors No Doors - NODR Left Double Door - DDLT Right Double Door - DDRT Two Double Doors - DDBO Two Triple Doors - TDBO	3908	2,291.00	2,291.00	1	230	LTL	-	70	
		Upcharge								
			No Doors - NODR	N/C	N/C					
			Left Double Door - DDLT	185.00	185.00	1	13			
			Right Double Door - DDRT	185.00	185.00	1	13			
			Two Double Doors - DDBO	368.00	368.00	2	26			
	Two Triple Doors - TDBO	449.00	449.00	2	40					
	Replacement Lock Cores  REALCC0311 through REALCC0325 Replacement Core with Keys, Silver REALCRK Core Removal Tool REALCMK Master Key									
			42.00	42.00	1	1	1	-	110	
			42.00	42.00	1	1	1	-	110	
			42.00	42.00	1	1	1	-	110	

● Whiffle totes, shelves and wardrobe bar sold separately. Find them on page 211 ●

Whiffle Mobile Storage Units

Safco® Products marketing materials are designed to be used as sales tools for our Dealer network.

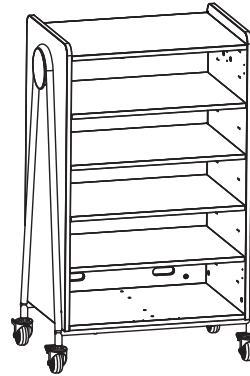


Color Options

- 3922GRY Gray Side Panel, Gray Button
- 3922SBU Spectrum Blue Side Panel, Spectrum Blue Button
- 3922RED Red Side Panel, Red Button

Whiffle Typical 2 Double Column - 48", Totes & Single Shelves, no doors

QTY	CONTENTS	MODEL NO.	LIST PRICE
1	Mobile Double Column 48" Storage Unit	3904	1,527.00
2	Single Shelves 2 Pack	3915MA	102.00
2	3" Totes 5 pack totes with 10 Glides	3911CL	148.00
3922			2,064.00

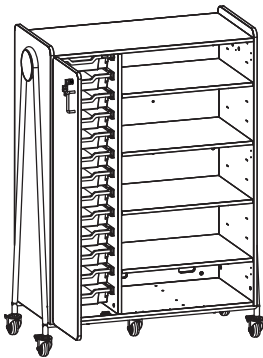


Color Options

- 3923GRY Gray Side Panel, Gray Button
- 3923SBU Spectrum Blue Side Panel, Spectrum Blue Button
- 3923RED Red Side Panel, Red Button

Whiffle Typical 3 Double Column - 48", Double Shelves, no doors

QTY	CONTENTS	MODEL NO.	LIST PRICE
1	Mobile Double Column 48" Storage Unit	3904	1,527.00
2	Double Shelves 2 Pack	3916MA	177.00
3923			1,890.00

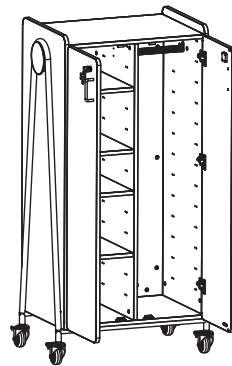


Color Options

- 3924GRY Gray Side Panel, Gray Button
- 3924SBU Spectrum Blue Side Panel, Spectrum Blue Button
- 3924RED Red Side Panel, Red Button

Whiffle Typical 4 Triple Column - 60", Totes & Double Shelves, Left Double Door

QTY	CONTENTS	MODEL NO.	List Price
1	Mobile Triple Column 60" Storage Unit	3908	2,291.00
1	Left Double Door	DDLT	185.00
3	3" Totes 5 pack totes with 10 Glides	3911CL	148.00
2	Double Shelves 2 Pack	3916MA	177.00
3924			3,345.00

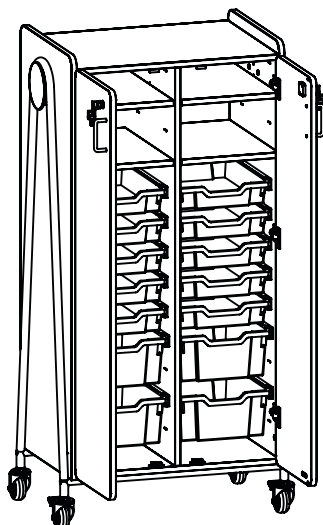


Color Options

- 3925GRY Gray Side Panel, Gray Button
- 3925SBU Spectrum Blue Side Panel, Spectrum Blue Button
- 3925RED Red Side Panel, Red Button

Whiffle Typical 5 Double Column - 60", Wardrobe Bar & Single Shelves, Two Double Doors

QTY	CONTENTS	MODEL NO.	LIST PRICE
1	Mobile Double Column 60" Storage Unit	3905	1,908.00
1	Two Double Doors	DDBO	368.00
1	Wardrobe Bar	3917	95.00
2	Single Shelves 2 Pack	3915MA	102.00
3925			2,608.00



Color Options

- 3935GRN Green Side Panel, Green Button
- 3935EBU Electric Blue Side Panel, Electric Blue Button
- 3935RED Red Side Panel, Red Button
- 3935GRY Gray Side Panel, Gray Button
- 3935SBU Spectrum Blue Side Panel, Spectrum Blue Button

Whiffle Typical 15 Double Column - 60", Totes & Single Shelves, Two Double Doors

QTY	CONTENTS	MODEL NO.	LIST PRICE
1	Mobile Double Column 60" Storage Unit	3905	1,908.00
1	Two Double Doors	DDBO	368.00
1	6" Clear Totes 4 pack totes with 8 Glides	3912CL	128.00
2	3" Totes 5 pack totes with 10 Glides	3911CL	148.00
2	Single Shelves 2 Pack	3915MA	102.00
3935			3,025.00

Office Suites
Tables & Desks
Meeting Essentials
Personal Organization
Ergonomics
High Density Storage
Storage & Filing
Facilities
Technology Furniture
Art & Engineering
K-12 Education
SAFE Collection Addendum

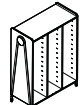
Whiffle Mobile Storage Units

Example: Model 3908 Mobile Triple Column 60" Storage Unit

TO ORDER, PLEASE SPECIFY: 3 9 0 8 + + +
MODEL DOOR CHOICE SIDE PANEL FINISH BUTTON COLOR

1 Model

- Mobile Triple Column 60"

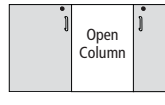


3 9 0 8

+

2 Door Choice

- Two Double Doors




D D B O

+

3 Side Panel Color

- Electric Blue




E B U

+

4 Button Color

- Green



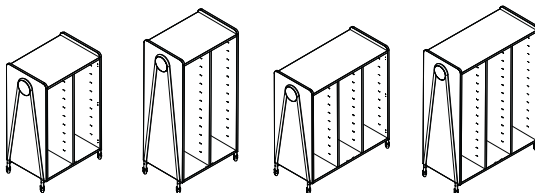
G R N

+

5 Accessories

- All accessories ordered separately with an upcharge. See table below for information.

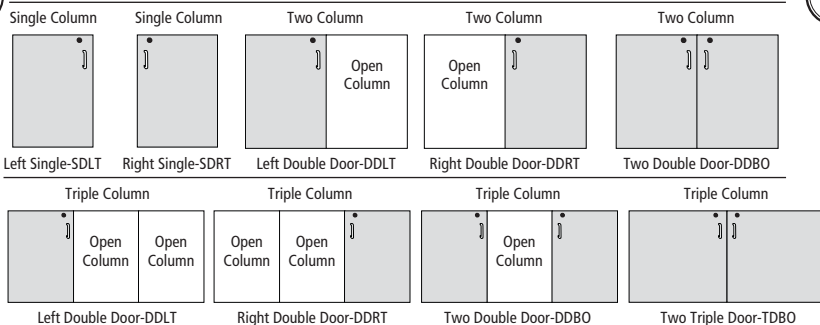
1 Whiffle Mobile Storage Units



Model #	3904	3905	3907	3908
Whiffle™ Mobile Storage Units	Double Column	Double Column	Triple Column	Triple Column
	48"H	60"H	48"H	60"H
3" Tote - Capacity*	20	26	30	39
6" Tote - Capacity*	10	12	15	18
9" Tote - Capacity*	6	8	9	12
12" Tote - Capacity*	4	6	6	9
Single Shelf - Capacity	20	26	30	39
Double Shelf - Capacity	10	13	10	13
Door Options	No Door	No Door	No Doors	No Doors
	Left Double Door	Left Double Door	Left Double Door	Left Double Door
	Right Double Door	Right Double Door	Right Double Door	Right Double Door
	2 Double Doors	2 Double Doors	2 Double Doors	2 Double Doors
Divider Options	-	-	2 Triple Doors	2 Triple Doors
	Center/Divider Optional	Center/Divider Optional	Can use 1 or 2 Dividers	Can use 1 or 2 Dividers
Wardrobe Bar	Yes	Yes	Yes	Yes

*Tote totals are only if doing all totes. Accessories can be mixed to create your ideal storage solutions. Contact our Space Planning team if you need help designing your unit at spaceplanning@safcoproducts.com. Call us at 1-800-735-6869 if you have any questions.

2 Door Choice



3 Side Panel Color

- Electric Blue-EBU
- Green-GRN
- Gray-GRY
- Orange-ORG
- Red-RED
- Spectrum Blue-SBU

4 Button Color

- Electric Blue-EBU
- Green-GRN
- Gray-GRY
- Orange-ORG
- Red-RED
- Spectrum Blue-SBU

5

Model # Description

Storage Accessories - Order Separately

Plastic Totes

Image	Model #	Description	List Price Ea.	Quantity Per Pack	Actual Weight	S-Parcel Billable Weight	Carton Cube	Freight Class

Shelves

	3915MA	Single Shelves, 12 3/4" W x 19" D x 3/4" H, 2 Pk	102.00	2	-	-	-	-
	3916MA	Double Shelves, 26 1/4" W x 19" D x 3/4" H, 2 Pk for use when removing divider column in double or triple units	177.00	2	-	-	-	-

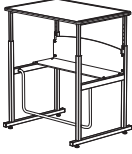






Wardrobe Bar

	3917	Wardrobe Bar (Cannot be used in 28 1/4" H Storage Units)	95.00	1	-	-	-	-
--	------	--	-------	---	---	---	---	---

Office Suites
Tables & Desks
Meeting Essentials
Personnel Organization
Ergonomics
High Density Storage
Storage & Filing
Facilities
Technology
Furniture
Art & Engineering
K-12
SAFE Collection Addendum

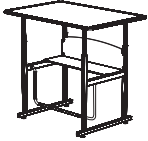




AlphaBetter® 28"W Desks & Stool

Safco® Products marketing materials are designed to be used as sales tools for our Dealer network.



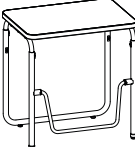



Model #	Description	Model #	List Price Ea.	List Carton Price	Quantity Per Carton	Actual Weight	S-Parcel Billable Weight	Carton Cube	Freight Class
 1201BE	AlphaBetter® Desk 28 x 20" Standard Top 28"W x 20"D x 26" - 42"H Desktop Finish: Beige-BE Steel Frame with Black Powder Coat Finish Patented Swinging Pendulum™ Footrest Bar	1201BE	764.00	764.00	1	44	52	4.87	110
 1202BE	AlphaBetter® Desk, with Book Box 28 x 20" Standard Top 28"W x 20"D x 26" - 42"H Desktop Finish: Beige-BE Steel Frame with Black Powder Coat Finish Patented Swinging Pendulum™ Footrest Bar	1202BE	964.00	964.00	1	50	52	4.87	110
 1203	AlphaBetter® Desk 28 x 20" Premium Top 28"W x 20"D x 26" - 42"H Desktop Finish: Gray-GR, Dry Erase-DE Steel Frame with Black Powder Coat Finish Patented Swinging Pendulum™ Footrest Bar	1203GR 1203DE	819.00	819.00	1	43	52	4.87	110
 1204	AlphaBetter® Desk 28 x 20" Premium Top 28"W x 20"D x 26" - 42"H Desktop Finish: Gray-GR, Dry Erase-DE Steel Frame with Black Powder Coat Finish Patented Swinging Pendulum™ Footrest Bar	1204GR 1204DE	1,017.00	1,017.00	1	49	52	4.87	110
 1212BL	AlphaBetter® Optional Book Box 22"W x 15"D x 4¼"H Finish: Black-BL	1212BL	196.00	196.00	1	8	15	1.26	250
 1210BL	Carpet Casters for AlphaBetter®, Set of 4 Casters: 2½"H Finish: Black-BL	1210BL	28.00	28.00	1	1.2	2	0.08	65
 1211BL	Hard floor Casters for AlphaBetter®, Set of 4 Casters: 2½"H Finish: Black-BL	1211BL	39.00	39.00	1	1.3	2	0.08	65



Office Suites
Tables & Desks
Meeting Essentials
Personal Organization
Ergonomics
High Density Storage
Storage & Filing
Facilities
Technology Furniture
Art & Engineering
K-12 Education
SAFE Collection Addendum

Model #	Description	Model #	List Price	List Price Ea.*	Carton Price	Quantity Per Carton	Actual Weight	S-Parcel Billable Weight	Carton Cube	Freight Class
AlphaBetter® Desks & Stools										
	1206 AlphaBetter® Desk 36 x 24" Standard Top 36"W x 24"D x 26" - 42"H Desktop Finish: Beige-BE Steel Frame with Black Powder Coat Finish Patented Swinging Pendulum™ Footrest Bar	1206BE	878.00	878.00		1	51	77	7.09	110
	1207 AlphaBetter® Desk, with Book Box 36 x 24" Standard Top 36"W x 24"D x 26" - 42"H Desktop Finish: Beige-BE Steel Frame with Black Powder Coat Finish Patented Swinging Pendulum™ Footrest Bar	1207BE	1,086.00	1,086.00		1	59	77	7.09	110
	1208 AlphaBetter® Desk 36 x 24" Premium Top 36"W x 24"D x 26" - 42"H Desktop Finish: Gray-GR, Dry Erase-DE Steel Frame with Black Powder Coat Finish Patented Swinging Pendulum™ Footrest Bar	1208GR 1208DE	930.00	930.00		1	51	77	7.09	110
	1209 AlphaBetter® Desk, with Book Box 36 x 24" Premium Top 36"W x 24"D x 26" - 42"H Desktop Finish: Gray-GR, Dry Erase-DE Steel Frame with Black Powder Coat Finish Patented Swinging Pendulum™ Footrest Bar	1209GR 1209DE	1,142.00	1,142.00		1	58	77	7.09	110
	1212BL AlphaBetter® Optional Book Box 22"W x 15"D x 4 1/4"H Finish: Black-BL	1212BL	196.00	196.00		1	8	15	1.26	250

AlphaBetter® Desks 2.0

AlphaBetter® Desks 2.0										
	1221 Height-Adjustable Student Desk with Pendulum Bar 22-30" 27 3/4"W x 19 3/4"D x 22-30"H Desktop Finish: White Dry Erase Top-DE, Gray Nebula Top-GR Leg Finish: Cityscape Gray	1221DE 1221GR	560.00 516.00	560.00 516.00		1 1	31 31	35 35	1.76 1.76	070 070
	1222 Height-Adjustable Student Desk - Pendulum Bar - Book Box 27 3/4"W x 19 3/4"D x 22-30"H Desktop Finish: White Dry Erase Top-DE, Gray Nebula Top-GR Leg Finish: Cityscape Gray	1222DE 1222GR	643.00 629.00	643.00 629.00		1 1	37 37	43 43	2.11 2.11	070 070
	1223 Height-Adjustable Student Desk with Pendulum Bar 29-43" 27 3/4"W x 19 3/4"D x 29-43"H Desktop Finish: White Dry Erase Top-DE, Gray Nebula Top-GR Leg Finish: Cityscape Gray	1223DE 1223GR	602.00 588.00	602.00 588.00		1 1	34 34	38 38	2.1 2.1	070 070
	1224 Height-Adjustable Student Desk - Pendulum Bar - Book Box 27 3/4"W x 19 3/4"D x 29-43"H Desktop Finish: White Dry Erase Top-DE, Gray Nebula Top-GR Leg Finish: Cityscape Gray	1224DE 1224GR	685.00 671.00	685.00 671.00		1 1	40 40	46 46	2.52 2.52	070 070
	1210BL Carpet Casters for AlphaBetter®, Set of 4, Black-BL Casters: 2 1/2"H	1210BL	28.00	28.00		1	1.2	2	0.08	65
	1211BL Hard floor Casters for AlphaBetter®, Set of 4, Black-BL Casters: 2 1/2"H	1211BL	39.00	39.00		1	1.3	2	0.08	65

Office Suites
Tables & Desks
Meeting Essentials
Personation Organization
Ergonomics
High Density Storage
Storage & Filing
Facilities
Technology Furniture
Art & Engineering
K-12 Education
SAFE Collection Addendum

Flip & Nest Desks

Safco® Products marketing materials are designed to be used as sales tools for our Dealer network.

Model #	Description	Model #	List Price Ea.*	List Carton Price	Quantity Per Carton	Actual Weight	S-Parcel Billable Weight	Carton Cube	Freight Class
---------	-------------	---------	-----------------	-------------------	---------------------	---------------	--------------------------	-------------	---------------



Flip and Nest Desks

1226 Learn Nesting Trapezoid Desk
 32 3/8" W x 22 1/4" D x 29 1/2" H
 Powder coat steel frame
Finish: White Dry-Erase Top-DE, Pebbled Gray Top-GR
Base Finish: Grey

1226DE 664.00 664.00 1 31.1 37 4.15 125
 1226GR



1227 Learn Nesting Rectangle Desk
 28" W x 22 1/4" D x 29 1/2" H
 Powder coat steel frame
Finish: White Dry-Erase Top-DE, Pebbled Gray Top-GR
Base Finish: Grey

1227DE 636.00 636.00 1 35.4 41 3.16 125
 1227GR

Wire Desk



Wire Desk

5203BL Wire Desk
 Overall: 35 3/4" W x 24" D x 30 3/4" H
 Bottom Shelf Dimensions: 35" W x 6 1/4" D
Finish: Black-BL


5203BL 245.00 245.00 1 46.4 47 3.64 175

Wood Organizers



9422 Wood Adjustable Literature Organizer - 16 Compartment
 19 1/2" W x 11 3/4" D x 21" H
Finish: Gray-GR, Medium Oak-MO

9422GR 217.00 217.00 1 24 24 0.65 85
 9422MO



9423 Wood Adjustable Literature Organizer - 24 Compartment
 39" W x 11 3/4" D x 16 1/4" H
Finish: Gray-GR, Medium Oak-MO

9423GR 273.00 273.00 1 41 41 1.24 85
 9423MO



9424 Wood Adjustable Literature Organizer - 36 Compartment
 39" W x 11 3/4" D x 24" H
Finish: Gray-GR, Medium Oak-MO


9424GR 331.00 331.00 1 52 52 1.62 85
 9424MO



9494 Wood Adjustable Literature Organizer
 32 Compartment/2 Drawer
 39" W x 11 3/4" D x 25 1/4" H
Finish: Gray-GR, Medium Oak-MO

9494GR 383.00 383.00 1 70 70 1.96 85
 9494MO

Rumba™ Collaboration Screens & Whiteboard



2014WBS Rumba™ Screen 36" W x 54" H
 Full Whiteboard Screen
 Overall Size: 36" W x 16" D x 54" H

2014WBS 1,253.00 1,253.00 1 31 LTL 5.47 70

2015WBS Rumba™ Screen 42" W x 54" H
 Full Whiteboard Screen
 Overall Size: 42" W x 16" D x 54" H

2015WBS 1,319.00 1,319.00 1 38 LTL 6.3 70

2016WBS Rumba™ Screen 36" W x 66" H
 Full Whiteboard Screen
 Overall Size: 36" W x 16" D x 66" H

2016WBS 1,309.00 1,309.00 1 45 LTL 5.76 70

2017WBS Rumba™ Screen 42" W x 66" H
 Full Whiteboard Screen
 Overall Size: 42" W x 16" D x 66" H

2017WBS 1,381.00 1,381.00 1 41 LTL 6.69 70



2008GR Rumba™ Screen Eraser Tray

2008GR 46.00 46.00 1 1 1 0.08 100



3909GR Mobile Whiteboard, 30" x 64" - White Dry Erase Board
 Magnetic board, Cutout in board for easy marker storage
 Overall Size: 30" W x 24" D x 63 7/16" H

3909GR 1,709.00 1,709.00 1 80 LTL - 70

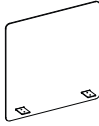
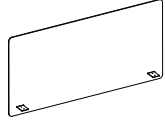
Office Suites
 Tables & Desks
 Meeting Essentials
 Personal Organization
 Ergonomics
 High Density Storage
 Storage & Filing
 Facilities
 Technology Furniture
 Art & Engineering
 K-12 Education
 SAFE Collection Addendum

(Top + Coordinating Legs) Model #	Description	Model	List Price Ea.	List Carton Price	Quantity Per Carton	Actual Weight	S-Parcel Billable Weight	Carton Cube	Freight Class
<ul style="list-style-type: none"> • High Pressure Laminate • 3mm edge band • Height adjustable legs, adjust in 1" increments 			<ul style="list-style-type: none"> • Powder Coated Steel Legs • Adjustable nylon base levelers • Casters available - order separately 			<ul style="list-style-type: none"> • Tops and bases are sold separately, be sure to order one of each • Made in USA 			
	REC4824 Rectangle Top - 48"W x 24"D Laminate: Gray Nebula/Warm Gray-GYNAWG Fusion Maple/Warm Gray-FUMPWG White Dry Erase/Warm Gray-DRYEYG	REC4824GYNAWG REC4824FUMPWG REC4824DRYEYG	449.00 494.00	449.00 494.00	1 1	42 42	LTL LTL	- -	70 70
	REC6024 Rectangle Top - 60"W x 24"D Laminate: Gray Nebula/Warm Gray-GYNAWG Fusion Maple/Warm Gray-FUMPWG White Dry Erase/Warm Gray-DRYEYG	REC6024GYNAWG REC6024FUMPWG REC6024DRYEYG	526.00 578.00	526.00 578.00	1 1	54 54	LTL LTL	- -	125 125
	REC6030 Rectangle Top - 60"W x 30"D Laminate: Gray Nebula/Warm Gray-GYNAWG Fusion Maple/Warm Gray-FUMPWG White Dry Erase/Warm Gray-DRYEYG	REC6030GYNAWG REC6030FUMPWG REC6030DRYEYG	578.00 775.00	578.00 775.00	1 1	66 66	LTL LTL	- -	70 70
	REC6036 Rectangle Top - 60"W x 36"D Laminate: Gray Nebula/Warm Gray-GYNAWG Fusion Maple/Warm Gray-FUMPWG White Dry Erase/Warm Gray-DRYEYG	REC6036GYNAWG REC6036FUMPWG REC6036DRYEYG	757.00 833.00	757.00 833.00	1 1	84.5 84.5	LTL LTL	- -	70 70
	REC7230 Rectangle Top - 72"W x 30"D Laminate: Gray Nebula/Warm Gray-GYNAWG Fusion Maple/Warm Gray-FUMPWG White Dry Erase/Warm Gray-DRYEYG	REC7230GYNAWG REC7230FUMPWG REC7230DRYEYG	680.00 747.00	680.00 747.00	1 1	77.5 77.5	LTL LTL	- -	70 70
	REC7236 Rectangle Top - 72"W x 36"D Laminate: Gray Nebula/Warm Gray-GYNAWG Fusion Maple/Warm Gray-FUMPWG White Dry Erase/Warm Gray-DRYEYG	REC7236GYNAWG REC7236FUMPWG REC7236DRYEYG	897.00 986.00	897.00 986.00	1 1	102 102	LTL LTL	- -	70 70
 	HADJ18304GR Height Adjustable 4-Leg Pack 18-30" HADJ29444GR Height Adjustable 4-Leg Pack 29-44" Leg Color: Cityscape Gray	HADJ18304GR HADJ29444GR	439.00 481.00	439.00 481.00	1 1	18 23	LTL LTL	- -	70 70
	WAV6030 Wave Top - 60"W x 30"D Laminate: Gray Nebula/Warm Gray-GYNAWG Fusion Maple/Warm Gray-FUMPWG White Dry Erase/Warm Gray-DRYEYG	WAV6030GYNAWG WAV6030FUMPWG WAV6030DRYEYG	680.00 748.00	680.00 748.00	1 1	65.2 65.2	LTL LTL	- -	70 70
 	HADJ18304GR Height Adjustable 4-Leg Pack 18-30" HADJ29444GR Height Adjustable 4-Leg Pack 29-44" Leg Color: Cityscape Gray	HADJ18304GR HADJ29444GR	439.00 481.00	439.00 481.00	1 1	18 23	LTL LTL	- -	70 70
	YNG6030 Yinyang Top - 60"W x 30"D Laminate: Gray Nebula/Warm Gray-GYNAWG Fusion Maple/Warm Gray-FUMPWG White Dry Erase/Warm Gray-DRYEYG	YNG6030GYNAWG YNG6030FUMPWG YNG6030DRYEYG	707.00 775.00	707.00 775.00	1 1	51.3 51.3	LTL LTL	- -	70 70
 	HADJ18303GR Height Adjustable 3-Leg Pack 18-30" HADJ29443GR Height Adjustable 3-Leg Pack 29-44" Leg Color: Cityscape Gray	HADJ18303GR HADJ29443GR	329.00 363.00	329.00 363.00	1 1	12 18	LTL LTL	- -	85 85
	HRND6030 Half Round Top - 60"W x 30"D Laminate: Gray Nebula/Warm Gray-GYNAWG Fusion Maple/Warm Gray-FUMPWG White Dry Erase/Warm Gray-DRYEYG	HRND6030GYNAWG HRND6030FUMPWG HRND6030DRYEYG	707.00 775.00	707.00 775.00	1 1	51.4 51.4	LTL LTL	- -	70 70
 	HADJ18303GR Height Adjustable 3-Leg Pack 18-30" HADJ29443GR Height Adjustable 3-Leg Pack 29-44" Leg Color: Cityscape Gray	HADJ18303GR HADJ29443GR	329.00 363.00	329.00 363.00	1 1	12 18	LTL LTL	- -	85 85
	1210BL Carpet Casters, Set of 4 Casters: 2½"H Finish: Black-BL	1210BL	28.00	28.00	1	1.2	2	0.08	65
	1211BL Hard floor Casters, Set of 4 Casters: 2½"H Finish: Black-BL	1211BL	39.00	39.00	1	1.3	2	0.08	65

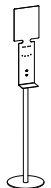
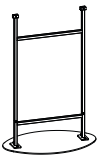


Office Suites
Tables & Desks
Essentials
Personas
Organization
Ergonomics
High Density Storage
Storage & Filing
Facilities
Technology Furniture
Art & Engineering
K-12
SAFE Collection Addendum

Privacy & Wellness Panels

Safco® Products marketing materials are designed to be used as sales tools for our Dealer network.

Model #	Description	Model #	List Price Ea.*	List Carton Price	Quantity Per Carton	Actual Weight	S-Parcel Billable Weight	Carton Cube	Freight Class
Desktop Privacy & Wellness Panels									
	7515FR Desktop Privacy & Wellness Panel - Frosted 23½"W x 23½"H	7515FR	253.00	253.00	1	8	12	1.09	125
	7515WH Desktop Privacy & Wellness Panel - White 23½"W x 23½"H	7515WH	253.00	253.00	1	8	12	1.09	150
	7516FR Desktop Privacy & Wellness Panel - Frosted 47½"W x 23½"H	7516FR	392.00	392.00	1	16	23	2.17	125
	7516WH Desktop Privacy & Wellness Panel - White 47½"W x 23½"H	7516WH	392.00	392.00	1	16	23	2.17	150

Hand Sanitizer Stand | Modular Guards | Temperature Stations

	7512GR Hand Sanitizer Stand 12"W x 61½"H Finish: Gray-GR	7512GR	252.00	252.00	1	18	18	1.47	250
	7553BL Modular Guard Mobile Tall Stand 27"W x 18"D x 39¼"H	7553BL	445.00	445.00	1	33	LTL	2.67	70
	7555BL Modular Guard Ganging Kit 1"W x 1"D x 1½"H	7555BL	70.00	70.00	1	1	LTL	0.1	70
	7556BL Modular Guard Counter Mount 2"W x 4"D x 7½"H	7556BL	165.00	165.00	1	4	LTL	0.25	70
	Note: Unit requires anchoring to surface or floor. Hardware not included, be sure to use correct mounting hardware per substrate.								
	7557BL Modular Guard Tall Floor Mount 2"W x 4"D x 39"H	7557BL	246.00	246.00	1	10	LTL	0.88	70
	Note: Unit requires anchoring to surface or floor. Hardware not included, be sure to use correct mounting hardware per substrate.								

Office Suites
Tables & Desks
Meeting Essentials
Personal Organization
Ergonomics
High Density Storage
Storage & Filing
Facilities
Technology Furniture
Art & Engineering
K-12 Education
SAFE Collection Addendum

Model No.	Page	Model No.	Page	Model No.	Page	Model No.	Page
10GA.....	62	1700.....	122	2176.....	84	3263BL.....	80
195TKLS.....	84, 176	1701.....	122	2180.....	84	3264BL.....	81
0412P06.....	111, 113, 163	1702.....	122	2254BL.....	48, 62	3265BL.....	81
0512P06.....	111, 113, 163	1703.....	123	2255BL.....	48, 62	3266.....	81
0515P06.....	113, 163	1704.....	123	2480DSP.....	177	3271.....	80
524MC.....	59	1705.....	123	2981.....	142	3272BL.....	80
0612P06.....	111, 113, 163	1706.....	123	2982.....	142	3274BL.....	71
0712P06.....	111, 113, 163	1850.....	75	2983.....	142	3275BL.....	71
787.....	175	1855BL.....	76	2984.....	142	3285.....	77
788.....	175	1856BL.....	76	2987BL.....	142	3286.....	77
789.....	175	1857.....	75	2988BL.....	142	3290BL.....	71
0812P06.....	111, 113, 163	1859.....	75	2989BL.....	142	3291BL.....	71
0912P06.....	111, 113, 163	1860GR.....	76	2990CZ.....	142	3292BL.....	71
0915P06.....	113, 163	1861GR.....	76	2990PA.....	142	3293BL.....	71
922VEL.....	113, 165, 170	1862.....	75	2990PC.....	142	3603BL.....	77
945.....	67	1870GR.....	75	2990RE.....	142	3604BL.....	78
946.....	67	1871GR.....	75	2990WA.....	142	3611BL.....	69
947.....	67	1872BL.....	75	3019.....	56	3612BL.....	69
948.....	67	1876.....	76-77	3020.....	56	3680DSP.....	177
950.....	67	1881.....	75	3030.....	184	3836A3.....	109
1001.....	85	1907BL.....	67	3043.....	185	3842A3.....	109
1009.....	85	1908BL.....	67	3045.....	185	3848A3.....	109
1012P06.....	111, 113, 163	1921.....	66	3079.....	184	3901.....	189
1015P06.....	113, 163	1923.....	66	3081.....	184	3904.....	186, 188-189
1017.....	85	1925.....	66	3082.....	185	3905.....	186, 188-189
1018.....	85	1927.....	66	3083.....	185	3906.....	186
1019WH.....	85	1929.....	66	3084.....	184	3907.....	187, 189
1112P06.....	111, 113, 163	1930.....	63	3088.....	184	3908.....	186-189
1114P06.....	163	1931.....	63	3090.....	184	3909GR.....	69, 192
1115P06.....	113, 163	1933.....	63	3091.....	184	3911CL.....	188-189
1201BE.....	64, 190	1934.....	63	3116BL.....	81	3912CL.....	188-189
1202BE.....	64, 190	1943.....	66	3127BL.....	81	3913CL.....	189
1203.....	64, 190	1944.....	67	3128BL.....	81	3914CL.....	189
1204.....	64, 190	1950.....	66	3129BL.....	81	3915MA.....	188-189
1205.....	64-65, 190-191	1951.....	66	3155BL.....	81	3916MA.....	188-189
1206.....	191	1958.....	67	3167BL.....	81	3917.....	188-189
1206BE.....	65, 191	2008GR.....	69, 192	3170BL.....	82	3918.....	189
1207.....	191	2014WBS.....	69, 192	3171BL.....	82	3922.....	188
1207BE.....	65, 191	2015WBS.....	69, 192	3172BL.....	82	3923.....	188
1208.....	65, 191	2016WBS.....	69, 192	3185BL.....	82	3924.....	188
1209.....	65, 191	2017WBS.....	69, 192	3230BL.....	79	3925.....	188
1210BL.....	55, 64-65, 190-191, 193	2059BL.....	62	3231BL.....	79	3935.....	188
1211BL.....	55, 64-65, 190-191, 193	2060BL.....	62	3233BL.....	79	3948.....	179
1212BL.....	64-65, 190-191	2069BL.....	62	3240BL.....	79	3951.....	179
1212P06.....	111, 113, 163	2078BL.....	62	3241BL.....	79	3952.....	179
1214P06.....	163	2086.....	54	3242BL.....	79	3953.....	179
1215P06.....	113, 163	2105.....	85	3243BL.....	79	3957.....	179
1218.....	168	2106.....	85	3244BL.....	79	3962.....	179
1219.....	170	2110BL.....	86	3250BL.....	78	3962GR.....	179
1221.....	65, 191	2111BL.....	86	3251BL.....	78	3965MO.....	179
1222.....	65, 191	2120BL.....	85	3252BL.....	78	4049NC.....	147
1223.....	65, 191	2129BL.....	85	3253BL.....	80	4050.....	147
1224.....	65, 191	2150BL.....	84	3254.....	80	4053NC.....	148
1226.....	66, 192	2159BL.....	78, 84	3255.....	80	4054BL.....	147
1227.....	66, 192	2160BL.....	78	3256BL.....	80	4055NC.....	147
1412P06.....	111, 113, 163	2161BL.....	78, 84	3257BL.....	80	4061.....	147
1415P06.....	113, 163	2162BL.....	81	3258.....	80	4062.....	147
1505TL.....	38	2164BL.....	78	3259BL.....	80	4063.....	148
1515P06.....	113, 163	2169BL.....	81	3260BL.....	80	4069.....	147
1612P06.....	111, 113, 163	2170BL.....	81	3261BL.....	80	4070.....	147
1615P06.....	113, 163	2175.....	84	3262BL.....	80	4071.....	147

Office Suites
Tables & Desks
Meeting Essentials
Person Organization
Ergonomics
High Density Storage
Storage & Filing
Facilities
Technology Furniture
Art & Engineering
K-12 Education
SAFE Collection Addendum

Model No.	Page	Model No.	Page	Model No.	Page	Model No.	Page
4072	148	4980	181	5287	145	5667CL	125
4086R	147	4981	181	5288	145	5668CL	125
4117BL	74	4983	181	5289	145	5671CL	125
4118BL	74	4986	181-182	5290	145	5698CL	124
4128CH	126	4994	181-182	5291	145	6236A3	108
4134SL	123	4995	181-182	5292	145	6236B3	108
4139CH	126	4996	181-182	5293	145	6242A3	108
4158CH	82	4997	181-182	5294	145	6242B3	108
4160	73	4998	181-182	5295	145	6244BL	144
4161	73	4999	181-182	5296	145	6245BL	144
4162	73	5006	180	5333BL	131	6246BL	144
4163	72	5010	180	5335BL	131	6247BL	144
4166	74	5016	180	5336BL	131	6248A3	108
4167	74	5023AH	183	5337BL	131	6248B3	108
4168	72	5026	180	5338BL	131	6252	146
4173BL	74	5030	180	5339BL	131	6253	146
4175BL	83	5038	180	5342DLH	59	6254	146
4176BL	83	5039	180	5342DSLH	59	6255	146
4191NC	72	5040	180	5348CLH	59	6256	146
4200	73	5041	180	5348CSLH	59	6265	146
4201	73	5056	180	5348DLH	59	6266	146
4202	73	5059	180	5348DSLH	59	6267	146
4203SL	73	5060	180	5350BL	132	6268	146
4205SL	73	5124	85	5353BL	133	6269	146
4224BL	74	5201	131	5357SA	131	6270	146
4225BL	74	5202WH	77, 132	5358SA	131	6401BL	73
4229BL	74	5203BL	66, 192	5361	132	6402BL	73
4231	82	5206	76	5362	132	6403BL	73
4232	82	5207	76	5363	132	6461BL	126
4232BL	82	5208	76	5364	132	6551	183
4233	82	5209WH	77, 132	5370BL	133	6552	183
4233GR	82	5211BL	133	5373BL	133	6553	183
4234CL	82	5212BL	133	5390	132	7111	128
4237	82	5213BL	133	5511	67	7121	128
4241BL	72	5214BL	133	5512	67	7131	128
4255	73	5215BL	133	5513	67	7152BL	86
4257	73	5235GR	148	5516	122	7153BL	86
4258BL	82	5236GR	148	5518	122	7154BL	86
4259BL	82	5238BL	148	5519	122	7170	130
4263WH	72	5239BL	148	5520	122	7171	130
4264WH	72	5241BL	145	5522	122	7173	130
4265WH	72	5242BL	145	5523	122	7174	130
4311	180	5242DLH	58	5524	122	7512GR	194
4312	180	5242DSLH	58	5525	122	7515FR	194
4321	127	5243BL	145	5532	122	7515WH	194
4322	127	5244BL	144	5577BL	126	7516FR	194
4323	127	5245BL	144	5578BL	126	7516WH	194
4325	127	5246BL	144	5579BL	126	7553BL	194
4897	184	5247BL	144	5580BL	126	7555BL	194
4899	184	5248CLH	58	5600CL	123	7556BL	194
4931LG	185	5248CSLH	58	5601CL	124	7557BL	194
4935LG	185	5248DLH	58	5602CL	123	7732	178
4969LG	183	5248DSLH	58	5603CL	123	7732A	178
4970LG	183	5260	144	5604CL	124	7734	178
4971LG	183	5261	144	5605CL	124	7734A	178
4972LG	183	5276BL	145	5606CL	124	7734B	178
4973LG	183	5277BL	131	5651BL	83	7736	178
4974LG	183	5278BL	131	5652BL	83	7736A	178
4975	181-182	5283	145	5653BL	83	7736B	178
4977	181-182	5285	145	5665CL	125	7737	178
4979	181-182	5286	145	5666CL	125	7737A	178

Office Suites
Tables & Desks
Meeting Essentials
Personal Organization
Ergonomics
High Density Storage
Storage & Filing
Facilities
Technology Furniture
Art & Engineering
K-12 Education
SAFE Collection Addendum

Model No.	Page	Model No.	Page	Model No.	Page	Model No.	Page
7737B	178	9447	143	9921	135	350151	176
7739	178	9448	143	9922	136	350152	176
7739A	178	9449	143	9923	136	350173	176
7739B	178	9450	143	9924	136	350181	176
7749	149	9470	138	9925	136	350212	169, 173
7750	149	9471	138	9926	136	350213L	169, 173
7751	149	9472	138	9927BB	141	350213R	169, 173
7752	149	9473	138	9928BB	141	350214	169, 173
7753	149	9474	138	9929BL	141	350215	169, 173
7756	149	9475	138	9931SS	141	350216	173
7765	149	9476	138	9932BL	139	350217	175
7766	149	9477	138	9933BL	139	350218	173
7770	149	9478	138	9934BL	139	350220	169, 176
8336A3	108	9485BL	138	9935BL	139	350318	173
8336B3	108	9486BL	138	9940BL	139	350320L	173
8342A3	108, 112	9494	129, 192	9941SS	141	350320R	173
8342B3	108	9550BL	143	9942SS	141	350321L	176
8348A3	108	9551BL	143	19400	37	350321R	176
8348B3	108	9552BL	143	24801S	177	350325L	172-173
8510GRCL	69	9553BL	143	31124	172	350325R	173
8511	69	9560	143	31148	172	350327L	176
8693B	179	9560BL	143	31172	172	350327R	176
8694B	179	9560CZ	143	36801S	177	350440	177
8696B	179	9560PA	143	38363	109	350445	177
8697B	179	9560PC	143	38423	109	350450	177
8912	70	9560RE	143	38483	109	350460	177
8915	70	9560WA	143	49263	84	350465	177
8918	70	9604	140	49264	84	350470	177
8919	70	9610CH	140	49265	84	350480	177
8921	70	9616BL	140	50016	180	350485	177
8922BL	70	9618CH	140	50026	180	350490	177
8932BL	70	9632BU	141	50036	180	773096	63
8943BL	70	9636	137	50046	180	911196R	109
8945BL	70	9639	137	50056	180	911785	113, 165, 170
8953	71	9651	143	52224	58	911884	165
8962	71	9652	143	52230	58	912089R	108, 112
8963BL	71	9668	134	53224	58	3202460	169, 173
8964BL	71	9669	123, 134	53230	58	3202472	169, 173
8966	71	9677NC	135	62363	108	3202484	169, 173
9200BL	128	9685SS	137	62423	108	3203060	169, 173
9211	128	9686SS	137	62483	108	3203072	169, 173
9221	128	9687SS	137	71301	86	3203084	169, 173
9231	128	9695	134	71491	86	3203660	169, 173
9241	128	9696BL	139	83363	108	3203672	169, 173
9264GR	128	9698BL	139	83423	108	3203684	169, 173
9311	129	9710	136	83483	108	3302416	169, 173
9321	129	9717BL	140	90145	113, 165, 170	3302420	173
9331	129	9718BL	140	90154	165	3303016	169, 173
9371BL	137	9740BL	140	90155	165	3303020	173
9372BL	137	9790BL	139	90208	86	3303616	169, 173
9401MO	129	9794BL	141	90225	169	3303620	173
9402MO	129	9798BL	141	92311	85	3304816	169, 173
9403MO	129	9799BL	139	242229	43	3304820	173
9419	77	9871	134	243029	43	3305416	169, 173
9420	77	9875	134	243629	43	3305420	173
9422	129, 192	9893	134	244829	43	3306016	169, 173
9423	129, 192	9895	134	246029	43	3306020	173
9424	129, 192	9901	135	247229	43	3312416	173
9430BL	78	9902	135	350117	176	3312420	173
9431BL	78	9903	135	350142	176	3313016	173
9432BL	78	9920	135	350150	176	3313020	173

Office Suites
Tables & Desks
Essentials
Meeting
Personas
Organization
Ergonomics
High Density Storage
Storage & Filing
Facilities
Technology
Furniture
Art & Engineering
K-12 Education
SAFE Collection Addendum

Model No.	Page	Model No.	Page	Model No.	Page	Model No.	Page
3313616	173	ABDH7242	13	ARC3072CP	116	C36T	35
3313620	173	ABSP	15, 23	ARC3072EP	117	C36TR	35
3322421	173	ABSPT	15, 23	ARC3072WCS	116	C42A	32
3323021	173	ABTDS72	12	ARC3082BTB	116	C48A	32, 43
3323621	173	ACASTK	168	ARC3082CP	116	C48T	35
3324821	173	ACB4224	13, 18	ARC3082EP	117	C48TR	35, 43
3326021	173	ACD	15, 21, 24	ARC3082WCS	116	C88MKEYH	39
3332416	174	ACD7224	12, 18	ARC3093BTB	116	C281N	32
3332420	174	ACDS30	15, 21	ARC3093CP	116	C281S	31
3333016	174	ACLF36	14	ARC3093EP	117	C281T	31
3333020	174	ACTB6	17	ARC3093WCS	116	C282N	32
3333616	174	ACTB8	17	ARC24726A	114	C282S	31
3333620	174	ACTB10	17	ARC24726EA	114	C282T	31, 42
3352414	175	ACTB12	17	ARC24726ES	114	C283N	32
3353014	175	ACTB18	17	ARC24726S	114	C283S	31
3353614	175	ACTR42	17	ARC24827A	114	C283T	31
3402430	169, 174	AEC72L	14	ARC24827EA	114	C292S	32
3402436	174	AEC72R	14	ARC24827ES	114	C293S	32
3403030	169, 174-175	AFF20	14, 18	ARC24827S	114	C313L1	36
3403036	174	AFF26	14, 18	ARC24938A	114	C313L3	36
3403630	169, 174	AFLF36	14, 18	ARC24938EA	114	C313L6	36
3403636	174-175	AFTP72	16	ARC24938ES	114	C313R1	36
3404830	169, 174	AGDC	16, 18	ARC24938S	114	C313R3	36
3404836	174	AHG72	15, 18	ARC30726A	114	C313R6	36
3405430	174	AHPM	16, 18	ARC30726EA	114	C343L1	36
3405436	174	AHW72	15, 18	ARC30726ES	114	C343L3	36
3406030	169, 174	ALC	17-18	ARC30726S	114	C343L6	36, 43
3406036	174	ALCT	17	ARC30827A	114	C343R1	36, 41-42
3407130	174	APBBF20	14, 18	ARC30827EA	114	C343R3	36
3407230	169, 174	APBBF26	14, 18	ARC30827ES	114	C343R6	36
3407236	174	APED1	167	ARC30827S	114	C483L	37, 41-42
3409030	169, 174	APST	16	ARC30938A	114	C483R	37
3409036	174	APT7236	14	ARC30938EA	114	C515	35
3434830	175	AR4224	13	ARC30938ES	114	C523	35
3434836	175	ARC12CB	116	ARC30938S	114	C542	34, 41
5222448H	58	ARC15CB	116	ARCB24726A	114	C552	34
5222454H	58	ARC2412ROD105	115	ARCB24726EA	114	C583	34
5222460H	58	ARC2412ROD120	115	ARCB24726ES	114	C593	34
5222466H	58	ARC2412ROHF	115	ARCB24726S	114	C673	36, 41
5222472H	58	ARC2412ROSLF	115	ARCB24827A	114	C685	36
5223048H	58	ARC2412RS	115	ARCB24827EA	114	C743	38
5223054H	58	ARC2412SLF	115	ARCB24827ES	114	C745	38
5223060H	58	ARC2472BTB	116	ARCB24827S	114	C746	38
5223066H	58	ARC2472CP	116	ARCB30726A	114	C747	38, 41-42
5223072H	58	ARC2472EP	117	ARCB30726EA	114	C763	38
5322448H	59	ARC2472WCS	116	ARCB30726ES	114	C765	38
5322454H	59	ARC2482BTB	116	ARCB30726S	114	C766	38
5322460H	59	ARC2482CP	116	ARCB30827A	114	C767	38
5322466H	59	ARC2482EP	117	ARCB30827EA	114	C773	38
5322472H	59	ARC2482WCS	116	ARCB30827ES	114	C775	38
5323048H	59	ARC2493BTB	116	ARCB30827S	114	C777	38, 43
5323054H	59	ARC2493CP	116	ARD6630	12	C863	38
5323060H	59	ARC2493EP	117	ARD7236	12, 17-18	C865	38
5323066H	59	ARC2493WCS	116	ARDH7236	13	C866	38
5323072H	59	ARC3015ROD105	115	ARDTC	17	C867	38, 41-43
920000462	121	ARC3015ROD120	115	ASC	16, 18	C1131	34
A35CH5	101	ARC3015ROHF	115	AT56	13	C1133	34
A7737	176	ARC3015ROSLF	115	AT58	13	C1136	34
AB3536	16	ARC3015RS	115	AWG72	15	C1141	34
AB5536	16	ARC3015SLF	115	AWMK	101	C1142	35
ABD7242	12, 18	ARC3072BTB	116	C36A	32	C1143	34

Office Suites
Tables & Desks
Meeting Essentials
Personal Organization
Ergonomics
High Density Storage
Storage & Filing
Facilities
Technology Furniture
Art & Engineering
K-12 Education
SAFE Collection Addendum

Model No.	Page	Model No.	Page	Model No.	Page	Model No.	Page
C1144.....	35	C1674.....	30	C2546.....	33	CS2RS78.....	40
C1145.....	35	C1675.....	30, 42	C2551.....	33	CST2.....	41
C1146.....	34	C1676.....	30	C2553.....	33	CST3.....	41
C1151.....	34	C1951.....	31	C2556.....	33	CST4.....	41
C1152.....	35	C1952.....	31	C2561.....	33	CST5.....	42
C1153.....	34	C1953.....	31	C2563.....	33	CST7.....	42
C1154.....	35	C1954.....	31	C2566.....	33	CST8.....	41
C1155.....	35	C1955.....	31	C2571.....	33	CST9.....	42
C1156.....	34	C1956.....	31	C2573.....	33	CST10.....	42
C1161.....	34	C1961.....	31	C2576.....	33, 41	CST14.....	43
C1162.....	35	C1962.....	31	C2581.....	33	CST24.....	43
C1163.....	34	C1963.....	31	C2583.....	33	CST25.....	40
C1164.....	35	C1964.....	31	C7421.....	38	CST26.....	40
C1165.....	35	C1965.....	31	C7621.....	38	CST27.....	40
C1166.....	34	C1971.....	31, 42-43	C7721.....	38	D09GS03.....	111, 113
C1171.....	34, 41-43	C1972.....	31	C8621.....	38	D09GS10.....	111, 113
C1172.....	35, 42	C1973.....	31	C8824B.....	39	DDBO.....	188
C1173.....	34	C1974.....	31	C8824F.....	39	DDLTL.....	188
C1174.....	35	C1975.....	31	C8824M.....	39	EC48FB.....	61
C1175.....	35	C1976.....	31	C8830B.....	39	EC48FJB.....	61
C1176.....	34	C2401.....	33	C8830F.....	39	EC48FJS.....	61
C1331.....	29	C2403.....	33	C8830M.....	39	EC48FS.....	61
C1333.....	29	C2406.....	32	CC01.....	120	EC48UB.....	61
C1336.....	29	C2411.....	33	CC06.....	120	EC48UDB.....	61
C1341.....	29	C2413.....	33	CC08.....	121	EC54FB.....	61
C1342.....	30	C2416.....	32	CC10.....	121	EC54FS.....	61
C1343.....	29	C2421.....	33	CC11.....	121	EC60FB.....	61
C1344.....	30	C2423.....	33	CCL18C.....	121	EC60FDB.....	61
C1345.....	30	C2426.....	32	CCL36C.....	121	EC60FDS.....	61
C1351.....	29	C2431.....	33	CCTK.....	121	EC60FJB.....	61
C1352.....	30	C2433.....	33, 40	CHA.....	57	EC60FJS.....	61
C1353.....	29	C2436.....	32	CHA29TR.....	57	EC60FS.....	61
C1354.....	30	C2441.....	33	CHA29X.....	57	EC60UB.....	61
C1355.....	30	C2443.....	33	CHA42TR.....	57	EC60UDB.....	61
C1356.....	29	C2446.....	32	CHA42X.....	57	EC66FB.....	61
C1361.....	29	C2451.....	33	CHARND30.....	57	EC66FS.....	61
C1362.....	30	C2453.....	33	CHARND36.....	57	EC66UB.....	61
C1363.....	29	C2456.....	32	CHARND3029TR.....	57	EC72FB.....	61
C1364.....	30	C2461.....	33	CHARND3029X.....	57	EC72FDB.....	61
C1365.....	30	C2463.....	33	CHARND3042TR.....	57	EC72FDS.....	61
C1366.....	29	C2466.....	32	CHARND3042X.....	57	EC72FJB.....	61
C1371.....	29, 40	C2471.....	33, 41	CHARND3629TR.....	57	EC72FJS.....	61
C1372.....	30	C2473.....	33, 41	CHARND3629X.....	57	EC72FS.....	61
C1373.....	29	C2476.....	32	CHARND3642TR.....	57	EC72UB.....	61
C1374.....	30	C2481.....	33	CHARND3642X.....	57	EC72UDB.....	61
C1375.....	30, 40	C2483.....	33	CHASQ30.....	57	ECB.....	61
C1376.....	29	C2486.....	32	CHASQ36.....	57	ECH.....	61
C1651.....	30	C2501.....	33	CHASQ3029TR.....	57	ECS.....	61
C1652.....	30	C2503.....	33	CHASQ3029X.....	57	EF24CS.....	99, 107
C1653.....	30	C2506.....	33	CHASQ3042TR.....	57	EF30CS.....	99, 107
C1654.....	30	C2511.....	33	CHASQ3042X.....	57	EF30RS.....	100
C1655.....	30	C2513.....	33	CHASQ3629TR.....	57	EF36CS.....	99, 107
C1656.....	30	C2516.....	33	CHASQ3629X.....	57	EF36RS.....	100
C1661.....	30	C2521.....	33	CHASQ3642TR.....	57	EF42CS.....	99, 107
C1662.....	30	C2523.....	33	CHASQ3642X.....	57	EF42RS.....	100
C1663.....	30	C2526.....	33	CL15.....	37	EF48CS.....	99, 107
C1664.....	30	C2531.....	33, 41	CL24.....	37	EF48RS.....	100
C1665.....	30	C2533.....	33	CL30.....	37	EF0976L.....	97
C1671.....	30	C2536.....	33	CLCK.....	39	EF0986L.....	97
C1672.....	30	C2541.....	33	CS2RC.....	40	EF0986OP.....	97
C1673.....	30	C2543.....	33	CS2RS30.....	40	EF1243L.....	97

Office Suites
Tables & Desks
Meeting Essentials
Person Organization
Ergonomics
High Density Storage
Storage & Filing
Facilities
Technology Furniture
Art & Engineering
K-12 Education
SAFE Collection Addendum

Model No.	Page	Model No.	Page	Model No.	Page	Model No.	Page
EF12430P	97	EF2476T	97	EF3618S18GA	99	EF4815U	98
EF1265L	97	EF2486CP	101	EF3618U	98	EF4815U18GA	99
EF12650P	97	EF2486L	97	EF3618U18GA	99, 107	EF4818S	98
EF1265T	97	EF2486OP	97	EF3624S	98	EF4818U	98
EF1276L	97	EF2486T	97	EF3624S18GA	99	EF4818U18GA	99, 107
EF12760P	97	EF2497CP	101	EF3624U	98	EF4824S	98
EF1276T	97	EF2497L	97	EF3624U18GA	99	EF4824U	98
EF1286L	97	EF2497OP	97	EF3630S	98	EF4824U18GA	99
EF12860P	97	EF2497T	97	EF3630U	98	EF4830S	98
EF1286T	97	EF3002KP	100	EF3630U18GA	99	EF4830U	98
EF1297L	97	EF3006KP	100	EF3636U18GA	99, 107	EF4830U18GA	99
EF12970P	97	EF3011SSB	100, 107	EF3643BP	101	EF4836U18GA	99, 107
EF1543L	97	EF3011SSPT	100	EF3643CP	101	EF4843BP	101
EF15430P	97	EF3012S	98	EF3665BP	101	EF4843CP	101
EF1543T	97	EF3012U	98	EF3665CP	101	EF4865BP	101
EF1565L	97	EF3012U18GA	99	EF3676BP	101	EF4865CP	101
EF15650P	97	EF3015S	98	EF3676CP	101	EF4876BP	101
EF1576L	97	EF3015U	98	EF3686BP	101	EF4876CP	101
EF15760P	97	EF3018U	98	EF3686CP	101	EF4886BP	101
EF1576T	97	EF3018U18GA	99, 107	EF3697BP	101	EF4886CP	101
EF1586L	97	EF3024S	98	EF3697CP	101	EF4897BP	101
EF15860P	97	EF3024U	98	EF4202KP	100	EF4897CP	101
EF1586T	97	EF3024U18GA	99	EF4206KP	100	EFL2409656S	93
EF1597L	97	EF3030S	98	EF4209U	98	EFL2409767S	94
EF15970P	97	EF3030U	98	EF4211SSB	100, 107	EFL2409868S	95
EF1597T	97	EF3030U18GA	99	EF4211SSPT	100	EFL2409979S	96
EF1843L	97	EF3036U18GA	99, 107	EF4212S	98	EFL2412433S	92
EF18430P	97	EF3043CP	101	EF4212U	98	EFL2412656S	93
EF1843T	97	EF3043L	97	EF4215S	98	EFL2412767S	94
EF1865L	97	EF3065BP	101	EF4215S18GA	99	EFL2412868S	95
EF18650P	97	EF3065CP	101	EF4215U	98	EFL2412979S	96
EF1865T	97	EF3065L	97	EF4215U18GA	99	EFL2415433S	92
EF1876L	97	EF3065OP	97	EF4218U	98	EFL2415656S	93
EF18760P	97	EF3076BP	101	EF4218U18GA	99, 107	EFL2415767S	94
EF1876T	97	EF3076CP	101	EF4224S	98	EFL2415868S	95
EF1886L	97	EF3076L	97	EF4224U	98	EFL2415979S	96
EF18860P	97	EF3076OP	97	EF4224U18GA	99	EFL2418433S	92
EF1886T	97	EF3086BP	101	EF4230S	98	EFL2418656S	93
EF1897L	97	EF3086CP	101	EF4230U	98	EFL2418767S	94
EF18970P	97	EF3086L	97	EF4230U18GA	99	EFL2418868S	95
EF1897T	97	EF3086OP	97	EF4236U18GA	99, 107	EFL2418979S	96
EF2411SSB	100, 107	EF3097BP	101	EF4243CP	101	EFL2424433S	92
EF2411SSPT	100	EF3097CP	101	EF4265BP	101	EFL2424656S	93
EF2412S	98	EF3097L	97	EF4265CP	101	EFL2424767S	94
EF2412U	98	EF3097OP	97	EF4276BP	101	EFL2424868S	95
EF2415S	98	EF3097T	97	EF4276CP	101	EFL2424979S	96
EF2415U	98	EF3602KP	100	EF4286BP	101	EFL2430433S	92
EF2418U	98	EF3606KP	100	EF4286CP	101	EFL2430656S	93
EF2424S	98	EF3609S	98	EF4297BP	101	EFL2430767S	94
EF2424U	98	EF3609U	98	EF4297CP	101	EFL2430868S	95
EF2430U	98	EF3611SSB	100, 107	EF4802KP	100	EFL2430979S	96
EF2443CP	101	EF3611SSPT	100	EF4806KP	100	EFL3009656S	93
EF2443L	97	EF3612S	98	EF4809S	98	EFL3009767S	94
EF24430P	97	EF3612S18GA	99	EF4809U	98	EFL3009868S	95
EF2465BP	101	EF3612U	98	EF4811SSB	100, 107	EFL3009979S	96
EF2465CP	101	EF3612U18GA	99	EF4811SSPT	100	EFL3012433S	92
EF2465L	97	EF3615S	98	EF4812S	98	EFL3012656S	93
EF24650P	97	EF3615S18GA	99	EF4812S18GA	99	EFL3012767S	94
EF2476CP	101	EF3615U	98	EF4812U	98	EFL3012868S	95
EF2476L	97	EF3615U18GA	99	EF4812U18GA	99	EFL3012979S	96
EF24760P	97	EF3618S	98	EF4815S	98	EFL3015433S	92

Office Suites
Tables & Desks
Meeting Essentials
Personal Organization
Ergonomics
High Density Storage
Storage & Filing
Facilities
Technology Furniture
Art & Engineering
K-12 Education
SAFE Collection Addendum

Model No.	Page	Model No.	Page	Model No.	Page	Model No.	Page
EFL3015656S	93	EFL4215979S	96	EFO2418767A	94	EFO3624433A	92
EFL3015767S	94	EFL4218433S	92	EFO2418868A	95	EFO3624656A	93
EFL3015868S	95	EFL4218656S	93	EFO2418979A	96	EFO3624767A	94
EFL3015979S	96	EFL4218767S	94	EFO2424433A	92	EFO3624868A	95
EFL3018433S	92	EFL4218868S	95	EFO2424656A	93	EFO3624979A	96
EFL3018656S	93	EFL4218979S	96	EFO2424767A	94	EFO3630433A	92
EFL3018767S	94	EFL4224433S	92	EFO2424868A	95	EFO3630656A	93
EFL3018868S	95	EFL4224656S	93	EFO2424979A	96	EFO3630767A	94
EFL3018979S	96	EFL4224767S	94	EFO2430433A	92	EFO3630868A	95
EFL3024433S	92	EFL4224868S	95	EFO2430656A	93	EFO3630979A	96
EFL3024656S	93	EFL4224979S	96	EFO2430767A	94	EFO4209656A	93
EFL3024767S	94	EFL4230433S	92	EFO2430868A	95	EFO4209767A	94
EFL3024868S	95	EFL4230656S	93	EFO2430979A	96	EFO4209868A	95
EFL3024979S	96	EFL4230767S	94	EFO3009656A	93	EFO4209979A	96
EFL3030433S	92	EFL4230868S	95	EFO3009767A	94	EFO4212433A	92
EFL3030656S	93	EFL4230979S	96	EFO3009868A	95	EFO4212656A	93
EFL3030767S	94	EFL4809656S	93	EFO3009979A	96	EFO4212767A	94
EFL3030868S	95	EFL4809767S	94	EFO3012433A	92	EFO4212868A	95
EFL3030979S	96	EFL4809868S	95	EFO3012656A	93	EFO4212979A	96
EFL3609656S	93	EFL4809979S	96	EFO3012767A	94	EFO4215433A	92
EFL3609767S	94	EFL4812433S	92	EFO3012868A	95	EFO4215656A	93
EFL3609868S	95	EFL4812656S	93	EFO3012979A	96	EFO4215767A	94
EFL3609979S	96	EFL4812767S	94	EFO3015433A	92	EFO4215868A	95
EFL3612433S	92	EFL4812868S	95	EFO3015656A	93	EFO4215979A	96
EFL3612656S	93	EFL4812979S	96	EFO3015767A	94	EFO4218433A	92
EFL3612767S	94	EFL4815433S	92	EFO3015868A	95	EFO4218656A	93
EFL3612868S	95	EFL4815656S	93	EFO3015979A	96	EFO4218767A	94
EFL3612979S	96	EFL4815767S	94	EFO3018433A	92	EFO4218868A	95
EFL3615433S	92	EFL4815868S	95	EFO3018656A	93	EFO4218979A	96
EFL3615656S	93	EFL4815979S	96	EFO3018767A	94	EFO4224433A	92
EFL3615767S	94	EFL4818433S	92	EFO3018868A	95	EFO4224656A	93
EFL3615868S	95	EFL4818656S	93	EFO3018979A	96	EFO4224767A	94
EFL3615979S	96	EFL4818767S	94	EFO3024433A	92	EFO4224868A	95
EFL3618433S	92	EFL4818868S	95	EFO3024656A	93	EFO4224979A	96
EFL3618656S	93	EFL4818979S	96	EFO3024767A	94	EFO4230433A	92
EFL3618767S	94	EFL4824433S	92	EFO3024868A	95	EFO4230656A	93
EFL3618868S	95	EFL4824656S	93	EFO3024979A	96	EFO4230767A	94
EFL3618979S	96	EFL4824767S	94	EFO3030433A	92	EFO4230868A	95
EFL3624433S	92	EFL4824868S	95	EFO3030656A	93	EFO4230979A	96
EFL3624656S	93	EFL4824979S	96	EFO3030767A	94	EFO4809656A	93
EFL3624767S	94	EFL4830433S	92	EFO3030868A	95	EFO4809767A	94
EFL3624868S	91, 95	EFL4830656S	93	EFO3030979A	96	EFO4809868A	95
EFL3624979S	96	EFL4830767S	94	EFO3609656A	93	EFO4809979A	96
EFL3630433S	92	EFL4830868S	95	EFO3609767A	94	EFO4812433A	92
EFL3630656S	93	EFL4830979S	96	EFO3609868A	95	EFO4812656A	93
EFL3630767S	94	EFO2409656A	93	EFO3609979A	96	EFO4812767A	94
EFL3630868S	95	EFO2409767A	94	EFO3612433A	92	EFO4812868A	95
EFL3630979S	96	EFO2409868A	95	EFO3612656A	93	EFO4812979A	96
EFL4209656S	93	EFO2409979A	96	EFO3612767A	94	EFO4815433A	92
EFL4209767S	94	EFO2412433A	92	EFO3612868A	95	EFO4815656A	93
EFL4209868S	95	EFO2412656A	93	EFO3612979A	96	EFO4815767A	94
EFL4209979S	96	EFO2412767A	94	EFO3615433A	92	EFO4815868A	95
EFL4212433S	92	EFO2412868A	95	EFO3615656A	93	EFO4815979A	96
EFL4212656S	93	EFO2412979A	96	EFO3615767A	94	EFO4818433A	92
EFL4212767S	94	EFO2415433A	92	EFO3615868A	95	EFO4818656A	93
EFL4212868S	95	EFO2415656A	93	EFO3615979A	96	EFO4818767A	94
EFL4212979S	96	EFO2415767A	94	EFO3618433A	92	EFO4818868A	95
EFL4215433S	92	EFO2415868A	95	EFO3618656A	93	EFO4818979A	96
EFL4215656S	93	EFO2415979A	96	EFO3618767A	94	EFO4824433A	92
EFL4215767S	94	EFO2418433A	92	EFO3618868A	95	EFO4824656A	93
EFL4215868S	95	EFO2418656A	93	EFO3618979A	96	EFO4824767A	94

Model No.	Page	Model No.	Page	Model No.	Page	Model No.	Page
EFO4824868A	95	EFT2409868A	95	EFT3612656A	93	EFT4812979A	96
EFO4824979A	96	EFT2409979A	96	EFT3612767A	94	EFT4815433A	92
EFO4830433A	92	EFT2412433A	92	EFT3612868A	95	EFT4815656A	93
EFO4830656A	93	EFT2412656A	93	EFT3612979A	96	EFT4815767A	94
EFO4830767A	94	EFT2412767A	94	EFT3615433A	92	EFT4815868A	95
EFO4830868A	95	EFT2412868A	95	EFT3615656A	93	EFT4815979A	96
EFO4830979A	96	EFT2412979A	96	EFT3615767A	94	EFT4818433A	92
EFPG36721	105	EFT2415433A	92	EFT3615868A	95	EFT4818656A	93
EFPG36732	105	EFT2415656A	93	EFT3615979A	96	EFT4818767A	94
EFPG36743	105	EFT2415767A	94	EFT3618433A	92	EFT4818868A	95
EFPG36821	105	EFT2415868A	95	EFT3618656A	93	EFT4818979A	96
EFPG36832	105	EFT2415979A	96	EFT3618767A	94	EFT4824433A	92
EFPG36843	105	EFT2418433A	92	EFT3618868A	95	EFT4824656A	93
EFPG42721	105	EFT2418656A	93	EFT3618979A	96	EFT4824767A	94
EFPG42732	105	EFT2418767A	94	EFT3624433A	92	EFT4824868A	95
EFPG42743	105	EFT2418868A	95	EFT3624656A	93	EFT4824979A	96
EFPG42821	105	EFT2418979A	96	EFT3624767A	94	EFT4830433A	92
EFPG42832	105	EFT2424433A	92	EFT3624868A	95	EFT4830656A	93
EFPG42843	105	EFT2424656A	93	EFT3624979A	96	EFT4830767A	94
EFPG367211	105	EFT2424767A	94	EFT3630433A	92	EFT4830868A	95
EFPG367322	105	EFT2424868A	95	EFT3630656A	93	EFT4830979A	96
EFPG367433	105	EFT2424979A	96	EFT3630767A	94	EML3652X	90
EFPG368211	105	EFT2430433A	92	EFT3630868A	95	EML3653X	90
EFPG368322	105	EFT2430656A	93	EFT3630979A	96	EML3654X	90
EFPG368433	105	EFT2430767A	94	EFT4209656A	93	EML3672G	90
EFPG427211	105	EFT2430868A	95	EFT4209767A	94	EML3672L	89
EFPG427322	105	EFT2430979A	96	EFT4209868A	95	EML3673G	90
EFPG427433	105	EFT3009656A	93	EFT4209979A	96	EML3673L	89
EFPG428211	105	EFT3009767A	94	EFT4212433A	92	EML3674G	90
EFPG428322	105	EFT3009868A	95	EFT4212656A	93	EML3674L	89
EFPG428433	105	EFT3009979A	96	EFT4212767A	94	EML4852X	90
EFPL36721	104	EFT3012433A	92	EFT4212868A	95	EML4853X	90
EFPL36732	104	EFT3012656A	93	EFT4212979A	96	EML4854X	90
EFPL36743	104	EFT3012767A	94	EFT4215433A	92	EML4872G	90
EFPL36821	104	EFT3012868A	95	EFT4215656A	93	EML4872L	89
EFPL36832	104	EFT3012979A	96	EFT4215767A	94	EML4873G	90
EFPL36843	104	EFT3015433A	92	EFT4215868A	95	EML4873L	89
EFPL42721	104	EFT3015656A	93	EFT4215979A	96	EML4874G	90
EFPL42732	104	EFT3015767A	94	EFT4218433A	92	EML4874L	89
EFPL42743	104	EFT3015868A	95	EFT4218656A	93	EML7272G	90
EFPL42821	104	EFT3015979A	96	EFT4218767A	94	EML7272L	89
EFPL42832	104	EFT3018433A	92	EFT4218868A	95	EML7273G	90
EFPL42843	104	EFT3018656A	93	EFT4218979A	96	EML7273L	89
EFPL367211	104	EFT3018767A	94	EFT4224433A	92	EML7274G	90
EFPL367322	104	EFT3018868A	95	EFT4224656A	93	EML7274L	89
EFPL367433	104	EFT3018979A	96	EFT4224767A	94	EML9672L	89
EFPL368211	104	EFT3024433A	92	EFT4224868A	95	EML9673L	89
EFPL368322	104	EFT3024656A	93	EFT4224979A	96	EML9674L	89
EFPL368433	104	EFT3024767A	94	EFT4230433A	92	EX30SS	107
EFPL427211	104	EFT3024868A	95	EFT4230656A	93	EX36SS	107
EFPL427322	104	EFT3024979A	96	EFT4230767A	94	EX42SS	107
EFPL427433	104	EFT3030433A	92	EFT4230868A	95	EX48SS	107
EFPL428211	104	EFT3030656A	93	EFT4230979A	96	EX3018S	107
EFPL428322	104	EFT3030767A	94	EFT4809656A	93	EX3036S	107
EFPL428433	104	EFT3030868A	95	EFT4809767A	94	EX3618S	107
EFSR367676A	102	EFT3030979A	96	EFT4809868A	95	EX3636S	107
EFSR367676S	102	EFT3609656A	93	EFT4809979A	96	EX4218S	107
EFSR3676410A	102	EFT3609767A	94	EFT4812433A	92	EX4236S	107
EFSR3676410S	102	EFT3609868A	95	EFT4812656A	93	EX4818S	107
EFT2409656A	93	EFT3609979A	96	EFT4812767A	94	EX4836S	107
EFT2409767A	94	EFT3612433A	92	EFT4812868A	95	EXL2418865S	106

SAFE Collection Addendum K-12 Education Art & Engineering Technology Furniture Facilities Storage & Filing High Density Storage Ergonomics Personal Organization Meeting Essentials Tables & Desks Office Suites

Model No.	Page	Model No.	Page	Model No.	Page	Model No.	Page
EXL2436865S	106	FH36322	112	LATH365211	119	MNFF	21
EXL3018865S	106	FH36433	112	LATH365322	119	MNH63	20
EXL3036865S	106	FH48433	112	LATH365433	119	MNH72	20, 24
EXL3618865S	106	FPALOCK	102	LATH425211	119	MNPB	22
EXL3636865S	106	FPALOCKA	102	LATH425322	119	MNPO	20, 24
EXL4218865S	106	FPALOCKB	102	LATH425433	119	MNRBBF	22
EXL4236865S	106	FPALOCKC	102	LC24	49	MNRFF	22
EXL4818865S	106	FPALOCKD	102	LF1848	49	MNRS	22
EXL4836865S	106	GMT1	44	LF1848T	49	MNRSBF	22
EXT2418865A	106	GMT2	44	LF1860	49	MNRSLBF	22
EXT2436865A	106	HADJ18303GR	55, 193	LF1860T	49	MNRT	20
EXT3018865A	106	HADJ18304GR	55, 193	LF1872	49	MNRTPL	19, 24
EXT3036865A	106	HADJ29443GR	55, 193	LF1872T	49	MNRTPR	19
EXT3618865A	106	HADJ29444GR	55, 193	LF2448	49	MNT51H	23
EXT3636865A	106	HLT302	39, 119	LF2448T	49	MOS36	111
EXT4218865A	106	HLT303	39, 119	LF2448TSFLK4	49	MOS42	111
EXT4236865A	106	HLT304	39, 119	LF2460	49	MOS48	111
EXT4818865A	106	HLT305	39, 119	LF2460T	49-50	MR42R	27
EXT4836865A	106	HLT362	39, 119	LF2472	49	MRB53	26, 28
EZDP	12, 85	HLT363	39, 119	LF2472T	49	MRB55	26, 28
EZSCK	44	HLT364	39, 119	LP24	49	MRCBF7220	25, 28
F09DV6	100	HLT365	39, 119	LT24	49	MRCFT	27
F09DV24	100	HLT422	39, 119	LT24T	50	MRCH8	27
F12DV6	100, 115	HLT423	39, 119	MC363030DH	167	MRC58	27
F12DV24	100	HLT424	39, 119	MC363030H	167	MRD362	110
F15DV6	100, 115	HLT425	39, 119	MC483030DH	167	MRD422	110
F15DV24	100	HLTDV10	39, 119	MC483030H	167	MRD482	110
F15SRA	100	HLTFBR4	39, 119	MC603030DH	167	MRDBF7236	25, 28
F18SRA	100, 107	HMKEY	39, 119	MC603030H	167	MRET	27
F24SRA	100	HRND6030	55, 193	MC723030DH	167	MRF362	110
F30SRA	100	JN36RD	47	MC723030H	167	MRF422	110
F36SRA	100, 107	JN36SQ	47	MCM	110	MRF482	110
F740	37, 44, 62	JN42RD	47	MCM361	110	MRGDC	26
F740POWB	48, 61	JN42SQ	47	MCM421	110	MRH12	27
F740POWW	48, 61	JN4818	46	MCM481	110	MRH16	27
F740USB	48, 61	JN4824	46	MDV	110	MRHG72	26, 28
F740USCB	48	JN4830	46	MFD4	109	MRHTGD72	26
F740USCW	48	JN5418	46	MFD36	109	MRHTWD72	26
F740USBW	48, 61	JN5424	46	MFD42	109	MRHW72	26
F890	62	JN5430	46	MFD48	109	MRLF36	26, 28
FF521	117	JN6018	46	ML222460	59	MRLSBF7236	25
FF532	117	JN6024	46	ML223060	59	MRLWCGD	26
FF543	117	JN6030	46	ML322460	59	MRLWCWD	26
FF621	117	JN6618	46	ML323060	59	MRP362	110
FF632	117	JN6624	46	MNBBF	21, 24	MRP422	110
FF721	117	JN6630	46	MNBDG	20	MRP482	110
FF732	117	JN7218	46	MNBDGH3	20	MRPM	25
FF743	117	JN7224	46	MNBDGL	19, 24	MRPM3BLK	27
FF5322	117	JN7230	46	MNBDGR	19	MRRD78	27
FF6322	117	JN7236	47	MNC8	22	MRS12	27
FF7211	117	JN8442	47	MNC10	22	MRS16	27
FF7322	117	JN9642	47	MNC12	22	MRS36	109
FFD	117	JNWMC	48	MNC14	22	MRS42	109
FFD5	117	KB3312D	118	MNCN272	19, 24	MRS48	109
FFD6	117	KB3312E	118	MNCR48	22	MRSCT36	26
FFD7	117	LATH36521	119	MND72	19, 24	MRWDC	26
FFDMK	117	LATH36532	119	MNDS63	20	MS3601	109
FH3621	112	LATH36543	119	MNDS72	20	MS3602	109
FH3632	112	LATH42521	119	MNDSHA72	23	MS3603	109
FH3643	112	LATH42532	119	MNEXTL	19	MS4201	109
FH4232	112	LATH42543	119	MNEXTR	19, 24	MS4202	109

Office Suites
Tables & Desks
Meeting Essentials
Personas Organization
Ergonomics
High Density Storage
Storage & Filing
Facilities
Technology Furniture
Art & Engineering
K-12 Education
SAFE Collection Addendum

Model No.	Page	Model No.	Page	Model No.	Page	Model No.	Page
MS4203	109	REC6024	55, 193	SN7248	158, 161	SYT24	51
MS4801	109	REC6030	55, 193	SPK60	56	SYT24T	52
MS4802	109	REC6036	55, 193	SPK72	56	SYT30	51
MS4803	109	REC7230	55, 193	SPK6020	56	TADEXT	48
MSC	21	REC7236	55, 193	SPK6024	56	TADUSBUSBCB	48
MTD72	20	RESCAB36WH	68	SPK7220	56	TADUSBUSBCW	48
MVB5	21	RESDES3060WH	68	SPK7224	56	TAEUSBUSBCB	48
MVBQ2	21	RESDRKTWH	68	SPM	17	TAEUSBUSBCW	48
MVLC	21, 24	RESGDRKTWH	68	SR2446R	170	TAGC	48
MVLF	21, 24	RESH72WH	68	SR4833	170	TAPDCI	48
P3018	49, 51	RESHDRKTWH	68	SR4833R	170	TAPUSBUSBCB	48
P3024	49, 51	RESHGDRKTWH	68	SR4846R	170	TAPUSBUSBCW	48
P3024T	50, 52	RESPEDWH	68	SR6033	170	TB30	170
P3030	51	RESUPDCL	68	SR6033R	170	TB48	170
P6018	49, 51	RESUPINP	68	SR6046R	170	TB60	170
P6024	49, 51	RESUPUDCWH	68	SRT4280A	171	TCNRLAM	167
P6030	51	RESUPUWH	68	SRT4280B	171	TP48LAM	167
P9018	49, 51	RESWRDWH	68	SRT4280C	171	TP60LAM	167
P9024	49, 51	SA3680G1	162	SS12LC	111	TP72LAM	167
P9030	51	SA3680L1	162	SS24GM0	164	TSA3630DH	166
PM20	44, 62	SC6	60	SS24GM01	113	TSA3630H	166
PM33	22, 27, 44, 62	SC8	60	SS24LM0	164	TSA4830DH	166
PMR22	44	SC10	60	SS24LM01	113	TSA4830H	166
Q618	39	SC12	60	SS24N0	164	TSA6030DH	166
RBA4824FL	53	SC2424	150	SS33GM0	164	TSA6030H	166
RBA6024	54	SC2433	150, 153	SS33GM01	113	TSA7230DH	166
RBA6024FL	53	SC2441	150, 153	SS33LM0	164	TSA7230H	166
RBA6024PCA	54	SC2448	150, 153	SS33LM01	113	TSK3630	168
RBA6024PG	54	SC3624	151	SS33N0	164	TSK4830	168
RBA6024TCA	54	SC3633	151, 154	SS41GM0	164	TSK6030	168
RBA6024TG	54	SC3641	151, 154	SS41GM01	113	TSK7230	168
RBA6030FL	53	SC3648	151, 154	SS41LM0	164	TW30LAM	167
RBA7224	54	SC4824	151	SS41LM01	113	TW36LAM	167
RBA7224FL	53	SC4833	151, 154	SS41N0	164	TW48LAM	167
RBA7224PCA	54	SC4841	151, 154	SS48GM0	164	TW72LAM	167
RBA7224PG	54	SC4848	151, 155	SS48GM01	113	URS6	116
RBA7224TCA	54	SC6024	152	SS48LM0	164	URS7	116
RBA7224TG	54	SC6033	152, 155	SS48LM01	113	URS8	116
RBA7230FL	53	SC6041	152, 155	SS48N0	164	WAV6030	55, 193
RBAFL4824	53	SC6048	152, 155	SS65GS101	113	X18DV5	107
RBAFL6024	53	SC7224	152	SS65LS101	113	X18SR	107
RBAFL6030	53	SC7233	152, 156	SS80GS101	113	X36SR	107
RBAFL7224	53	SC7241	152, 156	SS80LS101	113	X1886L	106
RBAFL7230	53	SC7248	152, 156	SY1848	51	YNG6030	55, 193
RBAFXPCA	54	SCR48	60	SY1854	51		
RBAFXPGL	54	SCWB	60	SY1860	51		
RBAFXTCA	54	SF3665B	162	SY1866	51		
RBAFXTGL	54	SF3665D	162	SY1872	51		
RBAREC4824	53	SF3680B	162	SY2448	51		
RBAREC6024	53	SF3680D	162	SY2454	51		
RBAREC6030	53	SLF48	170	SY2460	51		
RBAREC7224	53	SLF60	170	SY2460T	52		
RBAREC7230	53	SN4833	157, 159	SY2466	51		
REALCC	15, 22, 187	SN4841	157, 159	SY2472	51		
REALCMK	15, 22, 187	SN4848	157, 159	SY3048	51		
REALCRK	15, 22, 187	SN6033	158, 160	SY3054	51		
REALS099	44	SN6041	158, 160	SY3060	51		
REALS100	44	SN6048	158, 160	SY3066	51		
REALS191	44	SN7233	158, 160	SY3072	51		
REALS285	44	SN7233C	157	SYC24	51		
REC4824	55, 193	SN7241	158, 160	SY24	51		

Office Suites
Tables & Desks
Meeting Essentials
Personal Organization
Ergonomics
High Density Storage
Storage & Filing
Facilities
Technology Furniture
Art & Engineering
K-12 Education
SAFE Collection Addendum