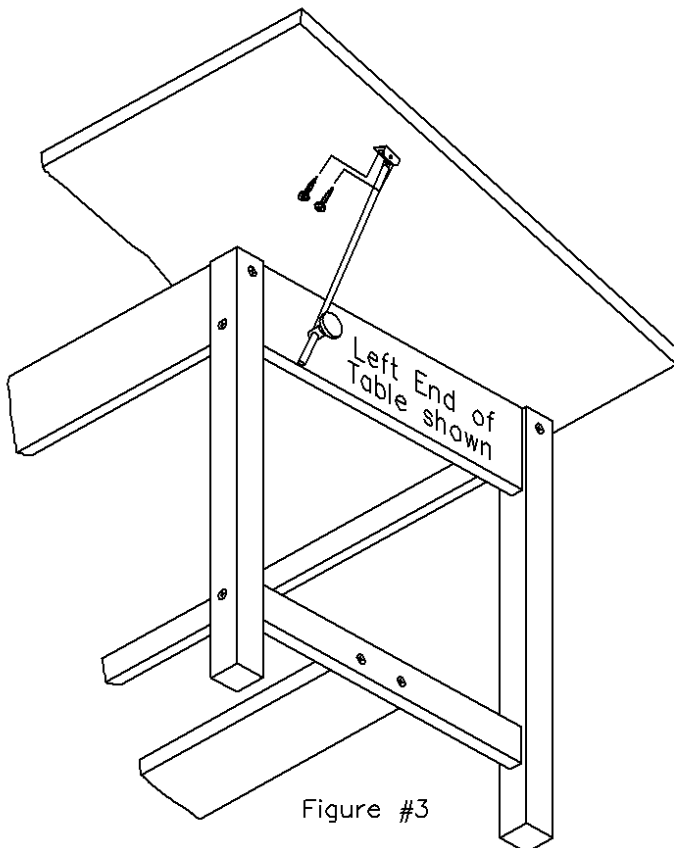
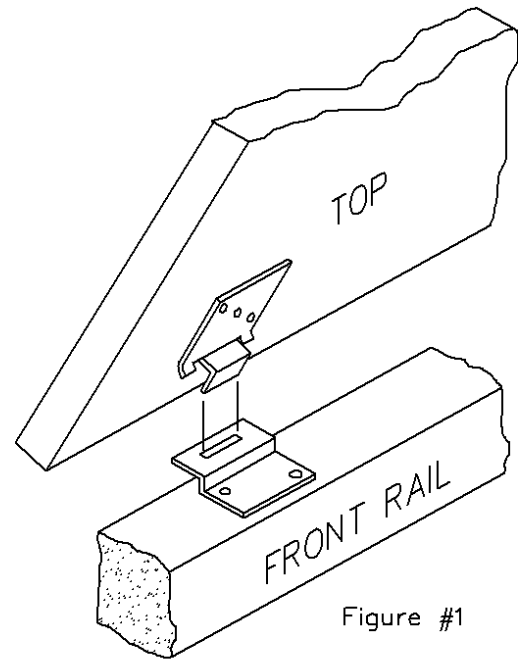
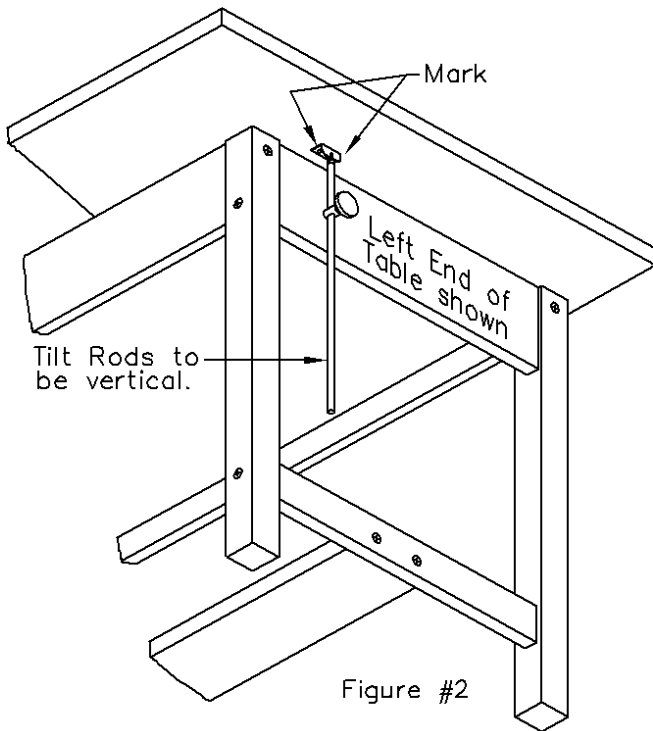


# ASSEMBLY INSTRUCTIONS for MOUNTING TOPS TO 4-POST TABLES



1. Insert Hinges as shown in Figure #1.
2. With the Top in a horizontal position, mark around the Tilt Brackets as shown in Figure #2.
3. Raise the top, position the bracket where marked and insert Screws as shown in Figure #3.

NOTE:  
ON HIGH-PRESSURE LAMINATE TOPS,  
RECOMMENDED PRE-DRILLING BEFORE  
INSERTING SCREWS IS 1/8 DIA X 3/4 DEEP.



American Filing Solutions  
P.O. Box 891719, Temecula CA 92589  
Tel: 1-951-694-4150 | 1-888-891-1970  
Fax: 1-951-506-7717 | 1-888-891-9970  
Email: [sales@FilingToday.com](mailto:sales@FilingToday.com)  
[www.FilingToday.com](http://www.FilingToday.com)