

## FIREKING® 2-HOUR FIRE WITH IMPACT AND BURGLARY-RATED RECORD SAFES

**KR2115-2**  
*Shown in Graphite with  
optional electronic lock*



**KR5021-2**  
*Shown in Taupe with  
optional electronic lock*



*Equipped with 2 standard adjustable  
shelves and extra hardplate for  
enhanced drill resistance. All have  
a UL® fire and impact label, a UL®  
RSC burglary label and a high-security  
Medeco® key lock.*



*Three shelves are standard.*

**SEE HIGHLIGHTED MODELS BELOW.**

### UL® 2-HOUR FIRE WITH IMPACT AND BURGLARY SAFES

If you have reason to be extraordinarily serious about security, FireKing 2-Hour Fire and Burglary Safes are perfect for you. They are designed to offer superior fire and burglary protection. All 6 sizes carry a UL Class 350 2-hour fire rating, and all have passed UL's impact test.\* All meet stringent security testing and carry a UL RSC burglary label and a UL-listed relocker. Available in 6 sizes and carries a one year warranty with free replacement after fire guarantee. Two colors to choose from; Graphite or Taupe.

Underwriters Laboratories and UL are registered trademarks of Underwriters Laboratories and are used with permission.

\*The UL impact test calls for the safe to be heated to 1550°F for 30 minutes (1638°F for 45 minutes for a 2-hour fire-rated safe) then dropped onto concrete rubble from a height of 30 feet. Then it is inverted and reheated for another 30 minutes (45 minutes for a 2-hour fire-rated safe). The safe must maintain its integrity throughout the test and protect all contents. Why is impact testing important? In many fires, roofs will cave in or the floor will collapse, destroying everything under them. In such an event, you'll want to know your safe is impact-rated.

**SPECIFICATIONS**

**FIREKING® FIRE AND WATER RESISTANT BUSINESS CLASS SAFES**



**FIREKING® FIRE AND WATER RESISTANT SAFES**



**2 hour**

**1 hour**

**1/2 hour**

**FIREKING® 1-HOUR FIRE- AND BURGLARY-RATED SAFES**



**FIREKING® 2-HOUR FIRE WITH IMPACT AND BURGLARY-RATED RECORD SAFES**



**SURESEAL BY FIREKING™ CHESTS**

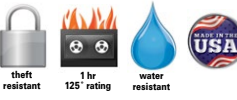


**1/2 hour**

**1 hour**

**1/2 hour**


**FIREKING® 1-HOUR FIRE-RATED DATA SAFES**




**FIREKING® 2-HOUR FIRE WITH IMPACT-RATED DATA SAFES**



**FIREKING® 3-HOUR FIRE WITH IMPACT-RATED DATA SAFES**



**FIREKING® MIXED MEDIA SAFE**



**FIREKING® MEDIAVAULT™**



Model	Interior Size			Exterior Size			Weight	Capacity
	H	W	D	H	W	D		
KY0913-1GR	8.7"	13"	13"	14"	18.5"	19"	84 lbs.	0.85 cu. ft.
KY1313-1GR	12.6"	13"	13"	18"	18.5"	19"	105 lbs.	1.23 cu. ft.
KY1915-1GR	18.5"	15.4"	13"	24"	20.87"	19"	143 lbs.	2.14 cu. ft.
KF1612-2WHE	16 <sup>3</sup> / <sub>8</sub> "	12 <sup>2</sup> / <sub>8</sub> "	12 <sup>1</sup> / <sub>8</sub> "	21 <sup>3</sup> / <sub>4</sub> "	18 <sup>1</sup> / <sub>8</sub> "	18 <sup>1</sup> / <sub>3</sub> "	198 lbs.	1.48 cu. ft.
KF1814-2WHE	18 <sup>1</sup> / <sub>2</sub> "	14 <sup>1</sup> / <sub>8</sub> "	12 <sup>1</sup> / <sub>8</sub> "	24"	19 <sup>2</sup> / <sub>3</sub> "	18 <sup>1</sup> / <sub>2</sub> "	231 lbs.	1.85 cu. ft.
KF2115-2WHE	21 <sup>1</sup> / <sub>4</sub> "	15 <sup>1</sup> / <sub>8</sub> "	13 <sup>1</sup> / <sub>2</sub> "	26 <sup>3</sup> / <sub>4</sub> "	20 <sup>5</sup> / <sub>8</sub> "	19 <sup>1</sup> / <sub>8</sub> "	308 lbs.	2.56 cu. ft.
KF2617-2WHE	26 <sup>1</sup> / <sub>4</sub> "	17 <sup>1</sup> / <sub>2</sub> "	13 <sup>1</sup> / <sub>2</sub> "	32"	23 <sup>3</sup> / <sub>8</sub> "	20"	396 lbs.	3.6 cu. ft.
KF0812-1WHE	8"	12 <sup>1</sup> / <sub>3</sub> "	9 <sup>1</sup> / <sub>4</sub> "	11 <sup>3</sup> / <sub>4</sub> "	16 <sup>1</sup> / <sub>2</sub> "	14"	81 lbs.	0.53 cu. ft.
KF0915-1WHE	9 <sup>1</sup> / <sub>4</sub> "	15"	12"	13 <sup>3</sup> / <sub>4</sub> "	19 <sup>2</sup> / <sub>3</sub> "	16 <sup>3</sup> / <sub>4</sub> "	125 lbs.	0.97 cu. ft.
KF1509-1WHE	15"	9 <sup>1</sup> / <sub>4</sub> "	12"	19 <sup>2</sup> / <sub>3</sub> "	13 <sup>3</sup> / <sub>4</sub> "	16 <sup>3</sup> / <sub>4</sub> "	125 lbs.	0.97 cu. ft.
KF2418-HBLE	24 <sup>1</sup> / <sub>4</sub> "	18 <sup>1</sup> / <sub>2</sub> "	15 <sup>1</sup> / <sub>2</sub> "	27 <sup>4</sup> / <sub>8</sub> "	21 <sup>3</sup> / <sub>8</sub> "	19"	187 lbs.	4.02 cu. ft.
<i>Depth does not include lock or handle.</i>								
FB1612-1	16"	12"	12 <sup>1</sup> / <sub>4</sub> "	21 <sup>5</sup> / <sub>16</sub> "	17 <sup>13</sup> / <sub>16</sub> "	21 <sup>5</sup> / <sub>16</sub> "	320 lbs.	1.3 cu. ft.
FB2218C1	22"	18 <sup>5</sup> / <sub>8</sub> "	12 <sup>1</sup> / <sub>4</sub> "	27 <sup>5</sup> / <sub>16</sub> "	24 <sup>7</sup> / <sub>16</sub> "	21 <sup>5</sup> / <sub>16</sub> "	388 lbs.	2.9 cu. ft.
FB2218-1	22"	18 <sup>5</sup> / <sub>8</sub> "	16"	27 <sup>5</sup> / <sub>16</sub> "	24 <sup>7</sup> / <sub>16</sub> "	25 <sup>3</sup> / <sub>4</sub> "	495 lbs.	3.8 cu. ft.
FB3020-1	30"	20"	21"	35 <sup>5</sup> / <sub>16</sub> "	25 <sup>5</sup> / <sub>16</sub> "	30 <sup>3</sup> / <sub>4</sub> "	915 lbs.	7.3 cu. ft.
FB3624-1	36"	24"	21"	41"	29 <sup>13</sup> / <sub>16</sub> "	30 <sup>3</sup> / <sub>4</sub> "	1,040 lbs.	10.5 cu. ft.
FB4524-1	45"	24"	21"	50 <sup>5</sup> / <sub>16</sub> "	29 <sup>3</sup> / <sub>16</sub> "	30 <sup>3</sup> / <sub>4</sub> "	1,140 lbs.	13.1 cu. ft.
FB5428-1	54 <sup>3</sup> / <sub>4</sub> "	28 <sup>5</sup> / <sub>16</sub> "	19 <sup>7</sup> / <sub>8</sub> "	60 <sup>5</sup> / <sub>16</sub> "	34 <sup>1</sup> / <sub>16</sub> "	29 <sup>1</sup> / <sub>8</sub> "	1,240 lbs.	17.8 cu. ft.
KR2115-2	20"	18 <sup>1</sup> / <sub>2</sub> "	15"	30 <sup>3</sup> / <sub>8</sub> "	25 <sup>1</sup> / <sub>2</sub> "	22 <sup>1</sup> / <sub>2</sub> "	420 lbs.	3.2 cu. ft.
KR2021-2	20"	18 <sup>1</sup> / <sub>2</sub> "	21"	30 <sup>3</sup> / <sub>8</sub> "	25 <sup>1</sup> / <sub>2</sub> "	28 <sup>1</sup> / <sub>8</sub> "	560 lbs.	4.5 cu. ft.
KR3115-2	30 <sup>1</sup> / <sub>16</sub> "	18 <sup>1</sup> / <sub>2</sub> "	15"	41 <sup>1</sup> / <sub>8</sub> "	25 <sup>1</sup> / <sub>2</sub> "	22 <sup>1</sup> / <sub>2</sub> "	525 lbs.	4.9 cu. ft.
KR3121-2	30 <sup>1</sup> / <sub>16</sub> "	18 <sup>1</sup> / <sub>2</sub> "	21"	41 <sup>1</sup> / <sub>8</sub> "	25 <sup>1</sup> / <sub>2</sub> "	28 <sup>1</sup> / <sub>8</sub> "	635 lbs.	6.9 cu. ft.
KR3921-2	39 <sup>1</sup> / <sub>2</sub> "	18 <sup>1</sup> / <sub>2</sub> "	21"	49 <sup>1</sup> / <sub>8</sub> "	25 <sup>1</sup> / <sub>2</sub> "	28 <sup>1</sup> / <sub>8</sub> "	760 lbs.	8.9 cu. ft.
KR5021-2	50"	18 <sup>1</sup> / <sub>2</sub> "	21"	60 <sup>1</sup> / <sub>2</sub> "	25 <sup>1</sup> / <sub>2</sub> "	28 <sup>1</sup> / <sub>8</sub> "	875 lbs.	11.2 cu. ft.
SS102	4.5"	9.6"	6.0"	7.3"	12.2"	9.8"	20 lbs.	0.15 cu. ft.
SS103	3.9"	13.1"	8.5"	6.5"	15.9"	12.4"	29 lbs.	0.27 cu. ft.
SS104	3.8"	14.8"	12.0"	7.3"	19.9"	17.0"	56 lbs.	0.38 cu. ft.
SS106	10.1"	12.2"	8.4"	13.0"	16.0"	12.5"	51 lbs.	0.6 cu. ft.
DS1513-1	14 <sup>3</sup> / <sub>8</sub> "	12 <sup>7</sup> / <sub>16</sub> "	12 <sup>7</sup> / <sub>16</sub> "	25 <sup>1</sup> / <sub>2</sub> "	21 <sup>1</sup> / <sub>2</sub> "	22 <sup>2</sup> / <sub>8</sub> "	297 lbs.	1.3 cu. ft.
DS1817-1	17 <sup>1</sup> / <sub>8</sub> "	16 <sup>3</sup> / <sub>8</sub> "	17"	28 <sup>3</sup> / <sub>8</sub> "	25 <sup>1</sup> / <sub>2</sub> "	26 <sup>3</sup> / <sub>8</sub> "	429 lbs.	2.8 cu. ft.
<i>See your dealer for the complete selection of interior designs.</i>								
DS6420-2	63 <sup>1</sup> / <sub>8</sub> "	19 <sup>5</sup> / <sub>16</sub> "	15 <sup>13</sup> / <sub>16</sub> "	76 <sup>13</sup> / <sub>16</sub> "	29 <sup>7</sup> / <sub>16</sub> "	30"	1,380 lbs.	11.2 cu. ft.
DS6431-2	63 <sup>1</sup> / <sub>8</sub> "	30 <sup>3</sup> / <sub>4</sub> "	18 <sup>9</sup> / <sub>16</sub> "	76 <sup>13</sup> / <sub>16</sub> "	40 <sup>7</sup> / <sub>8</sub> "	32 <sup>3</sup> / <sub>16</sub> "	1,870 lbs.	20.9 cu. ft.
<i>See your dealer for the complete selection of interior designs.</i>								
DM1413-3	13 <sup>5</sup> / <sub>8</sub> "	11 <sup>1</sup> / <sub>2</sub> "	16 <sup>11</sup> / <sub>16</sub> "	29 <sup>5</sup> / <sub>8</sub> "	25 <sup>1</sup> / <sub>4</sub> "	31"*	650 lbs.	1.5 cu. ft.
DM2513-3	24 <sup>5</sup> / <sub>16</sub> "	11 <sup>1</sup> / <sub>2</sub> "	16 <sup>11</sup> / <sub>16</sub> "	40 <sup>1</sup> / <sub>4</sub> "	25 <sup>1</sup> / <sub>4</sub> "	31"*	740 lbs.	2.7 cu. ft.
DM2520-3	24 <sup>5</sup> / <sub>16</sub> "	18 <sup>5</sup> / <sub>8</sub> "	16 <sup>11</sup> / <sub>16</sub> "	40 <sup>1</sup> / <sub>4</sub> "	32 <sup>1</sup> / <sub>16</sub> "	31"*	1,050 lbs.	4.5 cu. ft.
DM3420-3	33 <sup>3</sup> / <sub>8</sub> "	18 <sup>5</sup> / <sub>8</sub> "	16 <sup>11</sup> / <sub>16</sub> "	49 <sup>1</sup> / <sub>16</sub> "	32 <sup>1</sup> / <sub>16</sub> "	31"*	1,240 lbs.	6.0 cu. ft.
DM4420-3	43 <sup>3</sup> / <sub>8</sub> "	18 <sup>5</sup> / <sub>8</sub> "	16 <sup>11</sup> / <sub>16</sub> "	59 <sup>3</sup> / <sub>4</sub> "	32 <sup>1</sup> / <sub>16</sub> "	31"*	1,420 lbs.	7.9 cu. ft.
<i>See your dealer for the complete selection of interior designs.</i>								
<i>*Exterior depth does not include handle depth of 1<sup>3</sup>/<sub>4</sub>".</i>								
DP2150-M				59 <sup>3</sup> / <sub>4</sub> "	32 <sup>1</sup> / <sub>16</sub> "	31" *	1,290 lbs.	
Paper compartment	19 <sup>1</sup> / <sub>2</sub> "	26 <sup>3</sup> / <sub>4</sub> "	20 <sup>29</sup> / <sub>32</sub> "					6.1 cu. ft.
Media compartment	24 <sup>5</sup> / <sub>16</sub> "	18 <sup>5</sup> / <sub>8</sub> "	16 <sup>11</sup> / <sub>16</sub> "					4.4 cu. ft.
<i>*Exterior depth does not include handle depth of 1<sup>3</sup>/<sub>4</sub>".</i>								
MV1000	5 <sup>5</sup> / <sub>8</sub> "	6 <sup>1</sup> / <sub>4</sub> "	8 <sup>7</sup> / <sub>8</sub> "	10 <sup>1</sup> / <sub>2</sub> "	11 <sup>5</sup> / <sub>8</sub> "	17 <sup>1</sup> / <sub>2</sub> "	70 lbs.	0.2 cu. ft.