



**48 HOUR**  
QUICKSHIP  
CATALOG





SAFCO® IS EXCITED TO PROVIDE YOU WITH A VARIETY OF WORKSPACE SOLUTIONS THAT WILL HELP MAKE YOUR WORKDAY EASIER, MORE COMFORTABLE AND HOPEFULLY A LITTLE MORE FUN.

We're ready with an entire book of Quick Ship options and a robust service offering that will make us easier to do business with than ever before. So, read on and let us tell, and then show you how we can help with all your workspace needs.

### 48 HOUR QUICK SHIP

Inquiring minds want to know: What exactly is 48 Hour Quick Ship? 48 Hour Quick Ship means that anything in this book will ship from one of our DC's within 48 hours of a complete Purchase Order being sent. Now you may be wondering what a complete Purchase Order means; It simply means it has all the information we need to submit an order such as color and feature choices, quantity, shipping information, etc. are present and accounted for.



# O F F I C E S U I T E S

# WITH PRODUCTS BUILT TO WEATHER THE BRAINSTORM, SAFCO® HAS IT ALL.

You've just entered the one-stop-shop for workplace cohesion. With attention to detail and pieces that are built to last, aesthetically streamlining any workspace has never been easier. Seamlessly coordinate all of the focal points of any office with workspaces that bring more to the table. With a wide array of styles to choose from, pick any Office Suite that fits your workplace aesthetic – whether seeking to fill a private office with classic wooden furniture, or a collaborative workspace with technology-infused workspaces to fuel the brainstorm-chaser in all of us.

## OFFICE SUITES

ABERDEEN®	8-11
CORSICA®	12-13
MEDINA™	14-19
MIRA	20-25
MIRELLA™	26-31
NAPOLI®	32-37
SORRENTO	38-43
STERLING	44-49

# ABERDEEN® DESKING

- desks balance the look of wood with the performance and affordability of laminate
- designed for a private office environment or an open-concept office space
- height-adjustable desk options allow for a more active workday
- surfaces are abrasion and stain resistant for durability
- features textured glass and brushed nickel accents to enhance style
- includes built-in grommets to connect to power with ease
- choose from a variety of desk options to suit any space as well as matching bookcase, hutch, bridge, return, peninsula and extended corner pieces to furnish any environment
- all returns and bridges are universal left or right-hand for easy configuration
- all pieces feature durable 1 $\frac{5}{8}$ " thick surfaces, vertical grain modesty panels and a distinctive fluted edge
- multiple stand-alone storage options available to match the collection such as file drawers that accommodate letter or legal-size filing
- all desks and credenzas offered with choice of suspended pencil/box/file (P/B/F), stationary pencil/box/box/file (P/B/B/F) or stationary file/file (F/F) that are non-handed to meet a variety of storage needs
- pencil drawers in desk pedestals double as laptop drawers with full extension slides and cable management
- lock and key for pedestals to keep valuables and confidential items safe
- choose from color options cherry, mocha, maple or gray steel for workspace customization
- all pieces coordinate seamlessly with Aberdeen Conference (pg. 10) and Reception Furniture (p. 11) for a cohesive look

PROP 65



B

## SPECS

MODEL NUMBER	DESCRIPTION	OVERALL W x D x H
<b>A</b> ABD7242 ♦	BOW FRONT DESK	72 x 42 x 29 $\frac{1}{2}$ "
ABD6642 ♦	BOW FRONT DESK	66 x 42 x 29 $\frac{1}{2}$ "
ARD7236 ♦	RECTANGULAR CONFERENCE DESK	72 x 36 x 29 $\frac{1}{2}$ "
ARD7230 ♦	STRAIGHT FRONT DESK	72 x 30 x 29 $\frac{1}{2}$ "
ARD6630 ♦	STRAIGHT FRONT DESK	66 x 30 x 29 $\frac{1}{2}$ "
ARD6030 ♦	STRAIGHT FRONT DESK	60 x 30 x 29 $\frac{1}{2}$ "
<b>B</b> ABDH7242 ♦	72" HEIGHT-ADJUSTABLE BOW FRONT DESK	72 x 42 x 29 $\frac{1}{2}$ x 49 $\frac{1}{4}$ "
ABDH6642 ♦	66" HEIGHT-ADJUSTABLE BOW FRONT DESK	66 x 42 x 29 $\frac{1}{2}$ x 49 $\frac{1}{4}$ "
ARDH7236 ♦	72" HEIGHT-ADJUSTABLE CONFERENCE FRONT DESK W/BASE	72 x 36 x 29 $\frac{1}{2}$ x 49 $\frac{1}{4}$ "
ARDH7230 ♦	72" HEIGHT-ADJUSTABLE STRAIGHT FRONT DESK W/BASE	72 x 30 x 29 $\frac{1}{2}$ x 49 $\frac{1}{4}$ "
ARDH6630 ♦	66" HEIGHT-ADJUSTABLE STRAIGHT FRONT DESK W/BASE	66 x 30 x 29 $\frac{1}{2}$ x 49 $\frac{1}{4}$ "
ARDH6030 ♦	60" HEIGHT-ADJUSTABLE STRAIGHT FRONT DESK W/BASE	60 x 30 x 29 $\frac{1}{2}$ x 49 $\frac{1}{4}$ "
AT56 ♦	72 x 42" HEIGHT-ADJUSTABLE BOW FRONT DESK W/RETURN	72 x 90 x 29 $\frac{1}{2}$ x 49 $\frac{1}{4}$ "
AT57 ♦	66 x 42" HEIGHT-ADJUSTABLE BOW FRONT DESK W/RETURN	66 x 90 x 29 $\frac{1}{2}$ x 49 $\frac{1}{4}$ "
AT58 ♦	72 x 36" HEIGHT-ADJUSTABLE STRAIGHT FRONT DESK W/RETURN	72 x 84 x 29 $\frac{1}{2}$ x 49 $\frac{1}{4}$ "
AT59 ♦	72 x 30" HEIGHT-ADJUSTABLE STRAIGHT FRONT DESK W/RETURN	72 x 84 x 29 $\frac{1}{2}$ x 49 $\frac{1}{4}$ "
AT60 ♦	66 x 30" HEIGHT-ADJUSTABLE STRAIGHT FRONT DESK W/RETURN	66 x 78 x 29 $\frac{1}{2}$ x 49 $\frac{1}{4}$ "
AT61 ♦	60 x 30" HEIGHT-ADJUSTABLE STRAIGHT FRONT DESK W/RETURN	60 x 78 x 29 $\frac{1}{2}$ x 49 $\frac{1}{4}$ "
<b>C</b> ACD7224 ♦	CREDENZA	72 x 24 x 29 $\frac{1}{2}$ "
ACD6624 ♦	CREDENZA	60 x 24 x 29 $\frac{1}{2}$ "
ACD6024 ♦	CREDENZA	60 x 24 x 29 $\frac{1}{2}$ "
APBBF20	CREDENZA P/B/B/F PEDESTAL	15 $\frac{1}{4}$ x 20 x 27 $\frac{1}{2}$ "
<b>D</b> AFF20 ♦	CREDENZA F/F PEDESTAL	15 $\frac{1}{4}$ x 20 x 27 $\frac{1}{2}$ "
ACLF36 ♦	CREDENZA LATERAL FILE	36 x 20 x 27 $\frac{1}{2}$ "
<b>E</b> ACB4824 ♦	CONTOUR BRIDGE	48 x 24 x 29 $\frac{1}{2}$ "
ACB4224 ♦	CONTOUR BRIDGE	42 x 24 x 29 $\frac{1}{2}$ "



K



## SPECS

AEC72L ♦	EXTENDED CORNER (LEFT) RETURN	72 x 48 x 24"
AEC72R ♦	EXTENDED CORNER (RIGHT) RETURN	72 x 48 x 24"
AR4824 ♦	RETURN	48 x 24 x 29½"
AR4224 ♦	RETURN	42 x 24 x 29½"
AR3624 ♦	RETURN	36 x 24 x 29½"
APT7236 ♦	FREESTANDING PENINSULA	72 x 36 x 29½"
APR6030 ♦	PENINSULA RETURN	60 x 30 x 29½"
AHW72 ♦	HUTCH WITH WOOD DOORS	72 x 15 x 39⅝"
AHW66 ♦	HUTCH WITH WOOD DOORS	66 x 15 x 39⅝"
AHW60 ♦	HUTCH WITH WOOD DOORS	60 x 15 x 39⅝"
F AHG72 ♦	HUTCH WITH GLASS DOORS	72 x 15 x 39⅝"
AWG72 ♦	WALL MOUNT HUTCH	72 x 15 x 19½"
AB2S36 ♦	2 SHELF BOOKCASE	36 x 15 x 29½"
AB3S36 ♦	3 SHELF BOOKCASE	36 x 15 x 39⅝"
AB5S36 ♦	5 SHELF BOOKCASE	36 x 15 x 68¼"
ABQ2 ♦	2 SHELF QUARTER ROUND BOOKCASE	18 x 18 x 29½"
EZDP	LED UNDER CABINET TASKLIGHT	16 x ¾ x ¾"
G AVPM ♦	VERTICAL PAPER MANAGEMENT	15 x 11¼ x 20¼"
H AHPM ♦	HORIZONTAL PAPER MANAGEMENT	15 x 11¼ x 20¼"
AFTP72 ♦	FABRIC TACK PANEL (BLACK ONLY)	69¼ x ½ x 19¼"
AFTP66 ♦	FABRIC TACK PANEL (BLACK ONLY)	63¼ x ½ x 19¼"
AFTP60 ♦	FABRIC TACK PANEL (BLACK ONLY)	57¼ x ½ x 19¼"
I AFLF36 ♦	FREESTANDING LATERAL FILE	36 x 24 x 29½"
AFLF30 ♦	FREESTANDING LATERAL FILE	30 x 24 x 29½"
APBF26 ♦	SUSPENDED DESK P/B/F PEDESTAL	15¼ x 26½ x 22½"
APBBF26 ♦	DESK P/B/B/F PEDESTAL	15¼ x 26½ x 27½"
APBF20 ♦	SUSPENDED CREDENZA P/B/F PEDESTAL	15¼ x 20 x 22½"
AFF26 ♦	DESK F/F PEDESTAL	15¼ x 26½ x 27½"
AMK20 ♦	MOBILE KIT 20" FOR APBF20	
J ALC ♦	LOW WALL CABINET	72 x 18 x 29½"
ASC ♦	STORAGE CABINET	36 x 18 x 29½"
AGDC ♦	GLASS DISPLAY CABINET	36 x 18 x 39½"
K APST ♦	PERSONAL STORAGE TOWER	24 x 24 x 68¼"
ACD ♦	CENTER DRAWER	25 x 18 x 2"
ACDS ♦	CENTER DRAWER HEIGHT-ADJUSTABLE DESK, 36"D OR LARGER	25 x 13 x 2"
ACDS30 ♦	CENTER DRAWER HEIGHT-ADJUSTABLE DESK, 30"D	25 x 12½ x 2"
ABSP ♦	SKINNY PEDESTAL	10¾ x 23 x 24½"
L ABSPT ♦	SKINNY PEDESTAL- TALL	10¾ x 23 x 38½"

## AESTHETICS

### LAMINATE FINISH OPTIONS



LMA MAPLE / LCR CHERRY / LDC MOCHA / LGS GRAY STEEL

## OPTIONAL ACCESSORIES

19503TA

COMBINATION KEYBOARD/MOUSE PLATFORM



♦ THESE PRODUCTS ARE SUBJECT TO CALIFORNIA PROPOSITION 65. PLEASE VISIT THE PRODUCT DETAIL PAGE ON OUR WEBSITE FOR SPECIFIC INFORMATION.

www.FilingToday.com | E-mail: sales@FilingToday.com | Call 1-888-891-1970

# ABERDEEN® CONFERENCE

- conference tables balance the look of wood with the performance and affordability of laminate
- encourages collaboration with a variety of sizes fit for varying amounts of people; available in Round 42" and 6, 8, 10, 12 and 18' Boat style
- all tables feature durable 1½" thick surfaces and distinctive fluted edge detail
- surfaces are abrasion and stain resistant for durability
- legs have cable chimney for concealed cable management from surface to floor with structural modesty panels that conceal cables horizontally under the surface
- tables accept optional power modules (see model SPM) for power and data access to operate computers and presentation equipment ranging from one to three modules based on length of table
- multiple conference accessories available to support any conference room requirement from matching presentation boards to lecterns
- choose from color options cherry, mocha, maple or gray steel for workspace customization, inquire for color availability based on size of table
- all pieces coordinate seamlessly with Aberdeen Casegoods (pg. 8) and Reception Furniture (pg. 11) for easy customization and cohesion



## SPECS

MODEL NUMBER	DESCRIPTION	OVERALL W x D x H
ACTB18 ♦	18' CONFERENCE TABLE (BOAT SURFACE)	216 x 48 x 29½"
ACTB12 ♦	12' CONFERENCE TABLE (BOAT SURFACE)	144 x 48 x 29½"
<b>A</b> ACTB10 ♦	10' CONFERENCE TABLE (BOAT SURFACE)	120 x 48 x 29½"
ACTB8 ♦	8' CONFERENCE TABLE (BOAT SURFACE)	96 x 48 x 29½"
ACTB6 ♦	6' CONFERENCE TABLE (BOAT SURFACE)	72 x 36 x 29½"
ACTR42 ♦	42" ROUND CONFERENCE TABLE	42" DIAMETER x 29½"
<b>B</b> AVPB ♦	VISUAL PRESENTATION BOARD	48 x 2¼ x 48"
<b>C</b> ALCT ♦	LECTERN	18 x 18 x 44"
<b>D</b> ALC ♦	LOW WALL CABINET	72 x 18 x 29½"

## AESTHETICS

### LAMINATE FINISH OPTIONS



LMA MAPLE / LCR CHERRY / LDC MOCHA / LGS GRAY STEEL\*

\*18' CONFERENCE TABLE NOT AVAILABLE IN GRAY STEEL

## OPTIONAL ACCESSORIES

SPM

POWER MODULE

♦ THESE PRODUCTS ARE SUBJECT TO CALIFORNIA PROPOSITION 65. PLEASE VISIT THE PRODUCT DETAIL PAGE ON OUR WEBSITE FOR SPECIFIC INFORMATION.



IMAGE FEATURES ULTIMO™ 300 MID BACK CHAIR (PG. 92)

# ABERDEEN® RECEPTION

- this reception series brings the look of wood with the performance and affordability of laminate
- the optional transaction counter features 1½" thick bow front surface with fluted edge detail and textured glass front panel with a 6" overhang for ease of service
- includes technology and cable friendly components to easily connect electronics
- organizational pedestals available to meet reception storage needs
- lock and key for pedestals to keep valuables and confidential items safe
- choose from color options cherry, mocha, maple or gray steel for easy workspace customization
- all pieces coordinate seamlessly with Aberdeen Conference (pg. 10) and Casegoods (pg. 8)



## SPECS

MODEL NUMBER	DESCRIPTION	OVERALL W x D x H
<b>E</b> ARD7236 ♦	RECTANGULAR DESK	72 x 36 x 29½"
<b>F</b> ARDTC ♦	RECEPTION TRANSACTION COUNTER	72 x 42 x 15⅝"
AR4824 ♦	RETURN	48 x 24 x 29½"
<b>G</b> ARRS ♦	RECEPTION RETURN SCREEN	48 x 24 x 14"
<b>H</b> AWG72 ♦	WALL MOUNT HUTCH	72 x 15 x 19⅝"
<b>I</b> AFLF36 ♦	FREESTANDING LATERAL FILE	36 x 24 x 29½"
APBF26 ♦	SUSPENDED DESK P/B/F PEDESTAL	15¼ x 26½ x 22½"
APBF20 ♦	SUSPENDED RETURN P/B/F PEDESTAL	15¼ x 20 x 22½"
APBBF26 ♦	DESK PENCIL/BOX/BOX/FILE PEDESTAL	15¼ x 26½ x 27½"
AFF26 ♦	DESK FILE/FILE PEDESTAL	15¼ x 26½ x 27½"
APBBF20 ♦	CREDENZA PENCIL/BOX/BOX/FILE PEDESTAL	15¼ x 20 x 27½"
AFF20 ♦	CREDENZA FILE/FILE PEDESTAL	15¼ x 20 x 27½"

## AESTHETICS

### LAMINATE FINISH OPTIONS



LMA MAPLE / LCR CHERRY / LDC MOCHA / LGS GRAY STEEL

♦ THESE PRODUCTS ARE SUBJECT TO CALIFORNIA PROPOSITION 65. PLEASE VISIT THE PRODUCT DETAIL PAGE ON OUR WEBSITE FOR SPECIFIC INFORMATION.





# CORSICA® CONFERENCE

- conference series offers durability and style for spacious tables large enough to meet the needs of any conference setting
- each piece utilizes AA-grade select North American hardwood veneers and is protected with two topcoats of durable UV cured finish to help protect against fading
- choose from two rich colors in either sierra cherry on cherry veneer or mahogany on walnut veneer, segmented veneer surfaces convey upscale elegance
- all tables are 2" thick with a beveled black edge for durability and an upscale look
- collaboration is encouraged with tables in a variety of sizes, available in a round 42" or boat shaped available in 6, 7, 8, 10, 12, 14, 18, 20, 24, 26, or 30' to fit any conference room
- tables larger than 8' have multi-piece top surfaces connected via steel fasteners and plates for ease and durability
- built-in cable management panel with flush, removable wood cover; optional power modules with cover are available for technological convenience; for optional power module with cover for full table add the suffix P to the end of the part number





SPECS

MODEL NUMBER	DESCRIPTION	OVERALL W x D x H
CMT30 ♦	30' CONFERENCE TABLE	360 x 54 x 29½"
CMT26 ♦	26' CONFERENCE TABLE	312 x 54 x 29½"
CMT24 ♦	24' CONFERENCE TABLE	288 x 54 x 29½"
CMT20 ♦	20' CONFERENCE TABLE	240 x 54 x 29½"
CMT18 ♦	18' CONFERENCE TABLE	216 x 54 x 29½"
CMT14 ♦	14' CONFERENCE TABLE	168 x 54 x 29½"
<b>A</b> CMT12 ♦	12' CONFERENCE TABLE	144 x 54 x 29½"
CTC120 ♦	10' CONFERENCE TABLE	120 x 48 x 29½"
CTC96 ♦	8' CONFERENCE TABLE	96 x 42 x 29½"
<b>B</b> CTC84 ♦	7' CONFERENCE TABLE	84 x 42 x 29½"
CTC72 ♦	6' CONFERENCE TABLE	72 x 42 x 29½"
<b>C</b> CTRND ♦	42" ROUND CONFERENCE TABLE	42" DIAMETER x 29½"
<b>D</b> CTMB ♦	PRESENTATION BOARD	48 x 3¼ x 48"
<b>E</b> VBCZ ♦	BUFFET CABINET	72 x 22 x 36"
<b>F</b> VCG ♦	WALL CABINET WITH GLASS DOORS	36 x 19 x 68"
<b>G</b> VHC ♦	HIGH WALL CABINET WITH WOOD AND GLASS DOORS	40 x 19 x 80"
<b>H</b> VLG ♦	LOW WALL CABINET WITH WOOD AND GLASS DOORS	72 x 19 x 29½"
VLGW ♦	LOW WALL CABINET WITH WOOD DOORS	72 x 19 x 29½"
VLGG ♦	LOW WALL CABINET WITH GLASS DOORS	72 x 19 x 29½"
VB2 ♦	2 SHELF BOOKCASE	36 x 16 x 29½"
<b>I</b> VB5 ♦	5 SHELF BOOKCASE	36 x 16 x 68"

♦ THESE PRODUCTS ARE SUBJECT TO CALIFORNIA PROPOSITION 65. PLEASE VISIT THE PRODUCT DETAIL PAGE ON OUR WEBSITE FOR SPECIFIC INFORMATION.



AESTHETICS

VENEER FINISH OPTIONS



CRY SIERRA CHERRY / MAH MAHOGANY

OPTIONAL ACCESSORIES

CTWP	WOOD GROMMET COVER WITH MODULE FOR CTC72, CTC84 OR CTC96
CTW72SP	POWER MODULE W/COVER FOR END SECTION FOR CTC120, CMT12, CMT18, CMT24, CMT30
CTW72AP	POWER MODULE W/COVER FOR CENTER SECTION FOR CMT18, CMT20, CMT24, CMT26
CTW84SP	POWER MODULE W/COVER FOR END SECTION FOR CMT14, CMT20, CMT26



# MEDINA™ DESKING

- utilizing Italian design, desks have laminate work surfaces that convey style for private offices or open floor plan environments
- desks feature clean lines, a curved shaped and a “floating” work surface with curved or straight end panels
- height-adjustable desk options allow for a more active workday
- all tops are 1” thick with a distinctive beveled edge and silver detailing for a contemporary look
- multiple storage options can be customized to fit any office including pedestal options available in pencil-box-file (P/B/F), box/box/file (B/B/F) or file/file (F/F)
- lock and key for pedestals to keep valuables and confidential items safe
- lateral storage spaces accommodate side-to-side letter filing and front-to-back legal filing
- five laminate color options: textured sea salt, textured brown sugar, mocha, mahogany and gray steel
- Medina Desks coordinate seamlessly with Medina Conference (pg. 16) and Reception Furniture (pg. 18)



PROP 65



SPECS

MODEL NUMBER	DESCRIPTION	OVERALL W x D x H
MNDSHA72 ♦	72" HEIGHT-ADJUSTABLE STRAIGHT FRONT DESK	72 x 36 x 29½ x 49¼"
MNDSHA63 ♦	63" HEIGHT-ADJUSTABLE STRAIGHT FRONT DESK	63 x 36 x 29½ x 49¼"
MNDHA72 ♦	72" HEIGHT-ADJUSTABLE CURVED FRONT DESK	72 x 36 x 29½ x 49¼"
MNDHA63 ♦	63" HEIGHT-ADJUSTABLE CURVED FRONT DESK	63 x 36 x 29½ x 49¼"
MNT51H ♦	72" HEIGHT-ADJUSTABLE STRAIGHT FRONT DESK W/ RETURN	72 x 84 x 29½ x 49¼"
MNT52H ♦	63" HEIGHT-ADJUSTABLE STRAIGHT FRONT DESK W/ RETURN	63 x 84 x 29½ x 49¼"
<b>A</b> MND72 ♦	CURVED DESK	72 x 36 x 29½"
MND63 ♦	CURVED DESK	63 x 36 x 29½"
MNRTPR* ♦	CURVED DESK RETURN WITH P/B/F PEDESTAL (RIGHT)	63 x 24 x 29½"
MNRTPL* ♦	CURVED DESK RETURN WITH P/B/F PEDESTAL (LEFT)	63 x 24 x 29½"
MNEXTR* ♦	CURVED EXTENSION (RIGHT)	47 x 28 x 29½"
MNEXTL* ♦	CURVED EXTENSION (LEFT)	47 x 28 x 29½"
MNB0GR* ♦	BRIDGE (RIGHT)	48 x 24 x 29½"
MNB0GL* ♦	BRIDGE (LEFT)	48 x 24 x 29½"
MNB0GH2 ♦	2-STAGE HEIGHT-ADJUSTABLE BRIDGE	48 x 20 x 28-47½"
MNB0GH3 ♦	3-STAGE HEIGHT-ADJUSTABLE BRIDGE	48 x 20 x 24½-50"
<b>B</b> MNCNZ72 ♦	CREDENZA	72 x 20 x 29½"
MNCNZ63 ♦	CREDENZA	63 x 20 x 29½"
<b>C</b> MNH72 ♦	WALL MOUNT HUTCH	72 x 15 x 18½"
MNH63 ♦	WALL MOUNT HUTCH	63 x 15 x 18½"
<b>D</b> MNPO** ♦	CORNER SUPPORT	15 x 15 x 20"
MNDS72 ♦	STRAIGHT FRONT DESK	72 x 36 x 29½"
MNDS63 ♦	STRAIGHT FRONT DESK	63 x 36 x 29½"
MNRT ♦	STRAIGHT FRONT UNIVERSAL RETURN	48½ x 20 x 29½"
MNB0G ♦	STRAIGHT FRONT UNIVERSAL BRIDGE	48½ x 20 x 29½"
EZDP	LED UNDER CABINET TASKLIGHT	16 x ¾ x ¾"
<b>E</b> MNBBF ♦	FREESTANDING MOBILE B/B/F PEDESTAL	15½ x 18 x 26¾"
MNFF ♦	FREESTANDING MOBILE F PEDESTAL	15½ x 18 x 26¾"
ACD ♦	CENTER DRAWER	25 x 18 x 2"
<b>J</b> MVLF ♦	LATERAL FILE	36 x 20 x 29½"
<b>F</b> MVLC ♦	LOW WALL CABINET	72 x 20 x 29½"
<b>G</b> MGDC ♦	GLASS DISPLAY CABINET	36 x 20 x 39½"
<b>H</b> MSC ♦	STORAGE CABINET	36 x 20 x 29½"
<b>I</b> MVB5 ♦	5 SHELF BOOKCASE	36 x 13 x 68"
MVBQ2 ♦	2 SHELF QUARTER-ROUND BOOKCASE	20 x 20 x 29½"
<b>K</b> ABSP ♦	SKINNY PEDESTAL	10¾ x 23 x 24½"
ABSPT ♦	SKINNY PEDESTAL- TALL	10¾ x 23 x 38½"
ACDS	CENTER DRAWER FOR HEIGHT-ADJUSTABLE DESK	25 x 13 x 2"



\* WORKS ONLY WITH MND63 AND MND72

\*\* TWO CORNER SUPPORTS ARE NEEDED TO SUPPORT A HUTCH

♦ THESE PRODUCTS ARE SUBJECT TO CALIFORNIA PROPOSITION 65. PLEASE VISIT THE PRODUCT DETAIL PAGE ON OUR WEBSITE FOR SPECIFIC INFORMATION.

AESTHETICS

LAMINATE FINISH OPTIONS



LGS GRAY STEEL / LDC MOCHA / LMH MAHOGANY  
TBS TEXTURED BROWN SUGAR / TSS TEXTURED SEA SALT

# MEDINA™ CONFERENCE

- conference tables utilize Italian design, durable laminate and elegant lines to meet all conferencing needs
- encourage collaboration with variety of sizes and shapes to fit large or small groups; available in 42" round and 8, 10, 12 and 14' long
- clean lines, and curved shape with a 1" thick distinctive beveled edge for style and comfort
- five laminated color options include textured sea salt, textured brown sugar, mocha, mahogany and gray steel for maximum space customization
- long meetings made possible with power outlet grommets built into the tabletop with a cutout size of 4 x 8"; designed to support PM33 module available in silver or black
- cable chimney in legs for cable management from surface to floor
- pairs seamlessly with all pieces in the Medina series for a cohesive, professional look





SPECS

MODEL NUMBER	DESCRIPTION	OVERALL W x D x H
A MNC14 ♦	14' CONFERENCE TABLE	168 x 48 x 29½"
B MNC12 ♦	12' CONFERENCE TABLE	144 x 48 x 29½"
MNC10 ♦	10' CONFERENCE TABLE	120 x 48 x 29½"
C MNC8 ♦	8' CONFERENCE TABLE	96 x 42 x 29½"
D MNCR48 ♦	48" ROUND CONFERENCE TABLE	48" DIAMETER x 29½"
E MNPB ♦	VISUAL PRESENTATION BOARD	48 x 2¼ x 48"
F MVLC ♦	LOW WALL CABINET	72 x 20 x 29½"
G MVB5 ♦	5 SHELF BOOKCASE	36 x 13 x 68"
H MVBQ2 ♦	QUARTER ROUND 2 SHELF BOOKCASE	20 x 20 x 29½"



♦ THESE PRODUCTS ARE SUBJECT TO CALIFORNIA PROPOSITION 65. PLEASE VISIT THE PRODUCT DETAIL PAGE ON OUR WEBSITE FOR SPECIFIC INFORMATION.

AESTHETICS

LAMINATE FINISH OPTIONS



L6S GRAY STEEL / LDG MOCHA / LMH MAHOGANY  
 TBS TEXTURED BROWN SUGAR / TSS TEXTURED SEA SALT



OPTIONAL ACCESSORIES

PM33 POWER AND USB MODULE WITH TWO POWER AND TWO USB OUTLETS



# MEDINA™ RECEPTION

- reception furniture utilizes an Italian design for a welcoming style and long-lasting durability
- each desk includes a floating ¾" frosted, tempered glass top for sleek design
- choose from two styles, with or without a return, and add a variety of matching organizational pedestals to meet reception needs
- each reception desk comes with a center drawer and pedestals for storage
- pedestals available in box/box/file (B/B/F) or file/file (F/F), with customization options for personalization
- lock and key for pedestals to keep valuables and confidential items safe
- five laminated color options include textured sea salt, textured brown sugar, mocha, mahogany and gray steel for maximum space customization
- Medina Reception Stations coordinates seamlessly with Medina Conference (pg. 16) and Casegoods (pg. 14)



PROP 65



SPECS

MODEL NUMBER	DESCRIPTION	OVERALL W x D x H
MNRS ♦	RECEPTION STATION - NO PEDESTALS	87¼ x 37¼ x 42¾"
A MNRSBF ♦	RECEPTION STATION WITH B/B/F AND F/F PEDESTALS	87¼ x 37¼ x 42¾"
MNRSBB ♦	RECEPTION STATION WITH 2 B/B/F PEDESTALS	87¼ x 37¼ x 42¾"
MNRSLBF ♦	RECEPTION STATION WITH RETURN, B/B/F & F/F PEDS	87¼ x 85¼ x 42¾"
B MNRSLBB ♦	RECEPTION STATION WITH RETURN & 2 B/B/F PEDS	87¼ x 85¼ x 42¾"
MNRBBF ♦	RECEPTION STATION B/B/F PEDESTAL	15½ x 18 x 27½"
MNRFF ♦	RECEPTION STATION F/F PEDESTAL	15½ x 18 x 27½"

Learn

♦ THESE PRODUCTS ARE SUBJECT TO CALIFORNIA PROPOSITION 65. PLEASE VISIT THE PRODUCT DETAIL PAGE ON OUR WEBSITE FOR SPECIFIC INFORMATION.

AESTHETICS

LAMINATE FINISH OPTIONS



LGS GRAY STEEL / LDC MOCHA / LMH MAHOGANY  
 TBS TEXTURED BROWN SUGAR / TSS TEXTURED SEA SALT







## MIRA DESKING

- desk series is suitable for any environment from formal or casual to cutting-edge, making them the perfect choice for private offices or collaborative spaces
- available in bow or straight front with full size modesty panels for customization
- modular and non-handed construction for flexibility and versatility
- desk, return and credenza work surfaces are 1½" thick with 5 mm flat hardwood edge for durability
- all floor-supported units have adjustable glides for leveling on uneven floors
- drawers feature full extension ball bearing suspension providing quieter operation
- central locking on all drawers with random or keyed alike options to keep valuables or confidential items safe
- pedestals available in box/box/file (B/B/F) or file/file (F/F) for custom organization options
- choose from a medium cherry finish on cherry veneer or an espresso finish on walnut veneer to customize the workspace
- coordinates seamlessly with Mira Conference (pg. 22) and Reception Furniture (pg. 24) for complete office cohesion

**PROP 65** 

**SPECS**

MODEL NUMBER	DESCRIPTION	OVERALL W x D x H
<b>A</b> MDK3672 ♦	BOW FRONT DESK	72 x 42 x 29 <sup>3</sup> / <sub>8</sub> "
MDK3066 ♦	BOW FRONT DESK	66 x 30 x 29 <sup>3</sup> / <sub>8</sub> "
MDKS3672 ♦	STRAIGHT FRONT DESK	72 x 36 x 29 <sup>3</sup> / <sub>8</sub> "
MDKS3066 ♦	STRAIGHT FRONT DESK	66 x 30 x 29 <sup>3</sup> / <sub>8</sub> "
<b>B</b> MPT3672 ♦	PENINSULA DESK	72 x 36 x 29 <sup>3</sup> / <sub>8</sub> "
MPFF28 ♦	F/F PEDESTAL FOR 36" DESK	15 x 28 x 27 <sup>1</sup> / <sub>4</sub> "
MPBBF28 ♦	B/B/F PEDESTAL FOR 36" DESK	15 x 28 x 27 <sup>1</sup> / <sub>4</sub> "
MCU243636	CORNER TABLE	36 x 24 x 29 <sup>3</sup> / <sub>8</sub> "
<b>C</b> MBR2448 ♦	BRIDGE (NON-HANDED)	48 x 24 x 29 <sup>3</sup> / <sub>8</sub> "
MRT2448 ♦	RETURN (NON-HANDED)	48 x 24 x 29 <sup>3</sup> / <sub>8</sub> "
<b>D</b> MCR2472 ♦	CREDENZA	72 x 24 x 29 <sup>3</sup> / <sub>8</sub> "
MCR2466 ♦	CREDENZA	66 x 24 x 29 <sup>3</sup> / <sub>8</sub> "
MHDC3620 ♦	HINGED DOOR CREDENZA	36 x 20 x 29 <sup>3</sup> / <sub>8</sub> "
<b>F</b> MHDC2072 ♦	HINGED DOOR CREDENZA	72 x 20 x 29 <sup>3</sup> / <sub>8</sub> "
<b>N</b> MPFF22 ♦	F/F PEDESTAL FOR CREDENZA/RETURN	15 x 22 x 27 <sup>1</sup> / <sub>4</sub> "
<b>E</b> MPBBF22 ♦	B/B/F PEDESTAL FOR CREDENZA/RETURN	15 x 22 x 27 <sup>1</sup> / <sub>4</sub> "
<b>G</b> MLFU23624 ♦	LATERAL FILE WITH UNFINISHED TOP	34 <sup>3</sup> / <sub>8</sub> x 22 x 27 <sup>1</sup> / <sub>4</sub> "
<b>M</b> MLFUT23624* ♦	OPTIONAL LATERAL FILE WITH FINISHED TOP	34 <sup>3</sup> / <sub>8</sub> x 24 x 29 <sup>3</sup> / <sub>8</sub> "
MLF23624 ♦	FREESTANDING LATERAL FILE WITH FINISHED TOP	34 <sup>3</sup> / <sub>8</sub> x 24 x 29 <sup>3</sup> / <sub>8</sub> "
<b>H</b> MHU63970 ♦	HUTCH WITH FROSTED GLASS DOORS	70 x 14 x 39"
MHU03970 ♦	HUTCH WITH WOOD DOORS	70 x 14 x 39"
<b>I</b> MWD3624 ♦	WARDROBE	34 <sup>3</sup> / <sub>8</sub> x 20 x 38"
<b>J</b> MBC3629 ♦	2 SHELF BOOKCASE	34 <sup>3</sup> / <sub>8</sub> x 12 x 29"
<b>K</b> MBC3642 ♦	3 SHELF BOOKCASE	34 <sup>3</sup> / <sub>8</sub> x 12 x 42"
<b>L</b> MBC3668 ♦	4 SHELF BOOKCASE	34 <sup>3</sup> / <sub>8</sub> x 12 x 68"
EZDP	LED UNDER CABINET TASKLIGHT	16 x <sup>3</sup> / <sub>8</sub> x <sup>3</sup> / <sub>8</sub> "
ACD ♦	CENTER DRAWER	25 x 18 x 2"

\* ONLY FOR USE WITH MLFU23624

♦ THESE PRODUCTS ARE SUBJECT TO CALIFORNIA PROPOSITION 65. PLEASE VISIT THE PRODUCT DETAIL PAGE ON OUR WEBSITE FOR SPECIFIC INFORMATION.



**AESTHETICS**

**VENEER FINISH OPTIONS**



MC MEDIUM CHERRY / ESP ESPRESSO

**TACK BOARD FABRIC**



**OPTIONAL ACCESSORIES**

**19503TA**

- P** MLT
- FTB36
- FTB48
- FTB68

**COMBINATION KEYBOARD/MOUSE PLATFORM**

- LETTER TRAY
- 36" FABRIC TACK BOARD
- 48" FABRIC TACK BOARD
- 68" FABRIC TACK BOARD





IMAGE FEATURES MERCADO™ ALLIANCE CHAIR (PG. 93)

## MIRA CONFERENCE

- conference table series is suitable for any environment from formal or casual to cutting-edge, making them the perfect choice for any meeting spaces
- conference tables come in three sizes: 42" Round and 6 or 8' Racetrack to fit the needs of any meeting space
- table surfaces are a full 1½" thick with 5mm solid wood edge for durability
- sturdy barrel base features "trap door" cable access at floor for discrete cable organization
- choose between two colors: medium cherry finish on cherry veneer or an espresso finish on walnut veneer for workspace customization
- matching presentation board available for cohesive conference space
- coordinates seamlessly with Mira Casegoods (pg. 20) and Reception Furniture (pg. 18) for complete office cohesion

**PROP 65** 

**SPECS**

MODEL NUMBER	DESCRIPTION	OVERALL W x D x H
<b>A</b> MCTDB4896 ♦	8" CONFERENCE TABLE WITH BASE	96 x 48 x 29"
MCTDB3672 ♦	6" CONFERENCE TABLE WITH BASE	72 x 36 x 29"
<b>B</b> MRTDB42 ♦	42" ROUND CONFERENCE TABLE	42" DIAMETER x 29"
<b>C</b> MHDC2072 ♦	72" HINGED DOOR CREDENZA	72 x 20 x 29"
<b>D</b> MHDC3620 ♦	36" HINGED DOOR CREDENZA	36 x 20 x 29"
<b>E</b> CTMB ♦	PRESENTATION BOARD	48 x 3¼ x 48"
<b>F</b> MLF23624 ♦	FREESTANDING LATERAL FILE WITH FINISHED TOP	34½ x 24 x 29½"

♦ THESE PRODUCTS ARE SUBJECT TO CALIFORNIA PROPOSITION 65. PLEASE VISIT THE PRODUCT DETAIL PAGE ON OUR WEBSITE FOR SPECIFIC INFORMATION.

**AESTHETICS**

**VENEER FINISH OPTIONS**



MC MEDIUM CHERRY / ESP ESPRESSO



**F**



**B**



TRAP DOOR FOR DISCRETE CABLE ORGANIZATION



**C**



## MIRA RECEPTION

- reception series is suitable for any environment from formal or casual to cutting-edge, making them the perfect choice for any first impression areas
- clean lines and simple curves create an aesthetically pleasing greeting area
- 48" Return is universal, left or right-handed for versatility
- reception stations are standard with veneer counter; optional frosted glass counter available for workspace customization
- organizational pedestals available in box/box/file (B/B/F) or file/file (F/F) to meet reception needs
- key-in entry for pedestals to keep valuables or confidential items safe
- choose between medium cherry finish on cherry veneer or an espresso finish on walnut veneer for workspace customization
- coordinates seamlessly with Mira Conference (pg. 22) and Casegoods (pg. 20) for complete office cohesion



SPECS

MODEL NUMBER	DESCRIPTION	OVERALL W x D x H
<b>A</b> MRS7278D ♦	RECEPTION STATION WITH WOOD COUNTER TOP	72 x 36 x 42"
<b>B</b> MRSTGLASS ♦	OPTIONAL GLASS COUNTER TOP	72 x 18
MRRT2448 ♦	RETURN (NON-HANDED)	48 x 24 x 42"
ACD ♦	CENTER DRAWER	25 x 18 x 2"
MRSBB ♦	RECEPTION STATION WITH 2 B/B/F AND CENTER DRAWER	72 x 36 x 43½"
MRSBF ♦	RECEPTION STATION WITH 1 B/B/F AND 1 F/F PEDESTALS AND CENTER DRAWER	72 x 36 x 43½"
<b>C</b> MRSRBB ♦	RECEPTION STATION WITH RETURN AND 2 B/B/F PEDESTALS AND CENTER DRAWER	72 x 36 x 43½" DESK 48 x 24 x 42" RETURN
MRSRBF ♦	RECEPTION STATION WITH RETURN 1 B/B/F AND 1 F/F PEDESTALS AND CENTER DRAWER	72 x 36 x 43½" DESK 48 x 24 x 42" RETURN
<b>D</b> MBC3668 ♦	4 SHELF BOOKCASE	34¾ x 12 x 68"
MLF23624 ♦	FREESTANDING LATERAL FILE WITH FINISHED TOP	34¾ x 24 x 29¾"
<b>E</b> MLFU23624 ♦	LATERAL FILE WITH UNFINISHED TOP	34¾ x 22 x 27¾"
<b>F</b> MW03624 ♦	WARDROBE	34¾ x 20 x 38"

♦ THESE PRODUCTS ARE SUBJECT TO CALIFORNIA PROPOSITION 65. PLEASE VISIT THE PRODUCT DETAIL PAGE ON OUR WEBSITE FOR SPECIFIC INFORMATION.

AESTHETICS

VENEER FINISH OPTIONS



MC MEDIUM CHERRY / ESP ESPRESSO



# MIRELLA™ DESKING

- desking series has a contemporary design with finishes and accents that provide a residential look
- desks and credenzas feature a floating 1½" thick work surface on top of black or silver Standoffs (color based on laminate option)
- desk includes laminate modesty panel for privacy
- desks and credenzas feature decorative corner accents and double pedestal design
- hutches come with the choice of smoked or frosted glass doors (depending on laminate choice) with decorative hinges and latches or wood doors with sliding barn door hardware
- pedestal has option of integrated power module with 2 USB ports in top drawer; power module sold separately
- pedestal comes keyed alike; for additional keying options contact customer care
- three or five shelf bookcase with open back and three-legged design
- use Bridge Configuration to create a 'U' workstation
- use Return Configuration to create a 'L' workstation
- available in southern tobacco, sand dune, white ash and stone gray (work surface) with white ash laminate
- brushed silver legs and accents for white ash and stone gray options; black powder coat legs and accents for southern tobacco & sand dune
- desking includes credenzas, hutches, pedestals, bookcases, returns and bridges for a comprehensive solution
- coordinates with Conference (pg. 28) and Reception Furniture (pg. 30) for a cohesive and professional look





SPECS

MODEL NUMBER	DESCRIPTION	OVERALL W x D x H
<b>E</b> MRDBB7236 ♦	DOUBLE PEDESTAL DESK, BBB/BBB	72 x 36 x 29½"
MRDBF7236 ♦	DOUBLE PEDESTAL DESK, BBB/BF	72 x 36 x 29½"
MRDFF7236 ♦	DOUBLE PEDESTAL DESK, BF/BF	72 x 36 x 29½"
MRDBB6636 ♦	DOUBLE PEDESTAL DESK, BBB/BBB	66 x 36 x 29½"
MRDBF6636 ♦	DOUBLE PEDESTAL DESK, BBB/BF	66 x 36 x 29½"
MRDFF6636 ♦	DOUBLE PEDESTAL DESK, BF/BF	66 x 36 x 29½"
MRDBB7230 ♦	DOUBLE PEDESTAL DESK, BBB/BBB	72 x 30 x 29½"
MRDBF7230 ♦	DOUBLE PEDESTAL DESK, BBB/BF	72 x 30 x 29½"
MRDFF7230 ♦	DOUBLE PEDESTAL DESK, BF/BF	72 x 30 x 29½"
MRDBB6630 ♦	DOUBLE PEDESTAL DESK, BBB/BBB	66 x 30 x 29½"
MRDBF6630 ♦	DOUBLE PEDESTAL DESK, BBB/BF	66 x 30 x 29½"
MRDFF6630 ♦	DOUBLE PEDESTAL DESK, BF/BF	66 x 30 x 29½"
MRCBB7220 ♦	DOUBLE PEDESTAL CREDENZA, BBB/BBB	72 x 20 x 29½"
MRCBF7220 ♦	DOUBLE PEDESTAL CREDENZA, BBB/BF	72 x 20 x 29½"
<b>C</b> MRCFF7220 ♦	DOUBLE PEDESTAL CREDENZA, BF/BF	72 x 20 x 29½"
MRCBB6620 ♦	DOUBLE PEDESTAL CREDENZA, BBB/BBB	66 x 20 x 29½"
MRCBF6620 ♦	DOUBLE PEDESTAL CREDENZA, BBB/BF	66 x 20 x 29½"
MRCFF6620 ♦	DOUBLE PEDESTAL CREDENZA, BF/BF	66 x 20 x 29½"
MRUBF7236 ♦	U-SHAPED DOUBLE PEDESTAL DESK, BBB/BF	72 x 104 x 29½"
MRUFF7236 ♦	U-SHAPED DOUBLE PEDESTAL DESK, BF/BF	72 x 104 x 29½"
MRUBF7230 ♦	U-SHAPED DOUBLE PEDESTAL DESK, BBB/BF	72 x 98 x 29½"
MRUFF7230 ♦	U-SHAPED DOUBLE PEDESTAL DESK, BF/BF	72 x 98 x 29½"
MRUBF6636 ♦	U-SHAPED DOUBLE PEDESTAL DESK, BBB/BF	66 x 104 x 29½"
MRUFF6636 ♦	U-SHAPED DOUBLE PEDESTAL DESK, BF/BF	66 x 104 x 29½"
MRUBF6630 ♦	U-SHAPED DOUBLE PEDESTAL DESK, BBB/BF	66 x 98 x 29½"
MRUFF6630 ♦	U-SHAPED DOUBLE PEDESTAL DESK, BF/BF	66 x 98 x 29½"
MRLBF7236 ♦	L-SHAPED DOUBLE PEDESTAL DESK, BBB/BF	72 x 84 x 29½"
MRLFF7236 ♦	L-SHAPED DOUBLE PEDESTAL DESK, BF/BF	72 x 84 x 29½"
MRLBF7230 ♦	L-SHAPED DOUBLE PEDESTAL DESK, BBB/BF	72 x 78 x 29½"
MRLFF7230 ♦	L-SHAPED DOUBLE PEDESTAL DESK, BF/BF	72 x 78 x 29½"
MRLBF6636 ♦	L-SHAPED DOUBLE PEDESTAL DESK, BBB/BF	66 x 84 x 29½"
MRLFF6636 ♦	L-SHAPED DOUBLE PEDESTAL DESK, BF/BF	66 x 84 x 29½"
MRLBF6630 ♦	L-SHAPED DOUBLE PEDESTAL DESK, BBB/BF	66 x 78 x 29½"
MRLFF6630 ♦	L-SHAPED DOUBLE PEDESTAL DESK, BF/BF	66 x 78 x 29½"
MRHW72 ♦	72" HUTCH WITH SLIDING WOOD DOORS	72 x 15 x 18"
MRHW66 ♦	66" HUTCH WITH SLIDING WOOD DOORS	66 x 15 x 18"
<b>B</b> MRHG72 ♦	72" HUTCH WITH GLASS DOORS	72 x 20 x 18"
MRHG66 ♦	66" HUTCH WITH GLASS DOORS	66 x 20 x 18"
MRHTW072 ♦	72" WALL MOUNTED HUTCH WITH SLIDING WOOD DOORS	72 x 15 x 18"
MRHTW066 ♦	66" WALL MOUNTED HUTCH WITH SLIDING WOOD DOORS	66 x 15 x 18"
MRHTG072 ♦	72" WALL MOUNTED HUTCH WITH GLASS DOORS	72 x 20 x 18"
MRHTG066 ♦	66" WALL MOUNTED HUTCH WITH GLASS DOORS	66 x 20 x 18"
MRLWCG0 ♦	LOW WALL CABINET WITH GLASS DOORS	72 x 20 x 29½"
MRLWCW0 ♦	LOW WALL CABINET WITH WOOD DOORS	72 x 20 x 29½"
<b>D</b> MRLF36 ♦	36" LATERAL FILE	36 x 20 x 29½"
MRSGT36 ♦	36" STORAGE CABINET	36 x 20 x 29½"
MRGDC ♦	GLASS DOOR DISPLAY CABINET	36 x 20 x 38"
MRWDC ♦	WOOD DOOR STORAGE CABINET	36 x 20 x 38"
MRBS3 ♦	3 SHELF BOOKSHELF FOR CABINET	36 x 13½ x 38"
<b>A</b> MRBS5 ♦	5 SHELF BOOKSHELF	36¾ x 13½ x 67½"
MRET ♦	END TABLE	20 x 20 x 25"
MRCFT ♦	COFFEE TABLE	48 x 23¾ x 16"

AESTHETICS

LAMINATE FINISH OPTIONS



**SDD** SAND DUNE / **WAH** WHITE ASH /  
**STO** SOUTHERN TOBACCO / **SGY** STONE GRAY\*

\*STONE GRAY AVAILABLE ONLY AS TOP WORK SURFACES PAIRED WITH WHITE ASH BASES

OPTIONAL ACCESSORIES

**MRPM** POWER MODULE WITH 2 POWER AND 2 USB OUTLETS

♦ THESE PRODUCTS ARE SUBJECT TO CALIFORNIA PROPOSITION 65. PLEASE VISIT THE PRODUCT DETAIL PAGE ON OUR WEBSITE FOR SPECIFIC INFORMATION.



# MIRELLA™ CONFERENCE

## OVERALL PRODUCT DETAILS

- conference series has a contemporary design with finishes and accents that provide a residential look
- standing-height or sitting-height options available; standing-height provides a more active way to meet and collaborate
- available in southern tobacco, sand dune, white ash and stone gray (work surface) with white ash laminate
- brushed silver legs and accents for white ash and stone gray options; black powder coat legs and accents for southern tobacco & sand dune
- all conference tables feature a 1 $\frac{5}{8}$ " work surface
- coordinates with Casegoods (pg. 26) and Reception Furniture (pg. 30) for a cohesive and professional look



**STANDING-HEIGHT CONFERENCE TABLES** 






- a two – tier design (3¾" between tiers) separated by black or silver standoffs (color based on laminate)
- allows for optional integrated power nested between two-tier design on all sides of table, perfect for discreet storage and charging of small electronics
- table with 6 cutouts for power modules (MRPM3 power modules sold separately)
- rectangular tables available in: 8, 10, 12, 14 and 16' options

**SITTING-HEIGHT CONFERENCE TABLES**

- features a one-tier work surface with no floating top
- 1 cutout and grommet cover included with 8' conference tables
- 2 cutouts and grommet covers included with 10 – 16' conference tables.
- cutout designed to work with the PM33 (PM33 is available in either silver or black)
- rectangular tables available in: 8, 10, 12, 14 and 16' options
- 42" and 48" round conference tables are also available for smaller more private meeting areas (sitting only)



**SPECS**

MODEL NUMBER	DESCRIPTION	OVERALL W x D x H
MR48R ♦	48" SITTING-HEIGHT ROUND CONFERENCE TABLE	48 x 48 x 29½"
MR42R ♦	42" SITTING-HEIGHT ROUND CONFERENCE TABLE	42 x 42 x 29½"
MRC8 ♦	8' SITTING-HEIGHT CONFERENCE TABLE	96 x 47¼ x 29½"
MRS10 ♦	10' SITTING-HEIGHT CONFERENCE TABLE	120 x 47¼ x 29½"
MRS12 ♦	12' SITTING-HEIGHT CONFERENCE TABLE	144 x 47¼ x 29½"
MRS14 ♦	14' SITTING-HEIGHT CONFERENCE TABLE	168 x 47¼ x 29½"
MRS16 ♦	16' SITTING-HEIGHT CONFERENCE TABLE	192 x 47¼ x 29½"
MRCH8 ♦	8' STANDING-HEIGHT CONFERENCE TABLE	96 x 47¼ x 42" 
MRH10 ♦	10' STANDING-HEIGHT CONFERENCE TABLE	120 x 47¼ x 42" 
MRH12 ♦	12' STANDING-HEIGHT CONFERENCE TABLE	144 x 47¼ x 42" 
MRH14 ♦	14' STANDING-HEIGHT CONFERENCE TABLE	168 x 47¼ x 42" 
MRH16 ♦	16' STANDING-HEIGHT CONFERENCE TABLE	192 x 47¼ x 42" 
MRWB ♦	WHITEBOARD	47¼ x 3 x 47¼"

♦ THESE PRODUCTS ARE SUBJECT TO CALIFORNIA PROPOSITION 65. PLEASE VISIT THE PRODUCT DETAIL PAGE ON OUR WEBSITE FOR SPECIFIC INFORMATION.

**AESTHETICS**

**LAMINATE FINISH OPTIONS**



**SDD** SAND DUNE / **WAH** WHITE ASH /  
**STO** SOUTHERN TOBACCO / **SGY** STONE GRAY\*

\*STONE GRAY AVAILABLE ONLY AS TOP WORK  
 SURFACES PAIRED WITH WHITE ASH BASES

**OPTIONAL ACCESSORIES**

- MRPM3 ♦ POWER MODULE WITH 2 POWER AND 2 USB OUTLETS, 1 DAISY CHAIN
- PM33 POWER AND USB MODULE WITH TWO POWER AND TWO USB OUTLETS (FOR SITTING-HEIGHT OPTION ONLY)

# MIRELLA™ RECEPTION

- reception series has a contemporary design with finishes and accents that provide a residential look
- floating ½" thick tempered glass reception counter
- features a floating 1½" thick surface on top of black or silver standoffs (color based on laminate option)
- has a 2 shelf/box/file pedestals for storage
- available in southern tobacco, sand dune, and white ash
- brushed silver legs and accents for white ash option; black powder coat legs and accents for southern tobacco & sand dune
- frosted glass top for white ash option; smoked glass top for southern tobacco & sand dune
- coordinates with Mirella Casegoods (pg. 26) and Conference Furniture (pg. 28) for a cohesive and professional look



## SPECS

MODEL NUMBER	DESCRIPTION	OVERALL W x D x H
MRRD78 ♦	MIRELLA RECEPTION DESK COUNTER TOP GLASS	78 x 36 x 48"
MRRD90 ♦	MIRELLA RECEPTION DESK COUNTER TOP GLASS	90 x 36 x 48"

♦ THESE PRODUCTS ARE SUBJECT TO CALIFORNIA PROPOSITION 65. PLEASE VISIT THE PRODUCT DETAIL PAGE ON OUR WEBSITE FOR SPECIFIC INFORMATION.

## AESTHETICS

### LAMINATE FINISH OPTIONS



SDD SAND DUNE / WAH WHITE ASH /  
STO SOUTHERN TOBACCO





A

# NAPOLI<sup>®</sup> DESKING

- desk series offers clean, modern lines with stylish accents designed for a private office or collaborative workspace
- features “floating” tops that emulate Italian design on silver supports
- utilizes a durable UV cured finish to help protect the color from fading
- work surfaces are 1½” thick with a distinctive beveled edge for durability and style
- find matching “floating” credenza, hutch, bridge, curved returns and extensions (available in right and left pieces) for desk expansion and customization
- all matching storage accessories feature finished backs for a high-end look and durability
- matching pedestals available in box/box/file (B/B/F) or file/file (F/F) to meet any of your storage needs
- standard lock and key for pedestals to keep valuables and confidential items safe
- choose from three rich finishes in either sierra cherry on cherry veneer, mahogany on walnut veneer or charcoal gray on oak veneer for space customization
- coordinates seamlessly with Napoli Reception (pg. 36) and Napoli Conference (pg. 34) to easily achieve workplace cohesion



**PROP 65** 

**SPECS**

MODEL NUMBER	DESCRIPTION	OVERALL W x D x H
ND72 ♦	DESK	72 x 32 x 29½"
<b>A</b> ND63 ♦	DESK	63 x 36 x 29½"
<b>B</b> NRTPR ♦	CURVED DESK RETURN WITH P/B/F PEDESTAL (RIGHT)	63 x 24 x 29½"
<b>B</b> NRTPL ♦	CURVED DESK RETURN WITH P/B/F PEDESTAL (LEFT)	63 x 24 x 29½"
<b>C</b> NEXTR ♦	CURVED DESK EXTENSION (RIGHT)	47 x 28 x 29½"
<b>C</b> NEXTL ♦	CURVED DESK EXTENSION (LEFT)	47 x 28 x 29½"
NGNZ72 ♦	CREDENZA	72 x 24 x 29½"
<b>D</b> NCNZ63 ♦	CREDENZA	63 x 24 x 29½"
<b>E</b> NBDGR ♦	BRIDGE (RIGHT)	48 x 20 x 29½"
<b>E</b> NBDGL ♦	BRIDGE (LEFT)	48 x 20 x 29½"
EZDP	LED UNDER CABINET TASKLIGHT	16 x ¾ x ¾"
<b>F</b> NH63 ♦	HUTCH	63 x 15 x 50½"
<b>F</b> NH72 ♦	HUTCH	72 x 15 x 50½"
FTB72	TACK BOARD FOR 72" HUTCH	72 x 18½"
FTB63	TACK BOARD FOR 63" HUTCH	60 x 18½"
<b>G</b> NBBF ♦	FREESTANDING B/B/F PEDESTAL	15¼ x 21¼ x 26"
<b>G</b> NFF ♦	FREESTANDING F/F PEDESTAL	15¼ x 21¼ x 26"
NCD ♦	CENTER DESK DRAWER	30 x 18 x 2"
<b>H</b> VBBF ♦	MOBILE B/B/F PEDESTAL	15 x 24 x 27½"
<b>H</b> NFF ♦	MOBILE F/F PEDESTAL	15 x 24 x 27½"
<b>I</b> VLF ♦	LATERAL FILE	36 x 19 x 29½"
<b>J</b> VWRD ♦	WARDROBE CABINET, UNIVERSAL DOOR	24 x 19 x 80"
<b>K</b> VHC ♦	HIGH WALL CABINET WITH GLASS & WOOD DOORS	40 x 19 x 80"
<b>K</b> VCG ♦	WALL CABINET WITH GLASS DOORS	36 x 19 x 68"
<b>L</b> VLG ♦	LOW WALL CABINET WITH WOOD & GLASS DOORS	72 x 19 x 29½"
<b>L</b> VLG6 ♦	LOW WALL CABINET WITH GLASS DOORS	72 x 19 x 29½"
<b>L</b> VLGW ♦	LOW WALL CABINET WITH WOOD DOORS	72 x 19 x 29½"
<b>M</b> VBQ2 ♦	2 SHELF QUARTER ROUND BOOKCASE	19 x 19 x 29½"

♦ THESE PRODUCTS ARE SUBJECT TO CALIFORNIA PROPOSITION 65. PLEASE VISIT THE PRODUCT DETAIL PAGE ON OUR WEBSITE FOR SPECIFIC INFORMATION.



**AESTHETICS**

**VENEER FINISH OPTIONS**



CRY SIERRA CHERRY / MAH MAHOGANY / CGR CHARCOAL GRAY

**TACK BOARD FABRIC**



RETURN IS INTENDED FOR USE WITH DESK.

# NAPOLI<sup>®</sup> CONFERENCE

- conference tables offer meeting-room pieces with clean, modern lines and stylish accents to emulate Italian design and create the perfect teaming and meeting space
- wood is 1½" thick with a distinctive beveled edge for durability and style
- encourages collaboration with a variety of sizes and shapes to suit meetings both big and small
- available in round 48" or rectangular at 6, 8, 10, 12, 14, 18, 20, 24, 26 and 30' long to perfectly fit any space
- features power module grommets for easy technology connection
- durable UV cured finish to help ensure color does not fade
- complete the Napoli Conference collection with matching presentation boards and buffet
- choose from three rich finishes in either sierra cherry on cherry veneer, mahogany on walnut veneer or charcoal gray on oak veneer for space customization
- coordinates seamlessly with Napoli Casegoods (pg. 32) and Reception Furniture (pg. 36) for workplace cohesion



**PROP 65** 

**SPECS**

MODEL NUMBER	DESCRIPTION	OVERALL W x D x H
NC30 ♦	30' CONFERENCE TABLE	360 x 54 x 29½"
NC26 ♦	26' CONFERENCE TABLE	312 x 54 x 29½"
NC24 ♦	24' CONFERENCE TABLE	288 x 54 x 29½"
NC20 ♦	20' CONFERENCE TABLE	240 x 54 x 29½"
NC18 ♦	18' CONFERENCE TABLE	216 x 54 x 29½"
NC14 ♦	14' CONFERENCE TABLE	168 x 54 x 29½"
<b>A</b> NC12 ♦	12' CONFERENCE TABLE	144 x 54 x 29½"
<b>B</b> NC10 ♦	10' CONFERENCE TABLE	120 x 48 x 29½"
NC8 ♦	8' CONFERENCE TABLE	96 x 42 x 29½"
NC6 ♦	6' CONFERENCE TABLE	72 x 42 x 29½"
<b>C</b> NCR48 ♦	48" ROUND CONFERENCE TABLE	48" DIAMETER x 29½"
<b>D</b> CTMB ♦	PRESENTATION BOARD	48 x 3¼ x 48"
<b>E</b> VBCZ ♦	BUFFET CABINET	72 x 22 x 36"
<b>F</b> VLC ♦	LOW WALL CABINET WITH GLASS & WOOD DOORS	72 x 19 x 29½"
VLCW ♦	LOW WALL CABINET WITH WOOD DOORS	72 x 19 x 29½"
VLCG ♦	LOW WALL CABINET WITH GLASS DOORS	72 x 19 x 29½"
<b>G</b> VB2 ♦	2 SHELF BOOKCASE	36 x 16 x 29½"
VB5 ♦	5 SHELF BOOKCASE	36 x 16 x 68"
VBQ2 ♦	2 SHELF QUARTER ROUND BOOKCASE	19 x 19 x 29½"

♦ THESE PRODUCTS ARE SUBJECT TO CALIFORNIA PROPOSITION 65. PLEASE VISIT THE PRODUCT DETAIL PAGE ON OUR WEBSITE FOR SPECIFIC INFORMATION.



**AESTHETICS**

**VENEER FINISH OPTIONS**



CRY SIERRA CHERRY / MAH MAHOGANY / CGR CHARCOAL GRAY

**OPTIONAL ACCESSORIES**

SPM POWER MODULE



IMAGE FEATURES MERCADO™ CHAIR (PG. 93)





# NAPOLI® RECEPTION

- reception series has clean, modern lines with stylish accents to create a welcoming first impression
- $\frac{3}{4}$ " thick frosted, tempered glass transaction counter and stainless-steel grommets make a modern statement
- wood is  $1\frac{1}{2}$ " thick with a distinctive beveled edge for durability and style
- veneer is covered in a durable UV cured finish to help protect color from fading
- configure as a double-pedestal desk or a complete station with a left or right-handed return for easy reconfiguration
- center drawers are standard on all configurations except for the standard reception station
- pedestals available in box/box/file (B/B/F) or file/file (F/F) to meet reception storage needs
- standard lock and key for pedestals to keep valuables and confidential items safe
- choose from three rich finishes in either sierra cherry on cherry veneer, mahogany on walnut veneer or charcoal gray on oak veneer for space customization
- coordinates seamlessly with Napoli Conference (pg. 34) and Casegoods (pg. 32) for workplace cohesion





SPECS

MODEL NUMBER	DESCRIPTION	OVERALL W x D x H
NRS ♦	RECEPTION STATION (NO PEDESTALS)	87¼ x 87¼ x 42¼"
A NRSBF ♦	RECEPTION STATION WITH B/B/F AND F/F PEDESTALS	87¼ x 87¼ x 42¼"
NRSBB ♦	RECEPTION STATION WITH 2 B/B/F PEDESTALS	87¼ x 87¼ x 42¼"
B NRSLBF ♦	RECEPTION STATION WITH UNIVERSAL RETURN, B/B/F AND F/F PEDESTALS	87¼ x 85½ x 42¼"
NRSLFF ♦	RECEPTION STATION WITH UNIVERSAL RETURN AND 2 F/F PEDESTALS	87¼ x 85½ x 42¼"
C NRSLBA ♦	RECEPTION STATION WITH ADA UNIVERSAL RETURN AND B/B/F PEDESTAL	87¼ x 75¼ x 42¼"
NRSLBB ♦	RECEPTION STATION WITH UNIVERSAL RETURN AND 2 B/B/F PEDESTALS	87¼ x 85¼ x 42¼"
NRTNA ♦	ADA RETURN, UNIVERSAL	38 x 20½ x 28¾"

♦ THESE PRODUCTS ARE SUBJECT TO CALIFORNIA PROPOSITION 65. PLEASE VISIT THE PRODUCT DETAIL PAGE ON OUR WEBSITE FOR SPECIFIC INFORMATION.

AESTHETICS

VENEER FINISH OPTIONS



CRY SIERRA CHERRY / MAH MAHOGANY / C&R CHARCOAL GRAY



# SORRENTO DESKING

- desk series brings new levels of office sophistication with feature-rich solutions to make any private or collaborative office space complete
- pencil drawers in desk pedestal doubles as laptop drawers with full-extension slides and cable management for easy connectivity and convenient storage
- all credenzas, returns and bridges feature a technology access panel for convenient connectivity
- cabinet interiors and backs, (including drawers) are fully finished for a cohesive and durable feel
- pedestals available in pencil/box/file (P/B/F) or file/file (F/F) to personalize office organization
- standard lock and key for pedestals to keep valuables and confidential items safe
- offered in a bourbon cherry finish on cherry veneer with bird's-eye maple inner panels for a more traditional look, or rich espresso finish on walnut veneer with frosted glass and brushed silver accents for a more modern aesthetic
- matching espresso hutches and wall cabinets feature frosted glass doors, and hutches and wall cabinets in bourbon cherry feature wood doors to maintain the specific style of each desk
- coordinates seamlessly with Sorrento Conference (pg. 40) and Reception Furniture (pg. 42) for a cohesive and professional look





SPECS

MODEL NUMBER	DESCRIPTION	OVERALL W x D x H
<b>A</b> SDBBB72 ♦	DOUBLE PEDESTAL BOW FRONT DESK, PBF/PBF PEDESTAL	72 x 39 x 29½"
SDBBF72 ♦	DOUBLE PEDESTAL BOW FRONT DESK, PBF/FF PEDESTAL	72 x 39 x 29½"
SDSBB72 ♦	DOUBLE PEDESTAL STRAIGHT FRONT DESK, PBF/PBF PEDESTAL	72 x 30 x 29½"
SDSBF72 ♦	DOUBLE PEDESTAL STRAIGHT FRONT DESK, PBF/FF PEDESTAL	72 x 30 x 29½"
SCBB72 ♦	DOUBLE PEDESTAL CREDENZA, PBF/PBF PEDESTAL	72 x 24 x 29½"
<b>B</b> SCBF72 ♦	DOUBLE PEDESTAL CREDENZA, PBF/FF PEDESTAL	72 x 24 x 29½"
<b>I</b> SCFF72 ♦	DOUBLE PEDESTAL CREDENZA, FF/FF PEDESTAL	72 x 24 x 29½"
SCD ♦	CENTER DRAWER FOR DESKS AND CREDENZAS	30 x 21¼ x 2½"
<b>C</b> SHA72SCR ♦	BOURBON CHERRY HUTCH WITH WOOD DOORS	72 x 15 x 52½"
SHA72SESP ♦	ESPRESSO HUTCH WITH FROSTED GLASS DOORS	72 x 15 x 52½"
<b>D</b> SHH ♦	HORIZONTAL HUTCH ORGANIZER	17½ x 12½ x 19¾"
<b>E</b> SHV ♦	VERTICAL HUTCH ORGANIZER	17½ x 12½ x 19¾"
FTB72	TACK BOARD FOR HUTCH	69 x 18½"
EZDP	LED UNDER CABINET TASKLIGHT	16 x 5/8 x 3/8"
<b>F</b> SWRD ♦	WARDROBE CABINET	24 x 18 x 76"
SB5 ♦	5 SHELF BOOKCASE	36 x 15 x 70"
SBQ5 ♦	5 SHELF QUARTER ROUND BOOKCASE	18 x 18 x 70"
SLF2 ♦	2 DRAWER LATERAL FILE	36 x 18 x 29½"
<b>G</b> SLCSCR ♦	BOURBON CHERRY LOW WALL CABINET WITH WOOD DOORS	72 x 24 x 29½"
SLCESP ♦	ESPRESSO LOW WALL CABINET WITH FROSTED GLASS DOORS	72 x 24 x 29½"
SBUFSCR ♦	BOURBON CHERRY BUFFET CABINET WITH WOOD DOORS	72 x 24 x 36"
SBUFESP ♦	ESPRESSO BUFFET CABINET WITH FROSTED GLASS DOORS	72 x 24 x 36"
SURBBB72 ♦	BOW FRONT U-STATION (RIGHT) WITH 2 P/B/F PEDESTALS	72 x 111 x 29½"
SULBBB72 ♦	BOW FRONT U-STATION (LEFT) WITH 2 P/B/F PEDESTALS	72 x 111 x 29½"
SURBBF72 ♦	BOW FRONT U-STATION (RIGHT) WITH F/F & P/B/F PEDESTALS	72 x 111 x 29½"
SULBBF72 ♦	BOW FRONT U-STATION (LEFT) WITH F/F & P/B/F PEDESTALS	72 x 111 x 29½"
SLRBBB72 ♦	BOW FRONT DESK (RIGHT) WITH RETURN & 2 P/B/F PEDESTALS	72 x 87 x 29½"
SLLBBB72 ♦	BOW FRONT DESK (LEFT) WITH RETURN & 2 P/B/F PEDESTALS	72 x 87 x 29½"
SLRBBF72 ♦	BOW FRONT DESK (RIGHT) WITH RETURN, P/B/F & F/F PEDESTALS	72 x 87 x 29½"
SLLBBF72 ♦	BOW FRONT DESK (LEFT) WITH RETURN, P/B/F & F/F PEDESTALS	72 x 87 x 29½"
SLLSBB72 ♦	STRAIGHT FRONT DESK (LEFT) WITH RETURN, 2 P/B/F PEDESTALS	72 x 87 x 29½"
SLLSBF72 ♦	STRAIGHT FRONT DESK (LEFT) WITH RETURN, P/B/F & F/F PEDESTALS	72 x 87 x 29½"
SLRSBB72 ♦	STRAIGHT FRONT DESK (RIGHT) WITH RETURN, 2 P/B/F PEDESTALS	72 x 87 x 29½"
SLRSBF72 ♦	STRAIGHT FRONT DESK (RIGHT) WITH RETURN, P/B/F & F/F PEDESTALS	72 x 87 x 29½"
SULSBB72 ♦	STRAIGHT FRONT U-STATION (LEFT) WITH 2 P/B/F PEDESTALS	72 x 111 x 29½"
SULSBF72 ♦	STRAIGHT FRONT U-STATION (LEFT) WITH F/F & P/B/F PEDESTALS	72 x 111 x 29½"
SURSB72 ♦	STRAIGHT FRONT U-STATION (RIGHT) WITH 2 P/B/F PEDESTALS	72 x 111 x 29½"
SURSBF72 ♦	STRAIGHT FRONT U-STATION (RIGHT) WITH F/F & P/B/F PEDESTALS	72 x 111 x 29½"
<b>H</b> STD ♦	TABLE DESK	72 x 36 x 29½"
SSFA ♦	SOFA TABLE	16 x 60 x 30"
SCFT ♦	COFFEE TABLE	48 x 24 x 15"
SET ♦	END TABLE	24 x 24 x 24"

♦ THESE PRODUCTS ARE SUBJECT TO CALIFORNIA PROPOSITION 65. PLEASE VISIT THE PRODUCT DETAIL PAGE ON OUR WEBSITE FOR SPECIFIC INFORMATION.

AESTHETICS

VENEER FINISH OPTIONS



SCR BOURBON CHERRY / ESP ESPRESSO



VENEER DETAIL - BIRD'S EYE MAPLE INSET - BOURBON CHERRY



CONVENIENT ACCESS PANEL



# SORRENTO CONFERENCE

- conference series brings sophistication to make meeting spaces complete and ready for any meeting
- available in a range of sizes to fit a variety of needs, from a 48" round table to 6, 8, 10, 12, 18, 24 or 30' boat or rectangular tables
- concealed cabling chimneys in oval base legs route cords from table to floor for organization and concealment
- available in two colors and two shapes for space customization, choice of color dictates table shape; boat shaped tables only available in espresso and rectangular tables only available in bourbon cherry
- matching presentation board features tack board door panel and magnetic whiteboard for a variety of presentation uses
- coordinates seamlessly with Sorrento Casegoods (pg. 38) and Reception Furniture (pg. 42) for a cohesive and professional look





SPECS

MODEL NUMBER	DESCRIPTION	OVERALL W x D x H
SC30 ♦	30' CONFERENCE TABLE	360 x 54 x 29½"
SC24 ♦	24' CONFERENCE TABLE	288 x 54 x 29½"
SC18 ♦	18' CONFERENCE TABLE	216 x 54 x 29½"
A SC12 ♦	12' CONFERENCE TABLE	144 x 54 x 29½"
SC10 ♦	10' CONFERENCE TABLE	120 x 48 x 29½"
SC8 ♦	8' CONFERENCE TABLE	96 x 42 x 29½"
SC6 ♦	6' CONFERENCE TABLE	72 x 36 x 29½"
B SCR48 ♦	48" ROUND CONFERENCE TABLE	48" DIA x 29½"
C SCWB ♦	PRESENTATION BOARD	48 x 3¼ x 48"
D SLCSCR ♦	BOURBON CHERRY LOW WALL CABINET W/WOOD DOORS	72 x 24 x 29½"
SLGESP ♦	ESPRESSO LOW WALL CABINET W/FROSTED GLASS DOORS	72 x 24 x 29½"
SBUFSCR ♦	BOURBON CHERRY BUFFET CABINET W/WOOD DOORS	72 x 24 x 36"
E SBUFESP ♦	ESPRESSO BUFFET CABINET W/FROSTED GLASS DOORS	72 x 24 x 36"
F SB5 ♦	5 SHELF BOOKCASE	36 x 15 x 70"

♦ THESE PRODUCTS ARE SUBJECT TO CALIFORNIA PROPOSITION 65. PLEASE VISIT THE PRODUCT DETAIL PAGE ON OUR WEBSITE FOR SPECIFIC INFORMATION.



BOAT SHAPED TABLE ONLY AVAILABLE IN ESPRESSO FINISH.



RECTANGLE TABLE ONLY AVAILABLE IN BOURBON CHERRY FINISH.

AESTHETICS

VENEER FINISH OPTIONS



SCR BOURBON CHERRY / ESP ESPRESSO



# SORRENTO RECEPTION

- reception series brings office sophistication with feature-rich solutions for a welcoming first impression
- standard matching pedestals pencil/box/file (P/B/F) and one file/file (F/F) on desks, one P/B/F desk pedestal and one F/F return pedestal on stations for maximum organization
- includes a technology access panel for convenient connectivity
- center drawers standard on all configurations for organization and convenience
- choose between bourbon cherry veneer or espresso veneer to customize the workspace
- choice of granite or veneer counter tops to add style to any reception area
- coordinates seamlessly with Sorrento Conference (pg. 40) and Casegoods (pg. 38) for workspace cohesion





SPECS

MODEL NUMBER	DESCRIPTION	OVERALL W x D x H
SRCD ♦	RECEPTION DESK, VENEER COUNTER	72 x 39 x 45"
A SRCDM ♦	RECEPTION DESK, GRANITE COUNTER	72 x 39 x 45"
B SRCSL ♦	RECEPTION STATION (LEFT), VENEER COUNTER, RETURN, F/F AND P/B/F PEDESTALS	72 x 87 x 29½"
SRCSLM ♦	RECEPTION STATION (LEFT), GRANITE COUNTER, RETURN, F/F AND P/B/F PEDESTALS	72 x 87 x 29½"
SRCSR ♦	RECEPTION STATION (RIGHT), VENEER COUNTER, RETURN, F/F AND P/B/F PEDESTALS	72 x 87 x 29½"
SRCSRМ ♦	RECEPTION STATION (RIGHT), GRANITE COUNTER, RETURN, F/F AND P/B/F PEDESTALS	72 x 87 x 29½"

♦ THESE PRODUCTS ARE SUBJECT TO CALIFORNIA PROPOSITION 65. PLEASE VISIT THE PRODUCT DETAIL PAGE ON OUR WEBSITE FOR SPECIFIC INFORMATION.

AESTHETICS

VENEER FINISH OPTIONS



SCR BOURBON CHERRY /  
ESP ESPRESSO

GRANITE



B



# STERLING DESKING

- desk series combines durable laminates with sophisticated style for bold private or collaborative workspaces
- Sterling's sweeping curves and beveled edges uniquely frame textured work surfaces
- each desk is hand-crafted with a 1 $\frac{5}{8}$ " thick surface and knife edge profile
- matching pedestals available in pencil/box/file (P/B/F), box/box/file (B/B/F) or file/file (F/F) with drawer pulls in standard chrome to meet storage needs
- line includes a variety of hutches to optimize and diversify storage spaces with acrylic hutch doors that slide effortlessly
- lock and key for pedestals to keep valuables and confidential items safe
- modesty panels are acrylic and recessed on desks, laminate modesty panel on credenzas
- available in textured driftwood, textured brown sugar and textured mocha to complement any working environment
- supporting accents are chrome
- coordinates seamlessly with Sterling Conference (pg. 46) and Reception Furniture (pg. 48)



PROP 65



SPECS

MODEL NUMBER	DESCRIPTION	OVERALL W x D x H
<b>A</b> STED72B ♦	DESK WITH 2 B/B/F PEDESTALS	72 x 39 x 29½"
STED72BF ♦	DESK WITH B/B/F AND F/F PEDESTALS	72 x 39 x 29½"
STED72F ♦	DESK WITH 2 F/F PEDESTALS	72 x 39 x 29½"
<b>B</b> STEC72B ♦	CREDENZA WITH 2 B/B/F PEDESTALS	72 x 23 x 29½"
STEC72BF ♦	CREDENZA WITH B/B/F AND F/F PEDESTALS	72 x 23 x 29½"
STEC72F ♦	CREDENZA WITH 2 F/F PEDESTALS	72 x 23 x 29½"
STRD72B ♦	DESK (RIGHT) WITH 1 B/B/F	72 x 36 x 29½"
STRD72F ♦	DESK (RIGHT) WITH 1 F/F	72 x 36 x 29½"
STRD66B ♦	DESK (RIGHT) WITH 1 B/B/F	66 x 30 x 29½"
STRD66F ♦	DESK (RIGHT) WITH 1 F/F	66 x 30 x 29½"
STLD72B ♦	DESK (LEFT) WITH 1 B/B/F	72 x 36 x 29½"
STLD72F ♦	DESK (LEFT) WITH 1 F/F	72 x 36 x 29½"
STLD66B ♦	DESK (LEFT) WITH 1 B/B/F	66 x 30 x 29½"
STLD66F ♦	DESK (LEFT) WITH 1 F/F	66 x 30 x 29½"
STC72B ♦	CREDENZA WITH 1 B/B/F PEDESTAL	72 x 23 x 29½"
STC72F ♦	CREDENZA WITH 1 F/F PEDESTAL	72 x 23 x 29½"
STC66B ♦	CREDENZA WITH 1 B/B/F PEDESTAL	66 x 23 x 29½"
STC66F ♦	CREDENZA WITH 1 F/F PEDESTAL	66 x 23 x 29½"
STLC84 ♦	LOW WALL CABINET	84 x 23 x 29½"
<b>C</b> STLC72 ♦	LOW WALL CABINET	72 x 23 x 29½"
STEB ♦	BRIDGE	48 x 21¼ x 29½"
<b>D</b> STEBH2 ♦	2-STAGE HEIGHT-ADJUSTABLE BRIDGE	48 x 21¼ x 28-47½"
STEBH3 ♦	3-STAGE HEIGHT-ADJUSTABLE BRIDGE	48 x 21¼ x 28-50"
STERR48B ♦	RETURN (RIGHT) WITH 1 B/F/F PEDESTAL	48 x 24 x 29½"
STERR48F ♦	RETURN (RIGHT) WITH 1 F/F PEDESTAL	48 x 24 x 29½"
STERL48B ♦	RETURN (LEFT) WITH 1 B/F/F PEDESTAL	48 x 24 x 29½"
<b>E</b> STERL48F ♦	RETURN (LEFT) WITH 1 F/F PEDESTAL	48 x 24 x 29½"
ACD ♦	CENTER DRAWER	25 x 19 x 2"
<b>F</b> STEH72 ♦	WALL MOUNT HUTCH	72 x 15½ x 17"
STEH66 ♦	WALL MOUNT HUTCH	66 x 15½ x 17"
STEDPH72 ♦	HUTCH WITH 2 SETS OF SHELVES	72 x 16½ x 41½"
STESPH72 ♦	HUTCH WITH 1 SET OF SHELVES	72 x 16½ x 41½"
STESPH66 ♦	HUTCH WITH 1 SET OF SHELVES	66 x 16½ x 41½"
<b>G</b> STELF ♦	2 DRAWER LATERAL FILE	36 x 23 x 29½"
STESC	STORAGE CABINET	36 x 23 x 29½"
STEB2 ♦	2 SHELF BOOKCASE	36 x 23 x 29½"
STEC ♦	1 DRAWER LATERAL FILE WITH SLIDING ACRYLIC DOOR	36 x 23 x 29½"
<b>H</b> STSCAD ♦	UPPER STORAGE CABINET WITH ACRYLIC DOORS	36 x 24 x 41½"
STSCWD ♦	UPPER STORAGE CABINET WITH LAMINATE DOORS	36 x 24 x 41½"
<b>I</b> STSCB3 ♦	3 SHELF UPPER BOOKCASE	36 x 15½ x 41¼"

♦ THESE PRODUCTS ARE SUBJECT TO CALIFORNIA PROPOSITION 65. PLEASE VISIT THE PRODUCT DETAIL PAGE ON OUR WEBSITE FOR SPECIFIC INFORMATION.

AESTHETICS

LAMINATE FINISH OPTIONS



TBS TEXTURED BROWN SUGAR / TDC TEXTURED MOCHA / TDW TEXTURED DRIFTWOOD



# STERLING CONFERENCE

- make any meeting space the powerhouse of the office with conference tables that give any conference room a bold and contemporary look
- laminate tabletop provides a durable work surface
- features sweeping curves and beveled edges that uniquely frame the textured work surfaces
- cable chimney in the conference table legs for cable management from surface to floor
- each conference table features a 1 $\frac{5}{8}$ " thick surface and knife edge profile
- table available in 42" and 8, 10, 12, 14 and 16 foot lengths to accommodate any conference room
- available in textured driftwood, textured brown sugar and textured mocha to complement any working environment
- surface and base will ship separately
- Sterling Conference coordinates seamlessly with Sterling Casegoods (pg. 44) and Reception Furniture (pg. 48)



IMAGE FEATURES MERCADO™ ALLIANCE CHAIR (PG. 93)

PROP 65



SPECS

MODEL NUMBER	DESCRIPTION	OVERALL W x D x H
STC16 ♦	16' CONFERENCE TABLE	192 x 48" x 29½"
STC14 ♦	14' CONFERENCE TABLE	168 x 48" x 29½"
A STC12 ♦	12' CONFERENCE TABLE	144 x 48" x 29½"
STC10 ♦	10' CONFERENCE TABLE	120 x 48" x 29½"
STC8 ♦	8' CONFERENCE TABLE	96 x 42" x 29½"
B STC42 ♦	42" SQUARE CONFERENCE TABLE	42 x 42" x 29½"
STLC84 ♦	LOW WALL CABINET	84 x 23" x 29½"
C STLC72 ♦	LOW WALL CABINET	72 x 23" x 29½"
D STESC ♦	STORAGE CABINET	36 x 23" x 29½"
E STSCAD ♦	UPPER STORAGE CABINET WITH ACRYLIC DOORS	36 x 15½" x 41⅞"
F STSCWD ♦	UPPER STORAGE CABINET WITH LAMINATE DOORS	36 x 15½" x 41⅞"
G STSCB3 ♦	UPPER 3 SHELF BOOKCASE	36 x 15½" x 41⅞"
STEB2 ♦	FREESTANDING 2 SHELF BOOKCASE	36 x 23" x 29½"
H AVPB ♦	PRESENTATION BOARD	48 x 2½" x 48"

♦ THESE PRODUCTS ARE SUBJECT TO CALIFORNIA PROPOSITION 65. PLEASE VISIT THE PRODUCT DETAIL PAGE ON OUR WEBSITE FOR SPECIFIC INFORMATION.

AESTHETICS

LAMINATE FINISH OPTIONS



TBS TEXTURED BROWN SUGAR / TDC TEXTURED MOCHA / TDW TEXTURED DRIFTWOOD



# STERLING RECEPTION

- welcoming reception space with sweeping curves and beveled edges uniquely frame textured work surfaces
- each reception piece features a 1 $\frac{5}{8}$ " thick surface with knife edge profile
- choose from two reception station sizes and add storage pedestals that will best fit reception needs
- pedestals available in box/box/file (B/B/F) or file/file (F/F) for storage and the drawer pulls and standoffs are standard in chrome
- lock and key for pedestals to keep valuables and confidential items safe
- available in textured driftwood, textured brown sugar and textured mocha
- the Sterling Reception Collection coordinates seamlessly with Sterling Conference (pg. 46) and Sterling Caseloads (pg. 44) Collections



PROP 65



SPECS

MODEL NUMBER	DESCRIPTION	OVERALL W x D x H
<b>A</b> STRC72 ♦	RECEPTION STATION	72 x 37½ x 42¾"
STRC96 ♦	RECEPTION STATION	96 x 37½ x 42¾"
STG30 ♦	RECEPTION STATION WITH B/B/F AND F/F PEDESTALS	96 x 37½ x 42¾"
<b>B</b> STG31	RECEPTION STATION WITH B/B/F PEDESTAL AND 1 DRAWER LATERAL FILE WITH SLIDING ACRYLIC DOOR	96 x 80½ x 42¾"
STG33 ♦	RECEPTION STATION WITH B/B/F PEDESTALS	72 x 37½ x 42¾"
STG34 ♦	RECEPTION STATION AND 1 DRAWER LATERAL FILE AND SLIDING ACRYLIC DOOR	72 x 80½ x 42¾"
STERC ♦	1 DRAWER LATERAL FILE WITH SLIDING ACRYLIC DOOR	43 x 24 x 29½"
<b>C</b> STERC1F ♦	36" FREESTANDING 2-DRAWER LATERAL FILE	36 x 23 x 29½"
STERC3C ♦	36" FREESTANDING WOOD STORAGE CABINET	36 x 23 x 29½"
<b>D</b> STERC82 ♦	36" FREESTANDING 2-DRAWER BOOKCASE	36 x 23 x 29½"

♦ THESE PRODUCTS ARE SUBJECT TO CALIFORNIA PROPOSITION 65. PLEASE VISIT THE PRODUCT DETAIL PAGE ON OUR WEBSITE FOR SPECIFIC INFORMATION.



AESTHETICS

LAMINATE FINISH OPTIONS



TBS TEXTURED BROWN SUGAR / TDC TEXTURED MOCHA / TDW TEXTURED DRIFTWOOD





# S E A T I N G

# SASSY®

- modern designed chair available in guest stack and manager styles
- breathable, flexible s-wave design to keep users comfortable
- flexes to form with the natural shape of the body
- available in three plastic colors with arms
- frames and arms are steel with a silver powder coat; manager bases are aluminum with silver powder coat
- guest chair stacks six high
- see full line pricer or website for custom options



## SPECS

MODEL NUMBER	DESCRIPTION	COLOR	OVERALL W x D x H
<b>A</b> 4182BL	PLASTIC MANAGER CHAIR WITH ARMS	BLACK	25½ x 24½ x 33-38"
<b>B</b> 4182GS	PLASTIC MANAGER CHAIR WITH ARMS	GRASS	25½ x 24½ x 33-38"
4182WH	PLASTIC MANAGER CHAIR WITH ARMS	WHITE	25½ x 24½ x 33-38"
4183BL	PLASTIC GUEST STACK CHAIR WITH CASTERS & ARMS	BLACK	25½ x 22¾ x 34¼"
4183GS	PLASTIC GUEST STACK CHAIR WITH CASTERS & ARMS	GRASS	25½ x 22¾ x 34¼"
<b>C</b> 4183WH	PLASTIC GUEST STACK CHAIR WITH CASTERS & ARMS	WHITE	25½ x 22¾ x 34¼"

## AESTHETICS

### PLASTIC COLOR



BL BLACK / GS GRASS / WH WHITE





# REVE™

- versatile chair available in numerous styles and color options
- available in guest stack, manager, extended-height, counter-height and bistro-height styles
- guest chairs stack up to five high while on the floor
- sled base guest chair stacks 18 high with 4190SL chair cart (see pg 71)
- perforated seat allows breathability for all day comfort
- see more detail on mesh extended-height chair on pg. 100
- see full line pricer or website for custom options



D

## SPECS

MODEL NUMBER	DESCRIPTION	COLOR	OVERALL W x D x H
6806BL	BISTRO-HEIGHT CHAIR, ROUND BACK	BLACK	19¼ x 23½ x 47½"
D 6806GN	BISTRO-HEIGHT CHAIR, ROUND BACK	GREEN	19¼ x 23½ x 47½"
6806BU	BISTRO-HEIGHT CHAIR, ROUND BACK	BLUE	19¼ x 23½ x 47½"
6806LT	BISTRO-HEIGHT CHAIR, ROUND BACK	LATTE	19¼ x 23½ x 47½"
6803BL	MANAGER CHAIR, ROUND BACK, BLACK UPHOLSTERED SEAT	BLACK	24 x 24 x 35½-39"
6803LT	MANAGER CHAIR, ROUND BACK, BLACK UPHOLSTERED SEAT	LATTE	24 x 24 x 35½-39"
6809MH	MANAGER CHAIR, ROUND PLASTIC WOOD BACK, BLACK UPHOLSTERED SEAT	MAHOGANY	24 x 24 x 35½-39"
6809NA	MANAGER CHAIR, ROUND PLASTIC WOOD BACK, BLACK UPHOLSTERED SEAT	NATURAL	24 x 24 x 35½-39"
6807BL	MANAGER CHAIR, SQUARE BACK, BLACK UPHOLSTERED SEAT	BLACK	24 x 24 x 35½-39"
E 6807LT	MANAGER CHAIR, SQUARE BACK, BLACK UPHOLSTERED SEAT	LATTE	24 x 24 x 35½-39"
6804BL	GUEST STACK CHAIR SLED BASE, ROUND BACK	BLACK	19¼ x 23½ x 33½"
6804GN	GUEST STACK CHAIR SLED BASE, ROUND BACK	GREEN	19¼ x 23½ x 33½"
6804BU	GUEST STACK CHAIR SLED BASE, ROUND BACK	BLUE	19¼ x 23½ x 33½"
6804LT	GUEST STACK CHAIR SLED BASE, ROUND BACK	LATTE	19¼ x 23½ x 33½"
6810MH	GUEST STACK CHAIR SLED BASE, ROUND PLASTIC WOOD BACK	MAHOGANY	19¼ x 23½ x 33½"
6810NA	GUEST STACK CHAIR SLED BASE, ROUND PLASTIC WOOD BACK	NATURAL	19¼ x 23½ x 33½"
6805BL	GUEST STACK CHAIR STRAIGHT LEG, ROUND BACK	BLACK	19 x 24½ x 33½"
F 6805BU	GUEST STACK CHAIR STRAIGHT LEG, ROUND BACK	BLUE	19 x 24½ x 33½"
6805LT	GUEST STACK CHAIR STRAIGHT LEG, ROUND BACK	LATTE	19 x 24½ x 33½"
G 6808BLP	PLASTIC SEAT NESTING CHAIR, ROUND BACK	BLACK	25½ x 25 x 35½"
6808BLU	UPHOLSTERED SEAT NESTING CHAIR, ROUND BACK	BLACK	19 x 24½ x 33½"
H 6815BL	COUNTER-HEIGHT CHAIR, ROUND BACK	BLACK	19¼ x 23½ x 40½"
6820BL	MESH EXTENDED-HEIGHT CHAIR	BLACK	26 x 26 x 39-49"



H



E

GUEST STACK CHAIRS PACKED 2 PER CARTON, NOT SOLD INDIVIDUALLY

## AESTHETICS

### PLASTIC COLOR



BL BLACK / BU BLUE / GN GREEN / LT LATTE

### PLASTIC WOOD COLOR



MH MAHOGANY / NA NATURAL



G



F

\*ALL PLASTIC SEAT AND BACK REVE CHAIRS MEET CAL 133 STANDARDS (EXCEPT REVE PLASTIC WOOD FINISH).

# V Y™

- all styles rated up to 350 lbs.
- available in stack, counter and bistro-height styles
- stack chair available in sled base or straight leg frame
- available in black, blue or green
- bistro and counter-height available in sled base only
- sled base has wall saver frame to protect walls from damage
- steel powder coat frame with silver finish for durability
- guest chair stacks up to five high on the floor and up to 15 high on cart
- packed two per carton, not sold individually
- see full line pricer or website for custom options



## SPECS

MODEL NUMBER	DESCRIPTION	COLOR	OVERALL W x D x H
4291BL	STRAIGHT LEG CHAIR WITH CASTERS	BLACK	22½ x 19½ x 32½"
<b>A</b> 4291GN	STRAIGHT LEG CHAIR WITH CASTERS	GREEN	22½ x 19½ x 32½"
4291BU	STRAIGHT LEG CHAIR WITH CASTERS	BLUE	22½ x 19½ x 32½"
<b>B</b> 4292BL	SLED BASE CHAIR	BLACK	22½ x 19½ x 32½"
4292GN	SLED BASE CHAIR	GREEN	22½ x 19½ x 32½"
4292BU	SLED BASE CHAIR	BLUE	22½ x 19½ x 32½"
4295BL	SLED BASE BISTRO-HEIGHT CHAIR	BLACK	18 x 22 x 45"
4295GN	SLED BASE BISTRO-HEIGHT CHAIR	GREEN	18 x 22 x 45"
4295BU	SLED BASE BISTRO-HEIGHT CHAIR	BLUE	18 x 22 x 45"
<b>C</b> 4296BL	SLED BASE COUNTER-HEIGHT CHAIR	BLACK	18 x 22 x 40"
4296GN	SLED BASE COUNTER-HEIGHT CHAIR	GREEN	18 x 22 x 40"
4296BU	SLED BASE COUNTER-HEIGHT CHAIR	BLUE	18 x 22 x 40"



## AESTHETICS

### PLASTIC COLOR



BL BLACK / BU BLUE / GN GREEN

## OPTIONAL ACCESSORIES

- D** 4190SL SLED BASE CHAIR CART



350 LB. WEIGHT  
CAPACITY

# DIAZ™

- guest chairs stack four high
- black fabric or easy-to-clean black vinyl seat with silver powder coat base for durability
- black fabric or black mesh back; mesh is breathable for added comfort



## SPECS

MODEL NUMBER	DESCRIPTION	COLOR	OVERALL W x D x H
<b>E</b> 4194BL	UPHOLSTERED SEAT AND BACK GUEST CHAIR	BLACK	19½ x 18½ x 33½"
<b>F</b> 4194BV	UPHOLSTERED SEAT AND BACK GUEST CHAIR	BLACK VINYL	19½ x 18½ x 33½"
<b>G</b> 5009BL	UPHOLSTERED SEAT AND MESH BACK GUEST CHAIR	BLACK	19½ x 18½ x 33½"
<b>H</b> 5009BV	UPHOLSTERED SEAT AND MESH BACK GUEST CHAIR	BLACK VINYL	19½ x 18½ x 33½"

## AESTHETICS

### FABRIC OPTION



BL BLACK / BV BLACK VINYL





# BOSK<sup>®</sup>

- available in bistro-height stool or stack chair styles
- beechwood seat and back with chrome steel frame
- pads on bottom of chair seat prevents scratching when stacked
- stack chair stacks up to eight high and packed two per carton, not sold individually
- bistro-height stool requires assembly



## SPECS

	MODEL NUMBER	PRODUCT	COLOR	OVERALL W x D x H
	4298BH	STACK CHAIR	BEECH	19¼ x 18 x 33½"
A	4298ES	STACK CHAIR	ESPRESSO	19¼ x 18 x 33½"
B	4299BH	BISTRO-HEIGHT STOOL	BEECH	20¼ x 20½ x 35"
C	4299ES	BISTRO-HEIGHT STOOL	ESPRESSO	20¼ x 20½ x 35"



## AESTHETICS

### WOOD COLOR



BH BEECH / ES ESPRESSO



# CURRANT™ HIGH DENSITY STACK CHAIR

- easy to store and rearrange with grooved areas for fingers to grip
- solid steel rod frame provides a sturdy and stable seating option that is light enough to handle and move frequently
- optional ganging glides connect chairs to keep areas neat
- available in choice of plastic or mesh back for comfortable breathability
- available in choice of black seat and back with black frame, black seat and back with chrome frame, or red seat and back with red frame
- guest chair stacks up to 12 high on floor and up to 35 high on cart (4190SL)
- bistro chair stacks up to five high on the floor and on cart (4188)
- guest chair packed four per carton, not sold individually
- bistro chair packed two per carton, not sold individually



## SPECS

MODEL NUMBER	DESCRIPTION	FRAME COLOR	OVERALL W x D x H
<b>4271BB</b>	BLACK PLASTIC BACK GUEST CHAIR	BLACK	21 x 21 x 32"
<b>4271BC</b>	BLACK PLASTIC BACK GUEST CHAIR	CHROME	21 x 21 x 32"
<b>4271RR</b>	RED PLASTIC BACK GUEST CHAIR	RED	21 x 21 x 32"
<b>4271BM</b>	BLACK MESH BACK GUEST CHAIR	BLACK	21 x 21 x 32"
<b>4271CM</b>	BLACK MESH BACK GUEST CHAIR	CHROME	21 x 21 x 32"
<b>4271RM</b>	RED MESH BACK GUEST CHAIR	RED	21 x 21 x 32"
<b>4273BB</b>	BLACK PLASTIC BACK BISTRO CHAIR	BLACK	22¼ x 23½ x 44½"
<b>4273BC</b>	BLACK PLASTIC BACK BISTRO CHAIR	CHROME	22¼ x 23½ x 44½"
<b>4273RR</b>	RED PLASTIC BACK BISTRO CHAIR	RED	22¼ x 23½ x 44½"
<b>4273BM</b>	BLACK MESH BACK BISTRO CHAIR	BLACK	22¼ x 23½ x 44½"
<b>4273CM</b>	BLACK MESH BACK BISTRO CHAIR	CHROME	22¼ x 23½ x 44½"
<b>4273RM</b>	RED MESH BACK BISTRO CHAIR	RED	22¼ x 23½ x 44½"



## AESTHETICS

### COLOR OPTIONS



## OPTIONAL ACCESSORIES

- 4190SL** CHAIR CART
- 4188** CHAIR CART



# ESCALATE STACKING CHAIRS AND STOOLS

## OVERALL PRODUCT DETAILS

- available in bistro-height stool or as stack chair
- sleek and contemporary design suits any space
- sturdy chrome legs provide a solid base
- weight capacity of 250 lbs. per chair or stool
- ships assembled
- complements bistro line of bar-height hospitality tables

## PLASTIC CHAIR & STOOL

- available in black or white plastic seat and back to suit a variety of décor and personal preferences
- durable design and easy-to-clean materials
- stack chair is packed four per carton, stool is packed two per carton, not sold individually



## SPECS

MODEL NUMBER	DESCRIPTION	OVERALL W x D x H
<b>A</b> ESC2B	CHAIR WITH PLASTIC BACK AND SEAT, BLACK	19½ x 21½ x 32"
ESC2W	CHAIR WITH PLASTIC BACK AND SEAT, WHITE	19½ x 21½ x 32"
ESS2B	STOOL WITH PLASTIC BACK AND SEAT, BLACK	21½ x 23 x 43¾"
<b>B</b> ESS2W	STOOL WITH PLASTIC BACK AND SEAT, WHITE	21½ x 23 x 43¾"

## AESTHETICS

### PLASTIC COLOR



**B** BLACK / **W** WHITE

# BANDI™ STACK CHAIRS



- fun seating solution for break rooms, lounges, cafés and casual meeting areas
- the uniquely shaped shell of fiberglass reinforced polypropylene provides comfort, flexibility and durability
- easy to stack, store and rearrange
- tubular steel frame makes chair sturdy, but light for easy handling
- packed two per carton, not sold individually



## SPECS

MODEL NUMBER	COLOR	OVERALL W x D x H
4275BU	BLUE	23¾ x 19 x 31"
4275GN	GREEN	23¾ x 19 x 31"
4275RR	RED	23¾ x 19 x 31"
4275WH	WHITE	23¾ x 19 x 31"

## AESTHETICS

### PLASTIC COLOR



BU BLUE / GN GREEN / RD RED / WH WHITE

# SAFCO® STACK CHAIRS

- contoured design with generous seat and back for extra comfort
- high impact polypropylene seat and back
- tubular steel frame with black powder coat finish and plastic glides
- lightweight, 11 lb. chair
- stacks up to 15 high on floor and chair cart
- packed four per carton, not sold individually



## SPECS

MODEL NUMBER	COLOR	OVERALL W x D x H	SEAT HEIGHT	SEAT W x D	BACK W x H
4185BL	BLACK	21¼ x 17¾ x 30½"	18"	18½ x 16¼"	18¼ x 12¾"
4185BU	BLUE	21¼ x 17¾ x 30½"	18"	18½ x 16¼"	18¼ x 12¾"
4185CH	CHARCOAL	21¼ x 17¾ x 30½"	18"	18½ x 16¼"	18¼ x 12¾"

## AESTHETICS

### PLASTIC COLOR



BL BLACK / BU BLUE / CH CHARCOAL

## OPTIONAL ACCESSORIES

4188 CHAIR CART

# MOTO™ STACK CHAIRS

- mobile, stackable seating
- no need for chair cart, just stack-and-roll
- stacks four high
- fully upholstered back and seat
- fully assembled except casters
- packed two per carton, not sold individually



## SPECS

MODEL NUMBER	COLOR	OVERALL W x D x H	SEAT HEIGHT	SEAT W x D	BACK W x H
4184BL	BLACK	23½ x 23 x 31¼"	18"	17½ x 17"	18 x 13¾"

## AESTHETICS

### FABRIC COLOR



BL BLACK

## OPTIONAL ACCESSORIES

5132 HARD FLOOR CASTERS  
5138 2" NYLON GLIDES

# ZIPPI™ STACK CHAIR

- black plastic seat and back accented by four straight legs
- silver powder coat frame for durability
- casters allow for easy mobility
- stacks up to six high on floor
- packed two per carton
- contoured seat pan for comfort
- slit back allows for breathability to keep users cool
- also available in extended-height Zippi Stool 3386BL (pg. 1)



## SPECS

MODEL NUMBER	OVERALL W x D x H	SEAT HEIGHT	SEAT W x D	BACK W x H
3385BL	21½ x 18¾ x 33½"	17"	17½ x 18¼"	18¾ x 17¾"





# NEXT™ STACK AND BISTRO CHAIRS

## OVERALL PRODUCT DETAILS

- simple stack chair design makes it easy to stack out of the way when not in use to help save space, ideal for training or meeting rooms
- lightweight, tubular steel frame makes these chairs easy to pick up and move, rearrange or stack as needed
- contoured seat design with generous back for extra comfort
- perforated back provides breathability to keep users cool
- constructed of high impact polypropylene seat and back for long-lasting durability
- available in choice of black or white to suit personal preference or décor
- product weight capacity 275 lbs.



## NEXT STACK CHAIR

- stacks up to 8 high on the floor or 6 high on chair cart (4188) for convenient storage when not in use
- packed four per carton, not sold individually

## NEXT STACK CHAIR WITH CASTERS

- stacks up to 8 high on the floor or 6 high on chair cart (4188) for convenient storage when not in use
- carpet casters come standard
- packed 4 per carton, not sold individually
- optional add ons - hard floor casters 5135



## NEXT BISTRO CHAIR

- footrest may help support ergonomic comfort
- stacks up to 4 high on the floor for convenient storage when not in use
- packed 2 per carton, not sold individually



## SPECS

MODEL NUMBER	DESCRIPTION	OVERALL W x D x H	SEAT HEIGHT
<b>A</b> 4287BL	STACK CHAIR, BLACK	19½ x 20 x 32"	17½"
4287WH	STACK CHAIR, WHITE	19½ x 20 x 32"	17½"
4314BL	STACK CHAIR WITH CASTERS, BLACK	22 x 22x 33"	17½"
<b>B</b> 4314WH	STACK CHAIR WITH CASTERS, WHITE	22 x 22 x 33"	17½"
<b>C</b> 4315BL	BISTRO CHAIR, BLACK	21¼ x 46¼ x 20"	31½"
4315WH	BISTRO CHAIR, WHITE	21¼ x 46¼ x 20"	31½"

## AESTHETICS

### PLASTIC COLOR



BL BLACK / WH WHITE

## OPTIONAL ACCESSORIES

- 4188** CHAIR CART
- 5135** HARD FLOOR CASTERS\*

\*ONLY AVAILABLE FOR 4314

# EVENT SEATING

- multi-purpose seating ideal for everything from breakrooms to banquets
- lightweight design makes them easy to reconfigure, move or fold up and store
- polypropylene seat and back with steel powder-coat finish is easy-to-clean and provides long-lasting durability
- contoured, durable polyethylene seat and back
- arched cross-braces on the legs for exceptional strength
- integrated back handle for easy setup
- packed four per carton, not sold individually
- available in textured white



Learn **PROP 65** S

## SPECS

MODEL NUMBER	PRODUCT	COLOR	OVERALL W x D x H
5000FCWTDG ♦	DELUXE FOLDING CHAIR	TEXTURED WHITE	18½ x 21½ x 33¼"

## OPTIONAL ACCESSORIES

MODEL NUMBER	DESCRIPTION	CAPACITY	OVERALL W x D x H
5000CB	CHAIR CART FOR 5000FC	27 CHAIRS	44 x 19 x 74¼"

♦ THESE PRODUCTS ARE SUBJECT TO CALIFORNIA PROPOSITION 65. PLEASE VISIT THE PRODUCT DETAIL PAGE ON OUR WEBSITE FOR SPECIFIC INFORMATION.

# TWO-TIER CHAIR TRUCK

- easily move folding chairs from storage to setup area
- made of steel with powder coat finish for durability
- holds up to 84 folding chairs

**e** **S**

## SPECS

MODEL NUMBER	COLOR	OVERALL W x D x H
4199BL	BLACK	64½ x 33½ x 40¼"



# VALORÉ® TRAINING CHAIRS

- lightweight nesting chairs available in high-back or mid-back designs
- seats flip up for compact nesting storage to help save space when not in use
- high-back design features a gentle recline for optimal comfort
- mobile on dual-hooded casters for easy reconfiguration of space
- comfortable seat available in standard black fabric with chrome base
- breathable mesh back available in black or red in all models; silver mesh only available for high back
- ideal for use in training or teaming spaces
- also available as task chair on pg. 88
- see full line pricer or website for custom options



## SPECS

MODEL NUMBER	DESCRIPTION	OVERALL W x D x H	SEAT HEIGHT
<b>A</b> TSH1	HIGH BACK WITH ARMS	23 x 24 x 36½"	18½"
TSH2	HIGH BACK	20 x 24 x 36½"	18½"
<b>B</b> TSM2	MID BACK	21½ x 24½ x 36"	18½"

## AESTHETICS

### FABRIC COLOR

### MESH COLOR



BLACK



**BB BLACK / BR RED / BS SILVER\***  
\* ONLY AVAILABLE IN HIGH BACK



## OPTIONAL ACCESSORIES

<b>SCC4</b>	SOFT CHAIR CASTERS
<b>CHAIRGL</b>	CHAIR GLIDES



IMAGE FEATURES FLIP-N-GO® TABLES (PG. 128).

# THESIS™ TRAINING CHAIRS

- versatile training chair allows stacking up to four high, or nesting to help save space when not in use
- available without arms, with flip arms or arms with right-hand tablet for use of notebooks, sketch pads, tablets, etc.
- mobile on four casters for easy reconfiguration of space as needed
- customize the training environment with a flexible back or a fixed back
- cushioned seat comes standard in black fabric
- also available as stool on pg. 104
- see full line pricer or website for custom options



## SPECS

	MODEL NUMBER	DESCRIPTION	SEAT/BACK COLOR	OVERALL W x D x H	SEAT HEIGHT
<b>D</b>	KTS1SGBLK	STATIC BACK WITH ARMS	BLACK/GRAY	22¼ x 22½ x 33"	18"
	KTS2SGBLK	STATIC BACK	BLACK/GRAY	22¼ x 22½ x 33"	18"
<b>D</b>	KTS3SGBLK	STATIC BACK WITH ARMS & TABLET	BLACK/GRAY	24 x 26¾ x 33"	18"
<b>E</b>	KTX1SBBLK	FLEX BACK WITH ARMS	BLACK/BLACK	22¼ x 21¼ x 33¼"	18"
<b>F</b>	KTX2SBBLK	FLEX BACK	BLACK/BLACK	22¼ x 21¼ x 33¼"	18"
<b>G</b>	KTX3SBBLK	FLEX BACK WITH ARMS & TABLET	BLACK/BLACK	24 x 25½ x 33¼"	18"



## OPTIONAL ACCESSORIES

GLCHAIR4 CHAIR GLIDES



## XTC® NESTING CHAIRS

- nesting allows for easy workspace setup and storage
- black plastic back with option of black plastic seat or black upholstered seat
- packed two per carton, not sold individually
- seat flips up for compact storage



### SPECS

MODEL NUMBER	DESCRIPTION	OVERALL W x D x H	SEAT HEIGHT	SEAT W x D	BACK W x H
<b>B</b> 3480BL	PLASTIC SEAT	24 x 21½ x 30¼"	18"	17¾ x 17¾"	19¼ x 8½"
<b>C</b> 3481BL	UPHOLSTERED SEAT, BLACK	24 x 21½ x 30¼"	18"	17¾ x 17¾"	19¼ x 8½"

### OPTIONAL ACCESSORIES

5132	HARD FLOOR CASTERS
5138	2" NYLON GLIDES

## SWIVEL KEG SEATING

- 360° swivel
- swivel mechanism hidden in base
- silver powder coated steel base
- available in black fabric
- use as alternative seating in offices, or in meeting spaces, collaboration areas and reception spaces
- see full line pricer or website for custom options



### SPECS

MODEL NUMBER	COLOR	SEAT HEIGHT	SEAT DIA
5050BL	BLACK	20"	16¼"



# COSY™ SOCIAL CHAIR

- flexible back shell creates a comfortable and supportive chair for use in collaboration areas and touchdown spaces
- features an automatic swivel return cylinder
- arms set back to maximize leg room for a more comfortable sit
- available in a 4-prong stationary base or 5-star, height-adjustable base on casters for easy mobility
- comfortable seat and back cushion in black
- rated up to 250 lbs.
- see full line pricer or website for custom options



## SPECS

	MODEL NUMBER	DESCRIPTION	OVERALL W x D x H	SEAT HEIGHT
A	BU4BB	4-PRONG BASE AND GLIDES	29 x 27½ x 31½"	18"
B	BU5BB	5-STAR HEIGHT-ADJUSTABLE BASE	29 x 27½ x 31½-36"	18"





## PRESTIGE LOUNGE COLLECTION

- Lounge Collection combines plush comfort and style well-suited for welcoming guests and employees in any space
- solid hardwoods and genuine leather upholstery provide modern lines and easy-to-clean seating solutions
- available in three size options: chair, settee and sofa, to meet the needs of any hospitality space
- the chair seats one adult, the settee seats two adults and the sofa seats three adults comfortably
- available in black leather with black legs for a sleek and seamless look
- optional foot kits are available in black



### SPECS

MODEL NUMBER	DESCRIPTION	OVERALL W x D x H
<b>C</b> VCL1	LEATHER LOUNGE CHAIR	33¼ x 29 x 29¼"
<b>D</b> VCL2	LEATHER LOUNGE SETTEE	53½ x 29 x 29¼"
<b>E</b> VCL3	LEATHER LOUNGE SOFA	77½ x 29 x 29¼"



## SANTA CRUZ® LOUNGE COLLECTION

- create a comfortable and welcoming environment for all of guests with a variety of lounge seating options
- available in three size options: chair, settee and sofa, to meet the needs of any hospitality space
- the chair seats one adult, the settee seats two adults and the sofa seats three adults comfortably
- optional matching storage ottoman (black interior) with four casters for easy mobility
- available in genuine white, black or almond leather upholstery to create a cohesive look throughout the working environment
- contoured arms provide additional comfort
- black legs are standard




### SPECS

MODEL NUMBER	DESCRIPTION	OVERALL W x D x H
<b>A</b> VCC1	CHAIR	36 x 34¼ x 32¼"
<b>B</b> VCC2	SETTEE	55 x 34¼ x 32¼"
<b>C</b> VCC3	SOFA	75¼ x 34 x 32¼"
VCC3L	FOOT KIT	2 x 3 x 3½"

### AESTHETICS

#### LEATHER COLOR



BLKA ALMOND / BLKW WHITE / BLKB BLACK

#### FOOT KIT COLOR



SCR SIERRA CHERRY / SLV SILVER / BLK BLACK





# SANTA CRUZ<sup>®</sup> MOBILE LOUNGE COLLECTION

- mobile lounge seating encourages collaboration and flexibility in any office environment, from reception areas to gathering spaces
- includes heavy-duty black double wheel casters in the front, black wood feet in the back for ease of movement and reconfiguration
- available with or without movable, wooden tablet surface for mobile working, right mounted only
- mobile chair tablet (15"W x 12"D), includes a 360° swivel, tablet height is 27" to accommodate most users comfortably
- available in genuine white, black or almond leather upholstery with contoured arms for comfort
- black or white tablet can be used with your choice of leather color
- brushed aluminum handle on chair back for easy mobility
- ottoman standard with four casters for easy mobility, removable lid for storage (black interior)



## SPECS

MODEL NUMBER	DESCRIPTION	OVERALL W x D x H
VCCM	MOBILE LOUNGE CHAIR	31 x 33 x 30¼"
<b>D</b> VCCMT	MOBILE LOUNGE CHAIR WITH TABLET	31 x 33 x 30¼"
<b>E</b> VCCS	STORAGE OTTOMAN	18½ x 18½ x 18½"

## AESTHETICS

### LEATHER COLOR



ALM ALMOND / BLK BLACK / WHT WHITE

# CONNECT™ TEAMING COLLECTION

## OVERALL PRODUCT DETAILS

- connect collaboration collection designed to help facilitate group work or to provide an alternative meeting space
- constructed of a butcher block wood base with an upholstered seat
- fabric seat available in gray and blue fabric
- products are easily moved to allow for reconfiguration based on the needs of the users or project
- collection includes a variety of table and bench sizes that can be used together to create a custom collaboration area in any space (on pg. 136)



## SITTING/PERCHING SEAT

- can be placed on its side for use alongside tables and desks or turned upright for a perch seating option
- features a handle for easy portability and for flipping from seated to perch position
- open compartment built into the back of the bench provides storage of bags or other personal items to maintain a clean workspace



B

## MOBILE BENCH

- casters allow bench to be moved for easy reconfiguration of spaces as needed
- mobile bench can be nested underneath the large table (5063NA on pg. 136) to provide more space
- see full line pricer or website for custom options



## SPECS

MODEL NUMBER	DESCRIPTION	COLOR	OVERALL W x D x H
A 5061BU	SITTING/PERCH BENCH	BLUE	27¼ x 14¼ x 19"
5061GR	SITTING/PERCH BENCH	GRAY	27¼ x 14¼ x 19"
B 5062BU	MOBILE BENCH	BLUE	60 x 20 x 20¼"
5062GR	MOBILE BENCH	GRAY	60 x 20 x 20¼"

## AESTHETICS

### FABRIC COLOR



BU BLUE / GR GRAY



A

# ENTOURAGE™ OUTDOOR/INDOOR STACK CHAIRS

- great for indoor or outdoor use
- constructed of one-piece, solid, molded resin
- curved back and contoured seat pan for comfort
- outdoor rated for UV protection
- stacks up to eight high
- packed four per carton, not sold individually
- complements Entourage Tables (pg. 143)

Learn S

## SPECS

MODEL NUMBER	COLOR	OVERALL W x D x H	SEAT HEIGHT	SEAT W x D	BACK W x H
4359GR	GRAY	19½ x 21½ x 30"	18"	18 x 17"	19½ x 12½"
4359WH	WHITE	19½ x 21½ x 30"	18"	18 x 17"	19½ x 12½"

## AESTHETICS

### PLASTIC COLOR



GR GRAY / WH WHITE



IMAGE FEATURES EVOS™ RECEPTACLE (PG. 296) & ENTOURAGE™ TABLES (PG. 143).



## COGO™ OUTDOOR/INDOOR STEEL CHAIRS

- multipurpose stacking chair perfect for outdoor or indoor use
- tubular steel construction with scratch-resistant powder coat finish for durability
- outdoor rated for UV protection
- curved back rest for comfort and open slat design for breathability
- durable nylon glides on feet guard against scratching or marring
- chairs stack up to eight high
- packed two per carton, not sold individually
- complements CoGo Tables (pg. 142) and Benches (pg. 87)

Learn **S**

### SPECS

	MODEL NUMBER	COLOR	OVERALL W x D x H
A	4360BL	BLACK	18½ x 22 x 28¾"
B	4360BU	BLUE	18½ x 22 x 28¾"
C	4360RD	RED	18½ x 22 x 28¾"
D	4360WH	WHITE	18½ x 22 x 28¾"

### AESTHETICS

#### FRAME COLOR



BL BLACK / BL BLUE / RD RED / WH WHITE



## COGO™ OUTDOOR/INDOOR STEEL BENCHES

- versatile outdoor/indoor steel bench
- UV and weather resistant, making it perfectly suited to outdoor spaces
- sturdy steel construction with powder coat finish for added durability
- available without back (4369) or with a supportive backrest (4368)
- choice of black, blue, white or red durable powder coat finish to suit individual preferences and space needs
- design and color choices complements CoGo line of chairs (pg. 142) and tables (pg. 86) to create a cohesive environment



### SPECS



MODEL NUMBER	DESCRIPTION	COLOR	OVERALL W x D x H
4368BL	OUTDOOR/INDOOR STEEL BENCH WITH BACK	BLACK	60 x 25 x 30"
4368BU	OUTDOOR/INDOOR STEEL BENCH WITH BACK	BLUE	60 x 25 x 30"
4368RD	OUTDOOR/INDOOR STEEL BENCH WITH BACK	RED	60 x 25 x 30"
4368WH	OUTDOOR/INDOOR STEEL BENCH WITH BACK	WHITE	60 x 25 x 30"
4369BL	OUTDOOR/INDOOR STEEL BENCH	BLACK	60 x 25 x 17½"
4369BU	OUTDOOR/INDOOR STEEL BENCH	BLUE	60 x 25 x 17½"
4369RD	OUTDOOR/INDOOR STEEL BENCH	RED	60 x 25 x 17½"
4369WH	OUTDOOR/INDOOR STEEL BENCH	WHITE	60 x 25 x 17½"

### AESTHETICS

#### FRAME COLOR



BL BLACK / BL BLUE / RD RED / WH WHITE

# VALORÉ® TASK CHAIR

- chair is height adjustable and comfortable with fabric seat and mesh back for breathability
- seat adjusts from 18½-22¼" for wide range of heights
- on a 5-Star, 27" aluminum base for durability and mobility
- includes standard T-arms for user comfort
- black fabric seat with mesh back colors available in black, red or silver for workspace customization
- rated up to 250 lbs.
- also available as training chair on pg. 77



## SPECS

MODEL NUMBER	DESCRIPTION	OVERALL W x D x H	SEAT HEIGHT
TSH3	HEIGHT-ADJUSTABLE TASK CHAIR	23½ x 20½ x 36½-40¼"	18½-24¼"

## AESTHETICS

FABRIC COLOR	MESH COLOR
 BLACK	   BB BLACK / BR RED / BS SILVER

## OPTIONAL ACCESSORIES

5132	SOFT CHAIR CASTERS
5138	HARD FLOOR CASTERS 2" NYLON GLIDES

# MEZZO™ TASK CHAIR

- economical task chair without compromising function
- mesh back for breathability and upholstered seat
- pneumatic seat height adjustment, swivel tilt with tilt tension, tilt lock and integrated lumbar support
- adjustable t-pad arms and adjustable lumbar



## SPECS

MODEL NUMBER	OVERALL HEIGHT RANGE	SEAT HEIGHT	SEAT W x D	BACK W x H
7195BL	34½-38"	16-19½"	18½ x 18½"	17½ x 18½"

## OPTIONAL ACCESSORIES

5132	HARD FLOOR CASTERS
5138	2" NYLON GLIDES

SEE PAGES 116-119 FOR CHAIR FUNCTION BENEFITS.

# 3200 CHAIR

- black mesh or silver mesh back with black seat, or gray mesh back with gray seat fabric to match any workspace decor
- adjustable arms, pneumatic seat height adjustment, synchro-tilt, tilt tension to regulate tilting and adjustable lumbar support




## SPECS

	MODEL NUMBER	DESCRIPTION	OVERALL W x D x H	SEAT HEIGHT
A	3200	BLACK FABRIC SEAT/BLACK MESH BACK	24¾ x 23½ x 38-41"	17½-20½"
B	3200G	GRAY FABRIC SEAT/GRAY MESH BACK	24¾ x 23½ x 38-41"	17½-20½"




## AESTHETICS

### SEAT/MESH COLOR



BLACK SEAT /  
BLACK MESH



GRAY SEAT /  
GRAY MESH

### FRAME COLOR



BLACK / GRAY

## OPTIONAL ACCESSORIES

5132	HARD FLOOR CASTERS
5138	2" NYLON GLIDES



# CAVA® URTH™

- multiple components made from recycled and recyclable materials
- seat and back manufactured from 100% recycled post-consumer and post-industrial materials
- over 99% recyclable by weight
- option of straight leg guest chair or sled base guest chair
- PVC easy-to-clean black vinyl
- see full line pricer or website for custom options

## SPECS

	MODEL NUMBER	DESCRIPTION	COLOR
C	7046BV	STRAIGHT LEG GUEST	BLACK VINYL
	7047BV	SLED BASE GUEST	BLACK VINYL



# SHELL™ TASK CHAIR

- minimalistic shell chair design offers intuitive adjustments and a sleek design that fits into any space
- features a contoured back for lumbar support
- seat naturally flexes to fit the user comfortably
- seat height adjustable from 16-22" to support a wide range of user heights
- holes in the back provide breathability
- 360° swivel capabilities
- sturdy five-star base on casters for easy mobility
- vinyl upholstery for easy cleaning
- available in white or black plastic
- also available in an extended-height design (pg. 105)



## SPECS

	MODEL NUMBER	COLOR	OVERALL W x D x H	SEAT HEIGHT
A	7013BL	BLACK	26 x 26 x 38"	17-20"
B	7013WH	WHITE	26 x 26 x 38"	17-20"

## OPTIONAL ACCESSORIES

5132	HARD FLOOR CASTERS
5138	2" NYLON GLIDES





# FLAUNT™

- available in manager or guest chair
- stitched accent on seat and back
- chrome metal accents and fabric on arms match chair
- manager chair is height-adjustable with swivel-tilt mechanism
- three leather and one microfiber option

FLAUNT MANAGER CHAIR ADJUSTMENTS



## SPECS

MODEL NUMBER	PRODUCT	COLOR	W x D x H	SEAT HEIGHT	SEAT W x D	BACK W x H
<b>C</b> 3456BL	MANAGER CHAIR	BLACK	25 x 25 x 37-40"	18-21"	18 x 17"	18 x 20"
<b>C</b> 3456WH	MANAGER CHAIR	WHITE	25 x 25 x 37-40"	18-21"	18 x 17"	18 x 20"
<b>C</b> 3456CM	MANAGER CHAIR	CAMEL	25 x 25 x 37-40"	18-21"	18 x 17"	18 x 20"
<b>D</b> 3457BL	GUEST CHAIR	BLACK	21½ x 23 x 31¼"	18"	18 x 17"	18 x 15½"
<b>D</b> 3457RD	GUEST CHAIR	RED	21½ x 23 x 31¼"	18"	18 x 17"	18 x 15½"
<b>D</b> 3457WH	GUEST CHAIR	WHITE	21½ x 23 x 31¼"	18"	18 x 17"	18 x 15½"
<b>D</b> 3457CM	GUEST CHAIR	CAMEL	21½ x 23 x 31¼"	18"	18 x 17"	18 x 15½"

## AESTHETICS

### LEATHER COLOR



BL BLACK / RD RED / WH WHITE

### MICROFIBER COLOR



CM CAMEL

# POISE®

- available as high or mid back option
- 4" thick padded seat and back with deep contours provide maximum comfort
- great for conference rooms, workspaces and formal meeting areas
- integrated loop arms
- 26" dia., five-star base
- black vinyl option is easy to clean



POISE HIGH BACK CHAIR ADJUSTMENTS



## SPECS

MODEL NUMBER	PRODUCT	COLOR	OVERALL HEIGHT RANGE	SEAT HEIGHT	SEAT W x D	BACK W x H
<b>F</b> 6300BL	HIGH BACK	BLACK	41-46"	17-22"	21 x 20"	22½ x 25"
<b>E</b> 6301BL	MID BACK	BLACK	37-42"	17-22"	21 x 18½"	22½ x 21"

## AESTHETICS

### FABRIC COLOR



BL BLACK

## OPTIONAL ACCESSORIES

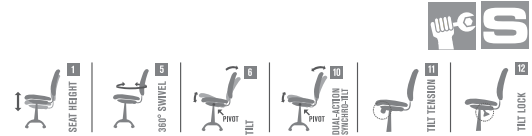
5132 HARD FLOOR CASTERS  
5138 2" NYLON GLIDES





# TUVI™ TASK CHAIRS

- European style chair available in high or mid back
- synchro mechanism with tilt tension, tilt lock and height-adjustable arms
- designed with bonded leather
- perfect for use in private offices, conference and meeting rooms



## SPECS

MODEL NUMBER	PRODUCT	OVERALL W x D x H	SEAT HEIGHT	SEAT W x D	BACK W x H
5070BL	HIGH BACK	26 x 26 x 48½"	17½-21½"	20 x 20"	18½ x 27½"
5071BL	MID BACK	26 x 26 x 43"	17½-21½"	20 x 20"	18½ x 22"

## OPTIONAL ACCESSORIES

- 5132 HARD FLOOR CASTERS
- 5138 2" NYLON GLIDES

# ULTIMO LEATHER SERIES

- conference and task seating created with upscale design and comfort
- molded foam for plush, comfortable feel; soft, top-grain cowhide leather
- generously-sized deep cushions feature sculpted padding for support
- lumbar support is designed to give customized adjustment and deluxe knee-tilt control for user comfort
- gunmetal gray or slate frames with black exterior and matching padded leather armrests for comfort
- rated up to 250 lbs.



## SPECS

MODEL NUMBER	DESCRIPTION	OVERALL W x D x H	SEAT HEIGHT
UL350HBLK	HIGH BACK CHAIR	26¾ x 29½ x 42½-45½"	20¼-23¼"

## AESTHETICS

LEATHER COLOR



BLK BLACK

## OPTIONAL ACCESSORIES

- 5132 HARD FLOOR CASTERS
- 5138 2" NYLON GLIDES

# MERCADO™ LEATHER SERIES

## OVERALL PRODUCT DETAILS

- chairs combine contemporary style with time-honored comfort for offices and conference rooms
- with a variety of style and comfort options, users can find the perfect seat for their comfort needs
- designed with soft leather for a comfortable and luxurious seating experience
- genuine black leather on all surfaces for a cohesive workspace look
- tilt tension and tilt lock to adjust movement of chair back, swivel seat with pneumatic height adjustment to customize chair for user comfort



## ALLIANCE CHAIR

- cast aluminum five-star base with chrome finish for sleek design and durability
- black nylon armrests for ergonomic support and ease of cleaning
- swivel seat with pneumatic height adjustment to suit user preferences
- soft, black leather for style and comfort
- rated up to 250 lbs.



## CORSICA CHAIR

- deluxe knee tilt control to adjust to user preferences
- solid wood armrests in either sierra cherry or mahogany with black leather padding for cohesive chair design and durability
- wood, five-star base in sierra cherry or mahogany finish to match laminate and veneer casegoods
- soft, black leather seating for comfort
- rated up to 250 lbs.



## SPECS

MODEL NUMBER	DESCRIPTION	OVERALL W x D x H	SEAT HEIGHT
<b>A</b> ALBLK	ALLIANCE CHAIR	25 x 31 x 39-42"	20-23"
<b>B</b> CSCRY	CORSICA HIGH BACK CHAIR, CHERRY ARM	28 x 29 x 47-50"	19-22"
<b>C</b> CSCMAH	CORSICA HIGH BACK CHAIR, MAHOGANY ARM	28 x 29 x 47-50"	19-22"
<b>C</b> 2528MAY	LEATHER CHAIR	27 x 28 x 39½-43½"	18½-22½"

## OPTIONAL ACCESSORIES

5132	HARD FLOOR CASTERS
5138	2" NYLON GLIDES

## AESTHETICS

WOOD ARM/BASE COLOR	LEATHER COLOR
 	
CRY CHERRY* / MAH MAHOGANY*	BLK BLACK
*ONLY AVAILABLE FOR CS	

# BIG & TALL PIVOT ARM CHAIR

- features pivoting armrests and high-density foam for comfort and ergonomic support
- armrests pivot out of the way to allow chair to roll up close to desk
- inflatable lumbar support is designed to give customized adjustment
- 18° tilt for maximum range of motion
- easy to turn knob for lumbar support is designed to give customized adjustment
- swivel seat with pneumatic height adjustment for comfort and ease of adjustment
- oversized, cast aluminum five-star base with dual hooded casters for ease of mobility
- steel reinforced seat plate for durability
- some assembly required
- available in black fabric or black leather to create a cohesive working environment
- rated up to 500 lbs.



## SPECS

MODEL NUMBER	DESCRIPTION	OVERALL W x D x H	SEAT HEIGHT
<b>A</b> 6446AG-2113	PIVOT ARM CHAIR, BLACK FABRIC	29 x 28 x 45-49"	19¼-23¼"
6446AGL	PIVOT ARM CHAIR, BLACK LEATHER	29 x 28 x 45-49"	19¼-23¼"



## AESTHETICS

FABRIC COLOR      LEATHER COLOR



BL 2113



BLT BLACK

# OPTIMUS™ BIG & TALL CHAIR

- designed to support users of various sizes
- reinforced mechanism for proper support
- back height adjustment, posture lock and optional height and width adjustable t-pad arms
- fabric or easy-to-clean black vinyl options
- rated up to 400 lbs.



## SPECS

MODEL NUMBER	COLOR	OVERALL HEIGHT RANGE	SEAT HEIGHT	SEAT W x D	BACK W x H
<b>B</b> 3590BL	BLACK	42½-45½"	19-22"	23 x 22"	22 x 25"
<b>C</b> 3592BL	BLACK VINYL	42½-45½"	19-22"	23 x 22"	22 x 25"

## OPTIONAL ACCESSORIES

**D** 3591BL      ARM KIT



SEE PAGES 116-119 FOR CHAIR FUNCTION BENEFITS.

# LINEAGE™ BIG & TALL CHAIRS



- big & tall chairs with a high back or mid back design
- black bonded leather on all seating surfaces
- chrome metal armrests with upholstery pads
- heavy-duty height and tilt mechanism
- 29" dia. chrome metal base
- 55mm heavy-duty casters



## SPECS



MODEL NUMBER	DESCRIPTION	OVERALL W x D x H
<b>E</b> 3502BL	HIGH BACK CHAIR, 500 LB. CAPACITY	29 x 31 x 44¼-48½"
3503BL	MID BACK CHAIR, 400 LB. CAPACITY	24½ x 30¾ x 42-46"
<b>F</b> 3504BL	BIG & TALL CHAIR, 300 LB. CAPACITY	24½ x 25½ x 35-39"

# BIG & TALL ALL MESH CHAIR

- suspension mesh on back and seat cushions
- height-adjustable padded armrests included
- cable control height and tilt-lock mechanism, with tilt tension knob
- 29" dia. chrome metal base
- heavy-duty, dual-wheel casters
- adjustable lumbar support
- rated up to 400 lbs.



## SPECS

MODEL NUMBER	DESCRIPTION	OVERALL W x D x H
3505BL	ALL MESH CHAIR, 400 LB. CAPACITY	29¾ x 29¾ x 41¼-45"



# UBER™ BIG & TALL CHAIRS

- designed to support users of various sizes
- available in high back or mid back task or sled base guest chair
- easy-to-clean black vinyl or black fabric
- optional height-adjustable t-pad arms or fixed arms
- rated up to 500 lbs.



A

## SPECS

MODEL NUMBER	PRODUCT	COLOR	SEAT HEIGHT	SEAT W x D	BACK W x H
<b>A</b> 3490BV 3490BL	HIGH BACK HIGH BACK	BLACK VINYL BLACK	19½"-23½" 19½"-23½"	22¼ x 20¾" 22¼ x 20¾"	23 x 23" 23 x 23"
<b>B</b> 3491BV 3491BL	MID BACK MID BACK	BLACK VINYL BLACK	18½"-22½" 18½"-22½"	22½ x 20¾" 22½ x 20¾"	23 x 19¾" 23 x 19¾"
<b>C</b> 3492BV 3492BL	GUEST GUEST	BLACK VINYL BLACK	19½" 19½"	23 x 20½" 23 x 20½"	22½ x 19½" 22½ x 19½"

## AESTHETICS

### SEAT FABRIC



BL BLACK / BV BLACK VINYL

## OPTIONAL ACCESSORIES

3496BL T-PAD ARMS  
3489NC SHORT CYLINDER



B



C

SEE PAGES 116-119 FOR CHAIR FUNCTION BENEFITS.

www.FilingToday.com | E-mail: sales@FilingToday.com | Call 1-888-891-1970

# VUE™ BIG & TALL CHAIRS

- designed to support users of various sizes
- mesh back with ample support and ergonomic shaping
- back height adjustment to support varying users
- breathable mesh to help keep users cool and comfortable
- optional t-pad height and width adjustable arms
- reinforced mechanism with back tilt
- black fabric or easy-to-clean black vinyl seat
- rated up to 500 lbs.
- also available as heavy-duty stool on pg. 99



## SPECS

MODEL NUMBER	COLOR	HEIGHT RANGE	SEAT HEIGHT	SEAT W x D	BACK W x H
<b>3397BL</b>	BLACK	35½-38"	18½-21"	20½ x 20"	18¼ x 18"
<b>3397BV</b>	BLACK VINYL	35½-38"	18½-21"	20½ x 20"	18¼ x 18"

## AESTHETICS

### SEAT FABRIC



BL BLACK / BV BLACK VINYL

## OPTIONAL ACCESSORIES

**F 3399BL** ADJUSTABLE-HEIGHT/WIDTH T-PAD ARM KIT



IMAGE FEATURES VAMP™ LED LIGHTING (PG. 232), ONYX™ MESH FILE CART (PG. 274) & ONYX™ MESH WASTEBASKET (PG. 299).



# SERENITY™ BIG & TALL CHAIRS

- designed to support users of various sizes
- features swivel seat with pneumatic height adjustment, tilt lock and tilt tension
- oversized five-star base for proper support
- integrated loop arms
- rated up to 500 lbs.



## SPECS

MODEL NUMBER	PRODUCT	OVERALL W x D x H	SEAT HEIGHT	SEAT W x D	BACK W x H
3500BL	HIGH BACK	26 x 26 x 48½"	19½-22½"	21½ x 22"	22 x 26"

# ALDAY™ INTENSIVE-USE CHAIRS

- intensive-use task chair
- designed to support users of various sizes
- plastic, ergonomic core back and reinforced mechanism with back tilt
- supportive cushioning in seat and back to deliver ergonomic shaping
- optional height and width adjustable t-pad arms
- black fabric and easy-to-clean black vinyl
- rated up to 500 lbs. and 24/7 use



## SPECS

MODEL NUMBER	COLOR	OVERALL HEIGHT RANGE	SEAT HEIGHT	SEAT W x D	BACK W x H
3391BL	BLACK	35½-38"	17½-20"	20½ x 20"	18¼ x 18"
3391BV	BLACK VINYL	35½-38"	17½-20"	20½ x 20"	18¼ x 18"



## AESTHETICS ——— OPTIONAL ACCESSORIES ———

FABRIC COLOR

**D** 3399BL ADJUSTABLE HEIGHT/WIDTH T-PAD ARM KIT



BL BLACK / BV BLACK VINYL

SEE PAGES 116-119 FOR CHAIR FUNCTION BENEFITS.



# VUE™ HEAVY-DUTY STOOLS



- extended-height, heavy-duty stool rated up to 350 lbs. and 24/7 use
- breathable mesh back with ample support and ergonomic shaping
- mesh helps keep users cool and comfortable throughout the day
- reinforced mechanism with posture lock
- back height adjustment, height-adjustable footring and optional t-pad height and width adjustable arms
- black fabric or easy-to-clean black vinyl
- also available as big and tall chair on pg. t



## SPECS

MODEL NUMBER	COLOR	OVERALL HEIGHT RANGE	SEAT HEIGHT	SEAT W x D	BACK W x H
<b>3394BL</b>	BLACK	39½-49½"	23-32½"	20½ x 20"	18¾ x 18"
<b>3394BV</b>	BLACK VINYL	39½-49½"	23-32½"	20½ x 20"	18¾ x 18"

## AESTHETICS

### SEAT FABRIC



BL BLACK / BL BLACK VINYL

## OPTIONAL ACCESSORIES

**E** 3399BL ADJUSTABLE HEIGHT/WIDTH T-PAD ARM KIT

# VUE™ MESH ERGONOMIC STOOL

- ergonomic, height-adjustable seat that may help prevent fatigue
- breathable, black mesh on back and black fabric or easy-to-clean black vinyl on seat
- swivel tilt mechanism, tilt tension and tilt lock, pneumatic seat height adjustment, 360° swivel and adjustable footring
- wide 25" dia. black steel base
- optional loop arms
- rated up to 250 lbs.
- also available as big and tall chair on pg. 97



## SPECS

MODEL NUMBER	COLOR	OVERALL HEIGHT RANGE	SEAT HEIGHT	SEAT W x D	BACK W x H
<b>3395BL</b>	BLACK	39½-49½"	23-33"	18 x 17½"	17 x 15½"
<b>3395BV</b>	BLACK VINYL	39½-49½"	23-33"	18 x 17½"	17 x 15½"

## AESTHETICS

### SEAT FABRIC



BL BLACK / BL BLACK VINYL

## OPTIONAL ACCESSORIES

**3396BL** LOOP ARMS  
**5132** HARD FLOOR CASTERS  
**5138** 2" NYLON GLIDES



# APPRENTICE II ERGONOMIC STOOL

- ergonomically supportive back
- extended-height model features built-in lumbar support
- mechanism provides pneumatic seat height adjustment
- waterfall edge may help relieve pressure points
- chrome footring that may help ease pressure points in legs
- black fabric or easy-to-clean black vinyl options
- optional height-adjustable t-pad arms
- optional hard floor casters or 2" nylon glides



## SPECS

MODEL NUMBER	COLOR	OVERALL HEIGHT RANGE	SEAT HEIGHT	SEAT W x D	BACK W x H
<b>A</b> 7083BL	BLACK	44½-54"	22-32"	20½ x 19"	18½ x 19"
7084BL	BLACK VINYL	44½-54"	22-32"	20½ x 19"	18½ x 19"

## AESTHETICS

### FABRIC COLOR



BL BLACK / BV BLACK VINYL

## OPTIONAL ACCESSORIES

- B** 6689BL ADJUSTABLE T-PAD ARMS
- 5132 HARD FLOOR CASTERS
- 5138 2" NYLON GLIDES

# REVE™ MESH EXTENDED-HEIGHT CHAIR

- full mesh back and fabric seat
- tilt tension and tilt lock adjustments
- aluminum 26" dia., five-star base with polished finish
- two-tone dual carpet casters
- includes optional fixed arms
- also available as bistro-height, manager, guest and counter-height chair on pg. 67



## SPECS

MODEL NUMBER	COLOR	HEIGHT RANGE	OVERALL SEAT HEIGHT	SEAT W x D	BACK W x H
6820BL	BLACK MESH	39-49"	25-35"	18 x 17½"	18½ x 15"

SEE PAGES 116-119 FOR CHAIR FUNCTION BENEFITS.

# METRO™



- form fitting contoured back and thickly cushioned seat and back
- aluminum 26" dia., five-star base with chrome finish
- optional adjustable arm set offering 3" height adjustment range
- two-tone dual wheel carpet casters
- chrome footring may help ease pressure points in legs
- black or gray fabric or easy-to-clean black vinyl

PROP 65



## SPECS

MODEL NUMBER	COLOR	OVERALL HEIGHT RANGE	SEAT HEIGHT	SEAT W x D	BACK W x H
3442BL	BLACK	39-49"	23-33"	18¼ x 17"	7½ x 16"
3442GR	GRAY	39-49"	23-33"	18¼ x 17"	7½ x 16"
3442BV	BLACK VINYL	39-49"	23-33"	18¼ x 17"	7½ x 16"

◆ THESE PRODUCTS ARE SUBJECT TO CALIFORNIA PROPOSITION 65. PLEASE VISIT THE PRODUCT DETAIL PAGE ON OUR WEBSITE FOR SPECIFIC INFORMATION.

## AESTHETICS

FABRIC COLOR	VINYL COLOR
 	
BL BLACK / GR GRAY	BV BLACK VINYL

## OPTIONAL ACCESSORIES

- 3495BL ARM KIT
- 5132 HARD FLOOR CASTERS



# PRECISION


- economical drafting height chair with durable black or easy-to-clean black vinyl
- one-touch, pneumatic seat height control, manual back height and depth adjustment and 4" deep seat cushion
- five-star, 25" dia. base features dual hooded casters
- chrome footring may help ease pressure points in legs



## SPECS

MODEL NUMBER	COLOR	HEIGHT RANGE	OVERALL SEAT HEIGHT	SEAT W x D	BACK W x H
<b>A</b> 3401BL	BLACK	42-54"	23-33"	17¼ x 16"	16¼ x 14"
3406BL	BLACK VINYL	42-54"	23-33"	17¼ x 16"	16¼ x 14"

## AESTHETICS

FABRIC COLOR	VINYL COLOR
	
BL BLACK	BL BLACK VINYL

## OPTIONAL ACCESSORIES

5132	HARD FLOOR CASTERS
5138	2" NYLON GLIDES



# ECONOMY DRAFTING CHAIR



- economical drafting height chair
- features one-touch, pneumatic seat height control
- deep, comfortable seat cushion
- manual height and depth adjustments
- five-star, nylon-reinforced base adds strength and durability and comes with dual-hooded casters
- chrome footring may help ease pressure points in legs
- some assembly required



## SPECS

MODEL NUMBER	COLOR	OVERALL HEIGHT RANGE	SEAT HEIGHT	SEAT W x D	BACK W x H
3390BL	BLACK	36-46"	23-33"	18¾ x 16½"	16 x 9½"

## OPTIONAL ACCESSORIES

5132	HARD FLOOR CASTERS
5138	2" NYLON GLIDES

# ZIPPI™ STOOL

- plastic extended-height chair
- adjustable chrome footring and swivel-tilt mechanism with tilt tension and tilt lock
- black plastic seat and back accented with black, durable powder coat frame
- chrome footring may help ease pressure points in legs
- also available in a stack chair design (pg. 74)



## SPECS

MODEL NUMBER	COLOR	OVERALL W x D x H	SEAT HEIGHT	SEAT W x D	BACK W x H
3386BL	BLACK	25 x 25 x 41½-52½"	23-33"	18¾ x 17½"	18¾ x 17¾"



# THESIS™ STOOL

- perfect companion to height-adjustable, bench-height or standing-height tables
- black flexible poly backrest for seated comfort
- adjustable chrome footring that may help alleviate pressure points in legs
- fixed arms
- contoured lumbar support
- silver frame with all-purpose soft casters
- complements the Thesis line of seating



## SPECS

**MODEL NUMBER**  
KXS1SBBLK

**COLOR**  
BLACK

**OVERALL W x D x H**  
22¼ x 20½ x 21¼-29½"



IMAGE FEATURES ML TABLES (PG. 116).

SEE PAGES 116-119 FOR CHAIR FUNCTION BENEFITS.

www.FilingToday.com | E-mail: sales@FilingToday.com | Call 1-888-891-1970

# SHELL™ EXTENDED-HEIGHT CHAIR

- minimalistic shell chair design offers intuitive adjustments and a sleek design that fits into any space
- features a contoured back for lumbar support
- seat naturally flexes to fit the user comfortably
- seat height-adjustable from 22-32" to support a wide range of user heights
- extended-height chair pairs well with standing or adjustable-height desks to help promote more movement and a more active workday
- features a flat, adjustable footring around the base for support while sitting
- holes in the back provide breathability
- 360° swivel capabilities
- sturdy five-star base on casters for easy mobility
- vinyl upholstery for easy cleaning
- available in black or white
- also available in a standard desk-height task chair design (pg. 90)



## SPECS

	MODEL NUMBER	COLOR	OVERALL W x D x H	SEAT HEIGHT
A	7014BL	BLACK	29 x 29 x 48"	23-33"
B	7014WH	WHITE	29 x 29 x 48"	23-33"

## OPTIONAL ACCESSORIES

- 5132 HARD FLOOR CASTERS
- 5138 2" NYLON GLIDES

# DIESEL STOOLS

- perfect for workbench and work table use in industrial, institutional and educational industries
- adjustable seat height (23-30") to accommodate a variety of users and workspaces
- steel frame with pewter or silver powder coat finish for durability
- durable, rubber feet help protect floors



## SPECS

	MODEL NUMBER	COLOR	OVERALL W x D x H
C	6666 ♦	PEWTER	17 x 17 x 23-30"
D	6666SL ♦	SILVER	17 x 17 x 23-30"

♦ THESE PRODUCTS ARE SUBJECT TO CALIFORNIA PROPOSITION 65. PLEASE VISIT THE PRODUCT DETAIL PAGE ON OUR WEBSITE FOR SPECIFIC INFORMATION.

# DIESEL HEIGHT-ADJUSTABLE STOOLS

- perfect for workbench and work table use in industrial, institutional and educational industries
- vinyl padded steel back with steel frame
- steel screw lift manually adjusts seat
- durable, rubber feet help protect floors
- high base, high base with back, low base, low base with back options
- high base with back available in pewter or silver powder coat finish for durability

Learn

PROP 65

S



## SPECS

MODEL NUMBER	DESCRIPTION	COLOR	OVERALL W x D x H	SEAT HEIGHT	SEAT DIA	BACK W x H
6664 ♦	HIGH BASE WITH BACK	PEWTER	16½ x 16½ x 36-41"	22-27"	14"	12 x 7"
<b>A</b> 6664SL ♦	HIGH BASE WITH BACK	SILVER	16½ x 16½ x 36-41"	22-27"	14"	12 x 7"
<b>B</b> 6665 ♦	HIGH BASE	PEWTER	16½ x 16½ x 22-27"	22-27"	14"	
<b>C</b> 6668 ♦	LOW BASE WITH BACK	PEWTER	15 x 15 x 30-36"	16-22"	14"	12 x 7"
<b>D</b> 6669 ♦	LOW BASE	PEWTER	15 x 15 x 16-22"	16-22"	14"	

♦ THESE PRODUCTS ARE SUBJECT TO CALIFORNIA PROPOSITION 65. PLEASE VISIT THE PRODUCT DETAIL PAGE ON OUR WEBSITE FOR SPECIFIC INFORMATION.



SEE PAGES 116-119 FOR CHAIR FUNCTION BENEFITS.

www.FilingToday.com | E-mail: sales@FilingToday.com | Call 1-888-891-1970



# STEEL STOOLS

- all steel construction for durability and easy cleanability
- available as student, guest, counter or bar-height stool
- easy-to-clean glossy, powder coat finish for durability
- hole in top to easily move as needed
- perfect for countertop seating, break rooms or cafeterias
- includes footring that may help ease pressure points in legs; 15" stool does not have a footring
- includes choice of nylon leg caps or leveling glides to protect floors from scratches and scuffs
- ships ready to assemble



## SPECS

MODEL NUMBER	DESCRIPTION	SQ x H
6603BL	15" STOOL, BLACK	15½ x 15"
6603RD	15" STOOL, RED	15½ x 15"
6603SL	15" STOOL, SILVER	15½ x 15"
6603WH	15" STOOL, WHITE	15½ x 15"
<b>E</b> 6603BU	15" STOOL, BLUE	15½ x 15"
6604BL	18" STOOL, BLACK	15¼ x 18"
<b>F</b> 6604RD	18" STOOL, RED	15¼ x 18"
6604SL	18" STOOL, SILVER	15¼ x 18"
6604WH	18" STOOL, WHITE	15¼ x 18"
6604BU	18" STOOL, BLUE	15¼ x 18"
6605BL	25" STOOL, BLACK	17¾ x 25"
6605RD	25" STOOL, RED	17¾ x 25"
<b>G</b> 6605SL	25" STOOL, SILVER	17¾ x 25"
6605WH	25" STOOL, WHITE	17¾ x 25"
6605BU	25" STOOL, BLUE	17¾ x 25"
<b>H</b> 6606BL	29" STOOL, BLACK	17¾ x 29"
6606RD	29" STOOL, RED	17¾ x 29"
6606SL	29" STOOL, SILVER	17¾ x 29"
<b>I</b> 6606WH	29" STOOL, WHITE	17¾ x 29"
6606BU	29" STOOL, BLUE	17¾ x 29"



## AESTHETICS

### STEEL COLOR



BL BLACK / RD RED / SL SILVER / WH WHITE / BU BLUE

NEW





# SITSTAR™ STOOLS

- supportive seating that may help reduce the need to shift positions due to repetitive movement
- curved back seat may help to reduce end of day discomfort
- chrome footring may help ease pressure points in legs
- optional back pad
- tractor shape seat for a comfortable seating experience



## SPECS

MODEL NUMBER	DESCRIPTION	COLOR	OVERALL HEIGHT RANGE	SEAT HEIGHT	SEAT W x D
6660BL	STOOL	BLACK	22-32"	22-32"	19 x 14"
<sup>A</sup> 6660BU	STOOL	BLUE	22-32"	22-32"	19 x 14"
<sup>B</sup> 6661BL	STOOL BACK	BLACK	-	-	-
6661BU	STOOL BACK	BLUE	-	-	-



## OPTIONAL ACCESSORIES

6661BL	STOOL BACK, BLACK
6661BU	STOOL BACK, BLUE
5132	HARD FLOOR CASTERS
5138	2" NYLON GLIDES

# SWIVEL TECH STOOL

- drafting stool is a versatile seat for technical applications at home or work
- easily mobile, on four casters, to accommodate working on the go
- perfect for technical applications, height-adjustable tables, IT and drafting workstations
- comfortable, molded polyurethane seat with height adjustment to accommodate long work-days
- chrome footring with twist and lock height adjustment for easy adjustment
- durable, easy-to-clean seat for a long-lasting seating solution
- adjustable seat height to adjust to a variety of seating applications
- rated up to 250 lbs.



## SPECS

<b>MODEL NUMBER</b>	<b>COLOR</b>	<b>OVERALL W x D x H</b>
6005AGB	BLACK	18¾ x 17½ x 21¾-31¼"

## OPTIONAL ACCESSORIES

5132	HARD FLOOR CASTERS
5138	2" NYLON GLIDES

# EXTENDED-HEIGHT LAB STOOL

- pair with a drafting table, work bench or other standing-height work surface
- adjustable-height, 18" chrome footring prevents feet from swinging and wraps all the way around the stool for access from any seated position
- raising legs and feet onto the footring may lessen pressure on legs and support correct ergonomic posture
- rated up to 250 lbs.



## SPECS

**MODEL NUMBER** 3436BL  
**COLOR** BLACK  
**OVERALL DIA x H** 18 x 22-32"

## OPTIONAL ACCESSORIES

**5132** HARD FLOOR CASTERS  
**5138** 2" NYLON GLIDES

# MEDICAL/LAB STOOLS

- comfortable and generously cushioned seat and back for comfort throughout the day
- easy-to-clean vinyl for easy maintenance
- screw lift easily changes height by turning stool seat
- pneumatic lift adjusts height with simple use of lever
- seat height adjustment allows for ergonomic posture positions for a variety of users



## SPECS

MODEL NUMBER	DESCRIPTION	SEAT HEIGHT	SEAT DIA	BACK W x H
<b>C</b> 3430BL	PNEUMATIC LIFT WITH BACK	17-22"	16"	15½ x 10"
3431BL	PNEUMATIC LIFT	17-22"	16"	
3432BL	SCREW LIFT, LOW BASE	17-25"	16"	
<b>D</b> 3433BL	SCREW LIFT, HIGH BASE	17-25"	16"	
<b>E</b> 3434BL	ECONOMY LAB STOOL	16-21"	13½"	

## OPTIONAL ACCESSORIES

**5132** HARD FLOOR CASTERS  
**5138** 2" NYLON GLIDES



# FOOT PEDAL LAB STOOL

- pneumatic lift adjusts height with simple foot pedal plate or handle mechanism
- five-star nylon base for stability
- easy-to-clean vinyl for easy maintenance
- height-adjustable between 17- 22"



## SPECS

MODEL NUMBER	DESCRIPTION	COLOR	OVERALL DIA x H
<b>3437BL</b>	FOOT PEDAL LAB STOOL	BLACK	24 1/4" x 17-22"

## OPTIONAL ACCESSORIES

5132	HARD FLOOR CASTERS
5138	2" NYLON GLIDES



# SADDLE SEAT LAB STOOL

- pneumatic lift adjusts height with simple foot pedal plate or handle mechanism
- five-star nylon base for stability
- easy-to-clean vinyl for easy maintenance
- saddle seat helps keep hips engaged, encourages better posture and may allow better breathing from the diaphragm than compared to task seating
- height-adjustable between 21 - 27"



## SPECS

MODEL NUMBER	DESCRIPTION	COLOR	OVERALL DIA x H
<b>3438BL</b>	SADDLE SEAT LAB STOOL	BLACK	24 1/4" x 21-27"

## OPTIONAL ACCESSORIES

5132	HARD FLOOR CASTERS
5138	2" NYLON GLIDES

SEE PAGES 116-119 FOR CHAIR FUNCTION BENEFITS.



## INDUSTRIAL PERCH



- creates perching posture for active working
- height-adjustable to fit a variety of users and work surfaces
- built-in handle in seat for easy portability and foldable for easy storage
- durable and easy-to-clean seat



### SPECS

MODEL NUMBER	COLOR	OVERALL W x D x H	SEAT HEIGHT	SEAT W x D
5125BL	BLACK	16¼ x 17 x 34½ - 38¾"	27¼"-32"	13½ x 11"



# OFFICE STOOL

- height-adjustable stool
- black microcellular, self-skinning polyurethane seat for durability and easy cleaning
- extremely comfortable and durable seat cushion
- tucks under work surfaces when not in use
- five-star nylon base with three-piece telescoping dust cover



## SPECS

MODEL NUMBER	COLOR	SEAT HEIGHT	SEAT DIA	BASE DIA
5100	BLACK	16-21"	13½"	18"

## OPTIONAL ACCESSORIES

5132	HARD FLOOR CASTERS
5138	2" NYLON GLIDES



# WORKFIT™

- designed for industrial or institutional settings
- molded polyurethane seat and back for comfort and durability
- pneumatic height adjustment for correct ergonomic posture
- welded steel 25" dia. base



## SPECS

MODEL NUMBER	DESCRIPTION	OVERALL HEIGHT RANGE	SEAT HEIGHT	SEAT W x D	BACK W x H
6950BL	ECONOMY	35½-46"	22-30"	18 x 16½"	17 x 12"

## OPTIONAL ACCESSORIES

5131	2" CARPET CASTERS
5132	2" HARD FLOOR CASTERS

# SOFT TOUGH™ STOOLS



- perfect for industrial settings
- durable polyurethane seat and back
- chrome footring may help ease pressure points in legs
- deluxe chairs feature multi-task control tilt
- desk chairs are designed for sitting-height use
- optional 2" carpet or hard floor casters and optional t-pad adjustable arms



## SPECS

	MODEL NUMBER	DESCRIPTION	OVERALL HEIGHT RANGE	SEAT HEIGHT	SEAT W x D	BACK W x H
A	6912	DELUXE	36½-48½"	22-32"	18 x 16½"	17 x 12"
B	6680	ECONOMY	39-49"	22-32"	18 x 16½"	17 x 12"
C	6900	ECONOMY DESK CHAIR	28½-36½"	17-22"	18 x 16½"	17 x 12"

## OPTIONAL ACCESSORIES

- 5131 2" CARPET CASTERS
- 5132 2" HARD FLOOR CASTERS
- 5138 2" NYLON GLIDES
- D 6683 ADJUSTABLE T-PAD ARMRESTS (FITS 6912)



# TASK MASTER® INDUSTRIAL SERIES

- offers overall height from 17-35" for correct ergonomic support for a variety of users
- patented wave tube extension offers additional 10" of height
- backrest tilts 22°
- ergo knob controlled backrest height adjustment
- seat tilts 10° with paddle lever controls
- padded 2½" seat cushion to help prevent fatigue
- eight-inch pneumatic lift
- 5120 has high, mid and low-rung polypropylene footrest mounts on a 26" dia.base; 5117 has mid-rung footrest only
- footrests provide correct ergonomic posture and may help ease pressure points in legs
- covered with black microcellular, self-skinning polyurethane foam



## SPECS

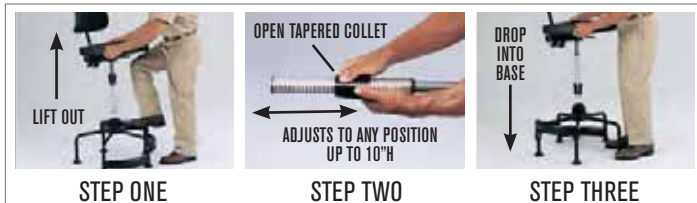
	MODEL NUMBER	DESCRIPTION	OVERALL HEIGHT RANGE	SEAT HEIGHT	SEAT W x D	BACK W x H
A	5120	DELUXE	38-45"	17-35"	18½ x 17"	15¼ x 12"
B	5117	ECONOMY	36-43"	17-35"	16¼ x 17"	14½ x 9"



## OPTIONAL ACCESSORIES

- 5130 TUBULAR BASE INSERTS
- 5131 2" CARPET CASTERS
- 5132 2" HARD FLOOR CASTERS
- 5138 2" NYLON GLIDE
- 5143 CLOSED LOOP ARMREST (FOR 5120 ONLY)
- 5144 ADJUSTABLE T-PAD ARMREST (FOR 5120 ONLY)

### PATENTED WAVE TUBE PROVIDES EXTRA HEIGHT EXTENSION



FOR ALL TASK MASTER® INDUSTRIAL SEATING SERIES





## TASK MASTER® WORKBENCH HEIGHT

- patented wave tube extension offers additional 10" of height
- backrest tilt and height adjustments for correct ergonomic posture
- ergo knob adjustment controls backrest depth and height
- contoured, oversized seat design
- 2" black microcellular seat cushion
- self-skinning polyurethane foam seat and back on 26" diameter steel base
- Task Master chairs swivel 360°
- deluxe chair features articulating back and seat



### SPECS

	MODEL NUMBER	DESCRIPTION	OVERALL HEIGHT RANGE	SEAT HEIGHT	SEAT W x D	BACK W x H
C	5113	DELUXE	36-44"	19-27"	18½ x 17"	15¼ x 12"
D	5110	ECONOMY	36-44"	19-27"	16¼ x 16¼"	14¼ x 9"

### OPTIONAL ACCESSORIES

	5131	2" CARPET CASTERS
	5132	2" HARD FLOOR CASTERS
	5138	2" NYLON GLIDE
	5143	CLOSED LOOP ARMREST (FOR 5113 ONLY)
E	5144	ADJUSTABLE T-PAD ARMREST (FOR 5113 ONLY)



# CHAIR FEATURES

There are many features to consider when selecting the perfect chair to suit your needs. These symbols will help you choose the features that are right for you. They are used throughout this catalog to help quickly identify each chair's features. The descriptions of the features shown are meant to be general explanations. The actual functions of the features may vary slightly between chair series.

 <p><b>1</b> <b>PNEUMATIC SEAT HEIGHT ADJUSTMENT</b> Quick and easy adjustment regulates height of chair relative to the floor.</p>	 <p><b>10</b> <b>DUAL-ACTION SYNCHRO-TILT</b> Back reclines at a 2-to-1 ratio to seat angle. Allows user to recline while keeping seat cushion relatively level to floor (dot indicates pivot point).</p>
 <p><b>2</b> <b>BACK HEIGHT ADJUSTMENT</b> Simple lift motion positions lumbar support within a limited range height adjustment to potentially support a healthy posture.</p>	 <p><b>11</b> <b>TILT TENSION</b> Controls rate and ease with which chair reclines to different weight and strength of users.</p>
 <p><b>3</b> <b>SEAT DEPTH ADJUSTMENT</b> Positions chair back relative to seat, which may reduce pressure on the buttocks and thighs for both taller and shorter users.</p>	 <p><b>12</b> <b>TILT LOCK</b> Locks out tilt function when chair is in upright position.</p>
 <p><b>4</b> <b>SEAT GLIDE MECHANISM</b> Seat cushion travels forward and back, then locks into position.</p>	 <p><b>13</b> <b>POSTURE LOCK</b> Back angle adjusts independently of seat, and can be locked in an infinite number of positions within a fixed range.</p>
 <p><b>5</b> <b>360° SWIVEL</b> Chair rotates a full 360° in either direction for ease of motion. Standard on every task chair.</p>	 <p><b>14</b> <b>MULTI-TASK CONTROL TILT</b> Adjusts seat and back angles with a single lever (infinite number of positions within a fixed range), supporting a range of healthy postures.</p>
 <p><b>6</b> <b>TILT</b> Pivot point located directly above center of chair base (dot indicates pivot point).</p>	 <p><b>15</b> <b>ASYNCHRONOUS CONTROL</b> Three levers modify: • Angle of back relative to seat • Recline (free float or infinite locking within a fixed range) • Forward seat tilt (for keyboard intensive applications)</p>
 <p><b>7</b> <b>MID-RANGE KNEE TILT</b> Pivot point located slightly ahead of center of chair base (dot indicates pivot point). May aid user in keeping feet flat on floor while chair reclines.</p>	 <p><b>16</b> <b>DUAL-CLUTCH POSTURE CONTROL</b> Adjusts seat and back angles independently with two levers for infinite number of positions within a fixed range (dot indicates pivot point).</p>
 <p><b>8</b> <b>KNEE TILT</b> Pivot point located near front edge of chair (dot indicates pivot point). May aid user in keeping feet flat on floor while chair reclines.</p>	 <p><b>17</b> <b>VARIABLE SYNCHRO-TILT</b> Back reclines at a 2-to-1 ratio to seat. Chair can recline freely, or lock in five positions. Forward angle control provides an extra 6° in range of motion.</p>
 <p><b>9</b> <b>SYNCHRONIZED KNEE TILT</b> Back reclines at a 2-to-1 ratio to seat angle. Pivot point located near front edge of chair base (dot indicates pivot point).</p>	 <p><b>18</b> <b>INVERSE SYNCHRO-TILT</b> With automatic tension control operation for potentially better circulation. Zero front rise control may help keep feet on the floor when reclining.</p>
 <p><b>19</b> <b>INTEGRAL LUMBAR SUPPORT</b> Easily adjusts to enhance comfort.</p>	

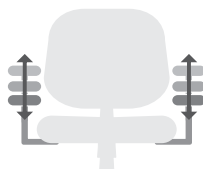
# ARM OPTIONS



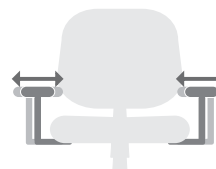
FIXED POSITION ARMS



LOOP ARMS



ADJUSTABLE-HEIGHT ARMS



ADJUSTABLE-WIDTH ARMS



BREAKAWAY ARMS

## CHAIR FUNCTIONS



SEAT HEIGHT

**1 PNEUMATIC SEAT HEIGHT ADJUSTMENT :**

Quick and easy adjustment regulates height of chair relative to the floor.

- Properly adjusted, may provide optimum, balanced support for lower back, buttocks & thighs
- May encourage appropriate blood circulation to legs and feet
- May eliminate pressure points to popliteal area behind the knees



BACK HEIGHT

**2 BACK HEIGHT ADJUSTMENT :**

Simple lift motion positions lumbar support within a limited range of height adjustment to potentially help support a healthy posture and alleviate back stress.

- Properly positioned lumbar support provides support to the lower back, which may help the spine maintain a healthy curve when seated, potentially alleviating stress to the vertebrae



SEAT DEPTH

**3 SEAT DEPTH ADJUSTMENT :**

Positions chair back relative to seat, which may reduce pressure on the buttocks and thighs for both taller and shorter users.

- Properly adjusted, Seat Depth may help users maintain proper back support, while distributing their weight evenly across the seat cushion



SEAT GLIDE

**4 SEAT GLIDE MECHANISM :**

Seat cushion travels forward and back, then locks into position

- Properly adjusted, Seat Glide Mechanism may help users maintain proper back support, while minimizing pressure to the popliteal area behind the knees



360° SWIVEL

**5 360° SWIVEL :**

Chair rotates a full 360° in either direction for ease of motion. Standard on every task chair.

- May allow user to access a variety of adjacent work areas without standing up from the chair
- The greater the amount of body movement, the more the user may benefit from increased blood flow to the spine and extremities, as well as the redistribution of pressure points during the workday



TILT

**6 TILT :**

Pivot point located directly above center of chair base (dot indicates pivot point).

- Supports a reclined posture
- May allow for a beneficial rocking motion (movement) during the workday
- The greater the amount of body movement, the more the user may benefit from increased circulation and redistribution of pressure points during the workday



MID-RANGE KNEE TILT

**7 MID-RANGE KNEE TILT :**

Pivot point located slightly ahead of center of chair base (dot indicates pivot point). May aid user in keeping feet flat on floor while chair reclines.

- The front edge of the seat stays closer to the floor - this may allow the feet to remain relatively flat on the floor while users enjoy a relaxed position for correct posture
- Because gravity works with the user, the chair may have a beneficial rocking motion (movement)
- Body movement may create an increase in circulation and redistribution of pressure points during the workday

**K N E E T I L T :**

# CHAIR FUNCTIONS CONTINUED



**8** Pivot point located near front edge of chair (dot indicates pivot point).

- May aid user in keeping feet flat on floor while chair reclines for correct ergonomic posture

## SYNCHRONIZED KNEE TILT :



**9** Back reclines at a 2-to-1 ratio to seat angle. Virtual pivot point located near front edge of chair seat (dot indicates pivot point).

- The front edge of the seat stays closer to the floor - this may allow the feet to remain relatively flat on the floor while the user enjoys a relaxed position
- The synchro-tilt motion opens the angle between torso and thigh, which may improve circulation to the legs and provide a more comfortable posture
- The greater the amount of body movement, the more the user may benefit from increased circulation and redistribution of pressure points during the workday

## DUAL-ACTION SYNCHRO-TILT :



**10** Back reclines at a 2-to-1 ratio to seat angle. Allows user to recline while keeping seat cushion relatively level to floor (dot indicates pivot point).

- Front edge of the seat stays closer to the floor - this allows the feet to remain relatively flat on the floor while the user enjoys a relaxed posture for correct ergonomic posture
- Synchro-tilt motion opens the angle of the torso, which may improve circulation to the legs and provide better spinal alignment
- Potentially increases circulation and redistributes pressure points during the workday from body movement

## TILT TENSION :



**11** Controls the rate and ease with which chair reclines to different weights and strengths of users.

- Enjoyable "rocking" sensation
- Body movement may create an increase in circulation and redistribution of pressure points during the workday

## TILT LOCK :



**12** Temporarily locks out tilt function when chair is in upright position.

- Allows user to sit in upright posture for keyboard use, while providing the option to recline when desired

## POSTURE LOCK :



**13** Back angle adjusts independently of seat, and can be locked in an infinite number of positions within a limited range.

- Supports a range of reclined postures for ergonomic positioning while performing a number of tasks

## MULTI-TASK CONTROL TILT (MULTI-TASK TILT CONTROL) :



**14** Adjusts seat and back angles with a single lever (infinite number of positions within a limited range), supporting a range of healthy postures

## ASYNCHRONOUS CONTROL :



**15** Three levers modify:

1. Angle of back relative to seat
  2. Recline (free float or infinite locking within a fixed range)
  3. Forward seat tilt (for keyboard intensive applications)
- Helps support a wide range of movement and may help spinal alignment and weight distribution.
  - May help alleviate pressure points and encourage better circulation



## DUAL-CLUTCH POSTURE CONTROL :

Adjusts seat and back angles independently with two levers for infinite number of positions within a limited range (dot indicates pivot point).

- Accommodates users of differing size in multi-shift environments



## VARIABLE SYNCHRO-TILT :

Back reclines at a 2-to-1 ratio to seat. Chair can recline freely, or lock in five positions. Forward angle control provides an extra 6° in range of motion.



## INVERSE SYNCHRO-TILT :

With automatic tension control operation for potentially better circulation. Zero front rise control may help keep feet on the floor when reclining. Tilt lever controls range of motion.

- The synchro-tilt motion opens the included angle between torso and thigh, which may improve circulation to the legs and provide a more comfortable posture
- Helps support a wide range of movement and may help spinal alignment and weight distribution
- May alleviate pressure points and encourage circulation from body movement



## INTEGRAL LUMBAR SUPPORT :

Easily adjusts to enhance comfort.

- Helps support lower back and the natural curve of the spine





# T A B L E S

# RUMBA™ NESTING TABLES

- tops fold down to easily nest together for storage
- configure multiple shapes to fit any space
- integrated cable management
- 1" high-pressure laminate tops with 3mm vinyl t-molded edging
- dual wheel casters (two locking) to easily reconfigure space or store
- black mesh modesty panel
- secure tables together with optional ganging connector
- top available in white, cherry or gray
- base available in black or metallic gray
- see full line pricer or website for custom options





SPECS

MODEL NUMBER	DESCRIPTION	TOP/BASE COLOR
2041CYBL / 2041CYSL	◆ HALF-ROUND, 48 x 24"	CHERRY/BLACK - CHERRY/SILVER
2041DWBL / 2041DWSL	◆ HALF-ROUND, 48 x 24"	WHITE/BLACK - WHITE/SILVER
2041GRBL / 2041GRSL	◆ HALF-ROUND, 48 x 24"	GRAY/BLACK - GRAY/SILVER
2035CYBL / 2035CYSL	◆ HALF-ROUND, 60 x 30"	CHERRY/BLACK - CHERRY/SILVER
A 2035DWBL / 2035DWSL	◆ HALF-ROUND, 60 x 30"	WHITE/BLACK - WHITE/SILVER
2035GRBL / 2035GRSL	◆ HALF-ROUND, 60 x 30"	GRAY/BLACK - GRAY/SILVER
2040CYBL / 2040CYSL	◆ TRAPEZOID, 60 x 24"	CHERRY/BLACK - CHERRY/SILVER
2040DWBL / 2040DWSL	◆ TRAPEZOID, 60 x 24"	WHITE/BLACK - WHITE/SILVER
2040GRBL / 2040GRSL	◆ TRAPEZOID, 60 x 24"	GRAY/BLACK - GRAY/SILVER
2037CYBL / 2037CYSL	◆ TRAPEZOID, 72 x 30"	CHERRY/BLACK - CHERRY/SILVER
C 2037DWBL / 2037DWSL	◆ TRAPEZOID, 72 x 30"	WHITE/BLACK - WHITE/SILVER
2037GRBL / 2037GRSL	◆ TRAPEZOID, 72 x 30"	GRAY/BLACK - GRAY/SILVER
2039CYBL / 2039CYSL	◆ RECTANGLE, 48 x 24"	CHERRY/BLACK - CHERRY/SILVER
2039DWBL / 2039DWSL	◆ RECTANGLE, 48 x 24"	WHITE/BLACK - WHITE/SILVER
2039GRBL / 2039GRSL	◆ RECTANGLE, 48 x 24"	GRAY/BLACK - GRAY/SILVER
2042CYBL / 2042CYSL	◆ RECTANGLE, 60 x 24"	CHERRY/BLACK - CHERRY/SILVER
2042DWBL / 2042DWSL	◆ RECTANGLE, 60 x 24"	WHITE/BLACK - WHITE/SILVER
2042GRBL / 2042GRSL	◆ RECTANGLE, 60 x 24"	GRAY/BLACK - GRAY/SILVER
2036CYBL / 2036CYSL	◆ RECTANGLE, 60 x 30"	CHERRY/BLACK - CHERRY/SILVER
B 2036DWBL / 2036DWSL	◆ RECTANGLE, 60 x 30"	WHITE/BLACK - WHITE/SILVER
2036GRBL / 2036GRSL	◆ RECTANGLE, 60 x 30"	GRAY/BLACK - GRAY/SILVER
D 2043CYBL / 2043CYSL	◆ RECTANGLE, 72 x 24"	CHERRY/BLACK - CHERRY/SILVER
2042DWBL / 2042DWSL	◆ RECTANGLE, 72 x 24"	WHITE/BLACK - WHITE/SILVER
2043GRBL / 2043GRSL	◆ RECTANGLE, 72 x 24"	GRAY/BLACK - GRAY/SILVER
2038CYBL / 2038CYSL	◆ RECTANGLE, 72 x 30"	CHERRY/BLACK - CHERRY/SILVER
2038DWBL / 2038DWSL	◆ RECTANGLE, 72 x 30"	WHITE/BLACK - WHITE/SILVER
2038GRBL / 2038GRSL	◆ RECTANGLE, 72 x 30"	GRAY/BLACK - GRAY/SILVER

◆ THESE PRODUCTS ARE SUBJECT TO CALIFORNIA PROPOSITION 65. PLEASE VISIT THE PRODUCT DETAIL PAGE ON OUR WEBSITE FOR SPECIFIC INFORMATION.

AESTHETICS

LAMINATE TOP FINISH



CY BILTMORE CHERRY / DW DESIGNER WHITE / GR FASHION GRAY

EDGE BAND/CABLE MANAGEMENT COLOR



BL BLACK

LEG FINISH



BL BLACK / SL METALLIC GRAY



INTEGRATED CABLE MANAGEMENT

OPTIONAL ACCESSORIES

- 2060BL GANGING CONNECTOR
- 2059BL CLAMP-ON POWER MODULE (8" CORD AND TWO ETHERNET DATA CONNECTIONS)
- 2078BL CLAMP-ON POWER MODULE WITH USB (8" CORD AND TWO USB DATA CONNECTIONS)
- 2254BL TABLE HOOKS (6 PACK)
- 2255BL TABLE HOOKS (24 PACK)



ONLY 2059 AND 2060 ARE GREENGUARD CERTIFIED





# RUMBA™ FIXED TABLES

- t-leg and post leg designs with casters (two locking) or glides
- 1" high pressure laminate and 3mm vinyl t-molded edging
- cast aluminum black or metallic gray base
- biltmore cherry or fashion gray tabletop
- optional clamp-on power module and ganging connector
- see full line pricer or website for custom options



FEATURES VY™ STACK CHAIRS (PG. 68).



SPECS

MODEL NUMBER	DESCRIPTION	TOP/BASE COLOR
<b>A</b> 2090CYBL / 2090GRBL / 2090CYSL / 2090GRSL	◆ POST LEG WITH CASTERS, 60 x 24"	CHERRY/BLACK - FASHION GRAY/BLACK - CHERRY/METALLIC GRAY - FASHION GRAY/METALLIC GRAY
<b>B</b> 2091CYBL / 2091GRBL / 2091CYSL / 2091GRSL	◆ POST LEG WITH GLIDES, 60 x 24"	CHERRY/BLACK - FASHION GRAY/BLACK - CHERRY/METALLIC GRAY - FASHION GRAY/METALLIC GRAY
2092CYBL / 2092GRBL / 2092CYSL / 2092GRSL	◆ POST LEG WITH CASTERS, 72 x 24"	CHERRY/BLACK - FASHION GRAY/BLACK - CHERRY/METALLIC GRAY - FASHION GRAY/METALLIC GRAY
2093CYBL / 2093GRBL / 2093CYSL / 2093GRSL	◆ POST LEG WITH GLIDES, 72 x 24"	CHERRY/BLACK - FASHION GRAY/BLACK - CHERRY/METALLIC GRAY - FASHION GRAY/METALLIC GRAY
2094CYBL / 2094GRBL / 2094CYSL / 2094GRSL	◆ T-LEG WITH CASTERS, 60 x 24"	CHERRY/BLACK - FASHION GRAY/BLACK - CHERRY/METALLIC GRAY - FASHION GRAY/METALLIC GRAY
2095CYBL / 2095GRBL / 2095CYSL / 2095GRSL	◆ T-LEG WITH GLIDES, 60 x 24"	CHERRY/BLACK - FASHION GRAY/BLACK - CHERRY/METALLIC GRAY - FASHION GRAY/METALLIC GRAY
2096CYBL / 2096GRBL / 2096CYSL / 2096GRSL	◆ T-LEG WITH CASTERS, 72 x 24"	CHERRY/BLACK - FASHION GRAY/BLACK - CHERRY/METALLIC GRAY - FASHION GRAY/METALLIC GRAY
<b>C</b> 2097CYBL / 2097GRBL / 2097CYSL / 2097GRSL	◆ T-LEG WITH GLIDES, 72 x 24"	CHERRY/BLACK - FASHION GRAY/BLACK - CHERRY/METALLIC GRAY - FASHION GRAY/METALLIC GRAY

◆ THESE PRODUCTS ARE SUBJECT TO CALIFORNIA PROPOSITION 65. PLEASE VISIT THE PRODUCT DETAIL PAGE ON OUR WEBSITE FOR SPECIFIC INFORMATION.

OPTIONAL ACCESSORIES

- D** 2060BL GANGING CONNECTOR
- E** 2059BL CLAMP-ON POWER MODULE (8" CORD AND TWO ETHERNET DATA CONNECTIONS)
- F** 2078BL CLAMP-ON POWER MODULE WITH USB (8" CORD AND TWO USB DATA CONNECTIONS)
- G** 2086BL BLACK T-LEG CAPS FOR CABLE MANAGEMENT
- H** 2086SL GRAY T-LEG CAPS FOR CABLE MANAGEMENT
- I** 2254BL TABLE HOOKS (6 PACK)
- J** 2255BL TABLE HOOKS (24 PACK)

ONLY 2059 AND 2060  
ARE GREENGUARD  
CERTIFIED



AESTHETICS

LAMINATE TOP FINISH



CY BILTMORE CHERRY / GR FASHION GRAY

EDGE BAND COLOR



BL BLACK

LEG FINISH



BL BLACK / SL METALLIC GRAY



# IMPROMPTU® TRAINING TABLES

- fold down top for nesting and storage
- 1" thick laminate top with vinyl edge band
- 1½" tubular steel base with polycarbonate modesty panel
- gray or cherry top with metallic gray or black base
- four casters (two locking) to easily reconfigure space
- optional ganging connector (2060BL) secures tables together
- complements Impromptu line of product solutions



Learn PROP 65



SPECS

MODEL NUMBER	PRODUCT	W x D x H
2065CY / 2065GR	RECTANGLE TABLETOP, 48 x 24"	48 x 24 x 1"
A 2066CY / 2066GR	RECTANGLE TABLETOP, 60 x 24"	60 x 24 x 1"
B 2067CY / 2067GR	RECTANGLE TABLETOP, 72 x 24"	72 x 24 x 1"
C 2068CY / 2068GR	HALF-ROUND TABLETOP, 48 x 24"	48 x 24 x 1"
D 2030BL / 2030SL	BASE FOR 48"W TABLES	37½ x 24 x 28"
E 2031BL / 2031SL	BASE FOR 60"W AND 72"W TABLES	49½ x 24 x 28"

TABLETOPS AND BASES SHIP SEPARATELY, PLEASE ORDER BOTH.

◆ THESE PRODUCTS ARE SUBJECT TO CALIFORNIA PROPOSITION 65. PLEASE VISIT THE PRODUCT DETAIL PAGE ON OUR WEBSITE FOR SPECIFIC INFORMATION.

AESTHETICS

LAMINATE TOP FINISH



CY CHERRY / GR GRAY

LEG FINISH



BL BLACK / SL METALLIC GRAY

OPTIONAL ACCESSORIES

- F 2060BL GANGING CONNECTOR
- G 2059BL CLAMP-ON POWER MODULE (8" CORD AND TWO ETHERNET DATA CONNECTIONS)
- H 2078BL CLAMP-ON POWER MODULE WITH USB (8" CORD AND TWO USB DATA CONNECTIONS)
- I 2254BL TABLE HOOKS (6 PACK)
- I 2255BL TABLE HOOKS (24 PACK)



ONLY 2059 AND 2060 ARE GREENGUARD CERTIFIED



IMAGE FEATURES IMPROMPTU® WHITEBOARD (PG. 170), IMPROMPTU® FLAT PANEL TV CART (PG. 171) & VY™ CHAIRS (PG. 68).

# FLIP-N-GO® TRAINING TABLES

- dual-sided levers flip tabletops from horizontal to vertical quickly
- 5¼" between tables when nested for maximum storage potential
- integrated modesty panel adds strength and cable management for organization and durability
- tables can be connected together with included ganging kit
- 150 lb. maximum weight capacity, evenly distributed
- 1⅝" low pressure laminate tabletop with black T-mold edge band
- black or silver base to match workspace décor
- four locking casters for easy mobility and reconfiguration
- minimal assembly
- tables are shipped in two boxes



## SPECS

MODEL NUMBER	DESCRIPTION	BASE/TOP COLOR			
LF1848TSLK4	RECTANGLE, 18 x 48"	BLACK/FOLKSTONE			
LF1848TSLCRM	RECTANGLE, 18 x 48"	BLACK/CHERRY			
LF1848TSLDCM	RECTANGLE, 18 x 48"	BLACK/MOCHA			
LF1848TSRMH	RECTANGLE, 18 x 48"	BLACK/REGAL MAHOGANY			
<b>A</b> LF1848TSLVFLK4	RECTANGLE, 18 x 48"	SILVER/FOLKSTONE			
LF1848TSLVLCRM	RECTANGLE, 18 x 48"	SILVER/CHERRY			
LF1848TSLVDCM	RECTANGLE, 18 x 48"	SILVER/MOCHA			
LF1848TSLVRMH	RECTANGLE, 18 x 48"	SILVER/REGAL MAHOGANY			
LF1860TSLK4	RECTANGLE, 18 x 60"	BLACK/FOLKSTONE			
LF1860TSLCRM	RECTANGLE, 18 x 60"	BLACK/CHERRY			
LF1860TSLDCM	RECTANGLE, 18 x 60"	BLACK/MOCHA			
LF1860TSRMH	RECTANGLE, 18 x 60"	BLACK/REGAL MAHOGANY			
LF1860TSLVFLK4	RECTANGLE, 18 x 60"	SILVER/FOLKSTONE			
LF1860TSLVLCRM	RECTANGLE, 18 x 60"	SILVER/CHERRY			
LF1860TSLVDCM	RECTANGLE, 18 x 60"	SILVER/MOCHA			
LF1860TSLVRMH	RECTANGLE, 18 x 60"	SILVER/REGAL MAHOGANY			
LF1872TSLK4	RECTANGLE, 18 x 72"	BLACK/FOLKSTONE			
LF1872TSLCRM	RECTANGLE, 18 x 72"	BLACK/CHERRY			
LF1872TSLDCM	RECTANGLE, 18 x 72"	BLACK/MOCHA			
LF1872TSRMH	RECTANGLE, 18 x 72"	BLACK/REGAL MAHOGANY			
LF1872TSLVFLK4	RECTANGLE, 18 x 72"	SILVER/FOLKSTONE			
LF1872TSLVLCRM	RECTANGLE, 18 x 72"	SILVER/CHERRY			
LF1872TSLVDCM	RECTANGLE, 18 x 72"	SILVER/MOCHA			
<b>B</b> LF1872TSLVRMH	RECTANGLE, 18 x 72"	SILVER/REGAL MAHOGANY			
LF2448TSLK4	RECTANGLE, 24 x 48"	BLACK/FOLKSTONE			
LF2448TSLCRM	RECTANGLE, 24 x 48"	BLACK/CHERRY			
<b>C</b> LF2448TSLDCM	RECTANGLE, 24 x 48"	BLACK/MOCHA			
LF2448TSRMH	RECTANGLE, 24 x 48"	BLACK/REGAL MAHOGANY			
LF2448TSLVFLK4	RECTANGLE, 24 x 48"	SILVER/FOLKSTONE			
LF2448TSLVLCRM	RECTANGLE, 24 x 48"	SILVER/CHERRY			
LF2448TSLVDCM	RECTANGLE, 24 x 48"	SILVER/MOCHA			
LF2448TSLVRMH	RECTANGLE, 24 x 48"	SILVER/REGAL MAHOGANY			
LF2460TSLK4	RECTANGLE, 24 x 60"	BLACK/FOLKSTONE			
LF2460TSLCRM	RECTANGLE, 24 x 60"	BLACK/CHERRY			
LF2460TSLDCM	RECTANGLE, 24 x 60"	BLACK/MOCHA			
LF2460TSRMH	RECTANGLE, 24 x 60"	BLACK/REGAL MAHOGANY			
LF2460TSLVFLK4	RECTANGLE, 24 x 60"	SILVER/FOLKSTONE			
<b>D</b> LF2460TSLVLCRM	RECTANGLE, 24 x 60"	SILVER/CHERRY			
LF2460TSLVDCM	RECTANGLE, 24 x 60"	SILVER/MOCHA			
LF2460TSLVRMH	RECTANGLE, 24 x 60"	SILVER/REGAL MAHOGANY			
LF2472TSLK4	RECTANGLE, 24 x 72"	BLACK/FOLKSTONE			
<b>E</b> LF2472TSLCRM	RECTANGLE, 24 x 72"	BLACK/CHERRY			
LF2472TSLDCM	RECTANGLE, 24 x 72"	BLACK/MOCHA			
LF2472TSRMH	RECTANGLE, 24 x 72"	BLACK/REGAL MAHOGANY			
LF2472TSLVFLK4	RECTANGLE, 24 x 72"	SILVER/FOLKSTONE			
LF2472TSLVLCRM	RECTANGLE, 24 x 72"	SILVER/CHERRY			
LF2472TSLVDCM	RECTANGLE, 24 x 72"	SILVER/MOCHA			
LF2472TSLVRMH	RECTANGLE, 24 x 72"	SILVER/REGAL MAHOGANY			

## AESTHETICS

### LAMINATE TOP OPTIONS



RMH REGAL MAHOGANY / FLK FOLKSTONE /  
LCRM CHERRY / LDCM MOCHA

### BASE FINISH OPTIONS



S5 BLACK / SLV SILVER

### EDGE BAND OPTIONS



BK BLACK



# CHA-CHA™ TEAMING TABLES

- designed for collaborating and meetings in touchdown spaces
- all tops have 1", high-pressure laminate with 3mm vinyl t-molded edging
- designer white or asian night tabletop
- x style base in black or metallic gray
- includes leg levelers for uneven surfaces
- 60mm flexible grommet standard
- see full line pricer or website for additional shapes and custom options



IMAGE FEATURES VY™ BISTRO-HEIGHT CHAIRS (PG. 68).





SPECS

MODEL NUMBER	PRODUCT	TOP/BASE COLOR
2550ANBL	RACETRACK TOP - 72 x 36" BISTRO-HEIGHT	ASIAN NIGHT/BLACK
2550ANSL	RACETRACK TOP - 72 x 36" BISTRO-HEIGHT	ASIAN NIGHT/METALLIC GRAY
2550DWBL	RACETRACK TOP - 72 x 36" BISTRO-HEIGHT	DESIGNER WHITE/BLACK
<b>A</b> 2550DWSL	RACETRACK TOP - 72 x 36" BISTRO-HEIGHT	DESIGNER WHITE/METALLIC GRAY
2551ANBL	RACETRACK TOP - 84 x 36" BISTRO-HEIGHT	ASIAN NIGHT/BLACK
2551ANSL	RACETRACK TOP - 84 x 36" BISTRO-HEIGHT	ASIAN NIGHT/METALLIC GRAY
2551DWBL	RACETRACK TOP - 84 x 36" BISTRO-HEIGHT	DESIGNER WHITE/BLACK
2551DWSL	RACETRACK TOP - 84 x 36" BISTRO-HEIGHT	DESIGNER WHITE/METALLIC GRAY
2552ANBL	RACETRACK TOP - 72 x 42" BISTRO-HEIGHT	ASIAN NIGHT/BLACK
2552ANSL	RACETRACK TOP - 72 x 42" BISTRO-HEIGHT	ASIAN NIGHT/METALLIC GRAY
2552DWBL	RACETRACK TOP - 72 x 42" BISTRO-HEIGHT	DESIGNER WHITE/BLACK
2552DWSL	RACETRACK TOP - 72 x 42" BISTRO-HEIGHT	DESIGNER WHITE/METALLIC GRAY
<b>B</b> 2553ANBL	RACETRACK TOP - 84 x 42" BISTRO-HEIGHT	ASIAN NIGHT/BLACK
2553ANSL	RACETRACK TOP - 84 x 42" BISTRO-HEIGHT	ASIAN NIGHT/METALLIC GRAY
2553DWBL	RACETRACK TOP - 84 x 42" BISTRO-HEIGHT	DESIGNER WHITE/BLACK
2553DWSL	RACETRACK TOP - 84 x 42" BISTRO-HEIGHT	DESIGNER WHITE/METALLIC GRAY
2590DEBL	RACETRACK TOP - 72 x 36" BISTRO-HEIGHT	DRY ERASE/BLACK
2590DESL	RACETRACK TOP - 72 x 36" BISTRO-HEIGHT	DRY ERASE/SILVER
2593DEBL	RACETRACK TOP - 84 x 42" BISTRO-HEIGHT	DRY ERASE/BLACK
2593DESL	RACETRACK TOP - 84 x 42" BISTRO-HEIGHT	DRY ERASE/SILVER

AESTHETICS

LAMINATE TOP FINISH



AN ASIAN NIGHT/ DW DESIGNER WHITE  
DE DRY ERASE

EDGE BAND COLOR



BL BLACK

LEG FINISH



BL BLACK / SL METALLIC GRAY

STYLES

TOP STYLE

RACETRACK




ONLY 2059 IS GREENGUARD CERTIFIED



OPTIONAL ACCESSORIES

- C** 2059BL CLAMP-ON POWER MODULE (8" CORD AND TWO ETHERNET DATA CONNECTIONS)
- D** 2078BL CLAMP-ON POWER MODULE WITH USB (8" CORD AND TWO USB DATA CONNECTIONS)
- E** 2069BL PULL-UP POWER MODULE (FITS IN GROMMET HOLE IF CABLE GROMMET OPTION IS ORDERED)
- F** 2254BL TABLE HOOKS (6 PACK)
- F** 2255BL TABLE HOOKS (24 PACK)





# CHA-CHA™ TABLES

- available as bistro-height table (42" h) or sitting-height table (29" h)
- table available in two different sizes
- all tops have 1", high-pressure laminate with 3mm vinyl t-molded edging
- choose x style or trumpet base
- x style base includes leg levelers for uneven surfaces
- tables are great for collaboration spaces and touchdown meeting areas
- top available in biltmore cherry or fashion gray
- base available in black or metallic gray
- see full line pricer or website for custom options





SPECS

MODEL NUMBER	PRODUCT	TOP/BASE COLOR
<b>A</b> 2470CYBL	30" ROUND TOP, X STYLE BASE, SITTING-HEIGHT	CHERRY/BLACK
2470CYSL	30" ROUND TOP, X STYLE BASE, SITTING-HEIGHT	CHERRY/METALLIC GRAY
2470GRBL	30" ROUND TOP, X STYLE BASE, SITTING-HEIGHT	GRAY/BLACK
2470GRSL	30" ROUND TOP, X STYLE BASE, SITTING-HEIGHT	GRAY/METALLIC GRAY
2472CYBL	36" ROUND TOP, X STYLE BASE, SITTING-HEIGHT	CHERRY/BLACK
2472CYSL	36" ROUND TOP, X STYLE BASE, SITTING-HEIGHT	CHERRY/METALLIC GRAY
2472GRBL	36" ROUND TOP, X STYLE BASE, SITTING-HEIGHT	GRAY/BLACK
2472GRSL	36" ROUND TOP, X STYLE BASE, SITTING-HEIGHT	GRAY/METALLIC GRAY
2475CYBL	30" ROUND TOP, TRUMPET BASE, SITTING-HEIGHT	CHERRY/BLACK
2475CYSL	30" ROUND TOP, TRUMPET BASE, SITTING-HEIGHT	CHERRY/METALLIC GRAY
2475GRBL	30" ROUND TOP, TRUMPET BASE, SITTING-HEIGHT	GRAY/BLACK
<b>B</b> 2475GRSL	30" ROUND TOP, TRUMPET BASE, SITTING-HEIGHT	GRAY/METALLIC GRAY
2477CYBL	36" ROUND TOP, TRUMPET BASE, SITTING-HEIGHT	CHERRY/BLACK
2477CYSL	36" ROUND TOP, TRUMPET BASE, SITTING-HEIGHT	CHERRY/METALLIC GRAY
2477GRBL	36" ROUND TOP, TRUMPET BASE, SITTING-HEIGHT	GRAY/BLACK
2477GRSL	36" ROUND TOP, TRUMPET BASE, SITTING-HEIGHT	GRAY/METALLIC GRAY
2480CYBL	30" ROUND TOP, X STYLE BASE, BISTRO-HEIGHT	CHERRY/BLACK
2480CYSL	30" ROUND TOP, X STYLE BASE, BISTRO-HEIGHT	CHERRY/METALLIC GRAY
2480GRBL	30" ROUND TOP, X STYLE BASE, BISTRO-HEIGHT	GRAY/BLACK
2480GRSL	30" ROUND TOP, X STYLE BASE, BISTRO-HEIGHT	GRAY/METALLIC GRAY
2482CYBL	36" ROUND TOP, X STYLE BASE, BISTRO-HEIGHT	CHERRY/BLACK
2482CYSL	36" ROUND TOP, X STYLE BASE, BISTRO-HEIGHT	CHERRY/METALLIC GRAY
2482GRBL	36" ROUND TOP, X STYLE BASE, BISTRO-HEIGHT	GRAY/BLACK
2482GRSL	36" ROUND TOP, X STYLE BASE, BISTRO-HEIGHT	GRAY/METALLIC GRAY



STYLES

TOP STYLE



BASE STYLE



29" TRUMPET SITTING-HEIGHT  
 29" X STYLE SITTING-HEIGHT  
 42" X STYLE BISTRO-HEIGHT

ONLY 2059 IS GREENGUARD CERTIFIED



OPTIONAL ACCESSORIES

- C** 2059BL CLAMP-ON POWER MODULE (8" CORD AND TWO ETHERNET DATA CONNECTIONS)
- D** 2078BL CLAMP-ON POWER MODULE WITH USB (8" CORD AND TWO USB DATA CONNECTIONS)
- E** 2254BL TABLE HOOKS (6 PACK)
- E** 2255BL TABLE HOOKS (24 PACK)



AESTHETICS

LAMINATE TOP FINISH



CY BILTMORE CHERRY / GR FASHION GRAY

LEG FINISH



BL BLACK / SL METALLIC GRAY

EDGE BAND COLOR



BL BLACK

# SPARK™ TEAMING TABLES

- great for individual work or impromptu team meetings
- features a small footprint that allows for social and teaming areas without taking up much space
- standing while working helps promote increased movement for a more active workday
- includes a footrest built into the base for support while standing that encourages shifting positions for increased movement
- built-in hooks under the tabletop provide convenient storage for bags, purses, jackets or other personal items
- available in 60" or 72"w sizes to fit the needs of a variety of workplaces, with a 20"d or 24"d
- available in designer white and asian night top colors
- sturdy steel base with a powder coat finish is perfect for long-lasting durability; base is available in black or silver



## SPECS

MODEL NUMBER	DESCRIPTION	W x D x H
2222DWSL	20"D TOP, 60"W, DESIGNER WHITE TOP, SILVER BASE	60 x 20 x 42"
<b>A</b> 2222DWBL	20"D TOP, 60"W, DESIGNER WHITE TOP, BLACK BASE	60 x 20 x 42"
<b>B</b> 2222ANSL	20"D TOP, 60"W, ASIAN NIGHT TOP, SILVER BASE	60 x 20 x 42"
2222ANBL	20"D TOP, 60"W, ASIAN NIGHT TOP, BLACK BASE	60 x 20 x 42"
2223DWSL	20"D TOP, 72"W, DESIGNER WHITE TOP, SILVER BASE	72 x 20 x 42"
2223DWBL	20"D TOP, 72"W, DESIGNER WHITE TOP, BLACK BASE	72 x 20 x 42"
2223ANSL	20"D TOP, 72"W, ASIAN NIGHT TOP, SILVER BASE	72 x 20 x 42"
2223ANBL	20"D TOP, 72"W, ASIAN NIGHT TOP, BLACK BASE	72 x 20 x 42"
2224DWSL	24"D TOP, 60"W, DESIGNER WHITE TOP, SILVER BASE	60 x 24 x 42"
2224DWBL	24"D TOP, 60"W, DESIGNER WHITE TOP, BLACK BASE	60 x 24 x 42"
2224ANSL	24"D TOP, 60"W, ASIAN NIGHT TOP, SILVER BASE	60 x 24 x 42"
2224ANBL	24"D TOP, 60"W, ASIAN NIGHT TOP, BLACK BASE	60 x 24 x 42"
2226DWSL	24"D TOP, 72"W, DESIGNER WHITE TOP, SILVER BASE	72 x 24 x 42"
2226DWBL	24"D TOP, 72"W, DESIGNER WHITE TOP, BLACK BASE	72 x 24 x 42"
2226ANSL	24"D TOP, 72"W, ASIAN NIGHT TOP, SILVER BASE	72 x 24 x 42"
2226ANBL	24"D TOP, 72"W, ASIAN NIGHT TOP, BLACK BASE	72 x 24 x 42"

NEW

## AESTHETICS

### LAMINATE TOP FINISH



AN ASIAN NIGHT / DW DESIGNER WHITE

### BASE FINISH



BL BLACK / SL SILVER

### EDGE BAND COLOR



BL BLACK



# OASIS™ TEAMING TABLES

- seats up to six people for easy collaboration in any space
- standing-height option helps promote an active working environment and pairs well with leaning or perch seating to help combat fatigue while standing
- includes leg levelers for stability on uneven surfaces
- sturdy steel frame with black powder coat finish for chip-resistance and durability
- 1" high pressure laminate tabletop available in cherry or weathered white to suit personal preference or decor
- contemporary sleek leg design creates a professional aesthetic in any space



## SPECS

MODEL NUMBER	DESCRIPTION	COLOR	W x D x H
<b>3019CY</b>	SITTING-HEIGHT TABLE	CHERRY	60 x 48 x 29¼"
<b>3019WW</b>	SITTING-HEIGHT TABLE	WEATHERED WHITE	60 x 48 x 29¼"
<b>3020CY</b>	STANDING-HEIGHT TABLE	CHERRY	60 x 48 x 42"
<b>3020WW</b>	STANDING-HEIGHT TABLE	WEATHERED WHITE	60 x 48 x 42"



## OPTIONAL ACCESSORIES

- 2254BL** TABLE HOOKS (6 PACK)
- 2255BL** TABLE HOOKS (24 PACK)



## AESTHETICS

### LAMINATE TOP FINISH



**CY** CHERRY / **WW** WEATHERED WHITE



# CONNECT™ COLLABORATION SERIES TABLES

## OVERALL PRODUCT DETAILS

- connect collaboration collection is designed to help facilitate group work or to provide an alternative meeting space
- includes a variety of table and bench sizes that can be used together to create a custom collaboration area in any space
- products are easily moved to allow for reconfiguration based on the needs of the users or project
- tabletop available in ¾" thick natural butcher block wood
- complements entire line of Connect Collaboration Seating (pg. 84)
- see full line pricer or website for custom options

## WORK TABLE

- large table provides plenty of space for collaborative work or meetings, either impromptu or planned
- sturdy black steel base for long-lasting durability and a sleek aesthetic

## SINGLE WORK TABLE

- single work table for creating an individual workspace in collaboration areas
- sturdy black steel base for long-lasting durability and a sleek aesthetic



## SPECS

---

MODEL NUMBER	DESCRIPTION	W x D x H
<b>A</b> 5063NA	WORKTABLE	62 x 24 x 29½"
<b>B</b> 5064NA	SINGLE WORKTABLE	28¾ x 16 x 26"

T A B L E S



IMAGE FEATURES CONNECT™ COLLABORATION SEATING (PG. 84.)

# NAPOLI<sup>®</sup> TABLES

- perfect any environment with tables that add an Italian edge and structural elegance to any space
- tabletops are 1½" thick for durability
- table surfaces are "floating" with silver supports for a sleek design
- each table has a weight capacity of 50 lbs., making it the ideal table for a variety of uses
- offered in a choice of sierra cherry finish on cherry veneer or mahogany finish on walnut veneer to suit a variety of workspaces
- complements Napoli line of product solutions (pg.32)



## SPECS

MODEL NUMBER	DESCRIPTION	W x D x H
<b>A</b> NTR	COFFEE TABLE	48 x 24 x 16"
<b>B</b> NTS	END TABLE	24 x 24 x 22"

## AESTHETICS

### FINISH OPTIONS



**CRY** SIERRA CHERRY / **MAH** MAHOGANY

# STERLING TABLES

- occasional tables combine bold "floating" design and contemporary laminate decoration
- sleek, knife edge profile and a 1½" surface for a timeless look that complements any space
- features chrome standoff design for a chic look
- sofa table and end table feature a lower shelf for extra storage
- each table has a weight capacity of 50 lbs., making it the ideal table perfect for a variety of uses
- available in textured driftwood, textured mocha and textured brown sugar laminate to suit a variety of workspaces
- complements entire Sterling line of product solutions (pg. 44)



## SPECS

MODEL NUMBER	DESCRIPTION	W x D x H
<b>C</b> STET	END TABLE	24 x 24 x 25"
<b>STST</b>	SOFA TABLE	58 x 19 x 30"
<b>D</b> STCT	COFFEE TABLE	48 x 48 x 16"

## AESTHETICS

### FINISH OPTIONS



**TDC** TEXTURED MOCHA / **TOW** TEXTURED DRIFTWOOD / **TBS** TEXTURED BROWN SUGAR

# SORRENTO TABLES

- each table has a weight capacity of 50 lbs., making it the ideal table for a variety of uses
- offered in choice of bourbon cherry finish on a cherry veneer border with a walnut inlay surrounding a bird's eye maple panel, or an espresso finish on walnut veneer for perfect office customization
- complements Sorrento line of product solutions (pg. 38)



## SPECS

MODEL NUMBER	DESCRIPTION	W x D x H
<b>E</b> SET	END TABLE	24 x 24 x 24"
<b>F</b> SCFT	OVAL COFFEE TABLE	48 x 24 x 15"
<b>G</b> SSFA	SOFA TABLE	60 x 16 x 30"

## AESTHETICS

### FINISH OPTIONS



**SCR** BOURBON CHERRY / **ESP** ESPRESSO



# ILLUSION SERIES

- beautiful glass tops and clean lines create a professional look to enhance any workspace
- each table has a weight capacity of 50 lbs., perfect for any hospitality space
- glass tops with a bourbon cherry finished base

## SPECS

MODEL NUMBER	DESCRIPTION	W x D x H
<b>H</b> M106C	COFFEE TABLE	48 x 24 x 16"
<b>I</b> M106R	END TABLE	22 DIA x 22"H



# DIAMOND SERIES

- this series of occasional tables utilizes a stylish diamond pattern in rich finishes to add unique beauty to any space
- each table has a weight capacity of 50 lbs., perfect for any hospitality area
- tops feature cherry veneer with a bourbon cherry finish to add style to any professional environment



## SPECS

MODEL NUMBER	DESCRIPTION	W x D x H
A M104C	COFFEE TABLE	48 x 24 x 16 1/4"
B M104S	END TABLE	24 x 24 x 22 1/4"



# MIDNIGHT SERIES

- this series of occasional tables combines sturdy granite tops and beautiful finishes
- each table has a weight capacity of 50 lbs., perfect for any hospitality area
- black granite top with bourbon cherry finish on base to seamlessly blend in with any space

## SPECS

MODEL NUMBER	DESCRIPTION	W x D x H
C M103X	SOFA TABLE	60 x 16 x 30"
D M103C	COFFEE TABLE	48 x 24 x 16"
E M103R	END TABLE	24 x 24 x 22"

# EVENT SERIES MULTI-PURPOSE TABLES

- textured white polypropylene top material to help protect the table when used outdoors
- heavy-duty design features an increased number of connections between frame and top for added reinforcement
- durable hammer-coated frame in dark grey
- overall table height is 29" with round widths varying from 60-72" or rectangular tables in varying sizes for optimal event customization
- optional storage carts available for ease of storing and transportation
- two slide locks per table to keep legs secure when stored



Learn **PROP 65**

## SPECS

MODEL NUMBER	DESCRIPTION	W x D x H
770060	ROUND MULTI-PURPOSE TABLE	60 DIA. x 29"H
<b>F</b> 770072 ♦	ROUND MULTI-PURPOSE TABLE	72 DIA. x 29"H
773072 ♦	RECTANGULAR MULTI-PURPOSE TABLE	72 x 30 x 29"
<b>G</b> 773096	RECTANGULAR MULTI-PURPOSE TABLE	96 x 30 x 29"

## OPTIONAL ACCESSORIES

<b>H</b> 77CRND	ROUND TABLE DOLLY
<b>I</b> 7730WC	RECTANGULAR TABLE CART FOR 30"D TABLES

♦ THESE PRODUCTS ARE SUBJECT TO CALIFORNIA PROPOSITION 65. PLEASE VISIT THE PRODUCT DETAIL PAGE ON OUR WEBSITE FOR SPECIFIC INFORMATION.

## AESTHETICS

### FINISH OPTIONS



WHITE TOP / DARK GRAY FRAME



# COGO™ OUTDOOR TABLES

- ideal for outdoor use, easily adaptable for indoor use
- UV and weather resistant; repellant against moisture, heat and stains
- steel construction for long-lasting durability
- slatted design helps water to drain
- footring for added comfort while sitting
- 2¼" dia. opening in tabletop to accommodate an umbrella (not included)
- features hooks to hang up belongings and keep them off the ground
- complements CoGo Outdoor Chairs and Benches (pg. 86-87)



## SPECS

MODEL NUMBER	DESCRIPTION	COLOR	DIA x H
4361BL	30" TABLE	BLACK	30 x 29½"
4361BU	30" TABLE	BLUE	30 x 29½"
4361RD	30" TABLE	RED	30 x 29½"
4361WH	30" TABLE	WHITE	30 x 29½"
4362BL	36" TABLE	BLACK	36 x 29½"
4362BU	36" TABLE	BLUE	36 x 29½"
4362RD	36" TABLE	RED	36 x 29½"
4362WH	36" TABLE	WHITE	36 x 29½"



## AESTHETICS

### FRAME COLOR



BL BLACK / BL BLUE / RD RED / WH WHITE



IMAGE FEATURES COGO™ CHAIRS (PG. 86)



IMAGE FEATURES ENTOURAGE™ CHAIRS (PG. 85) & CANMELEON™ RECEPTACLE (PG. 296).

## ENTOURAGE™ OUTDOOR TABLES

- ideal for outdoor or indoor use
- UV, heat and scratch resistant
- seamless design helps keep moisture out
- steel base with silver powder coat finish for durability
- two sizes to meet the needs of any size space
- complements Entourage Outdoor Chairs (pg. 85)



### SPECS

MODEL NUMBER	DESCRIPTION	COLOR	DIA x H
<b>B</b> 2491AC	24" TABLETOP	ANTHRACITE	24 x 1"
<b>C</b> 2492AC	32" TABLETOP	ANTHRACITE	32 x 1"
<b>D</b> 2490SL	BASE	SILVER	18 x 29"

TABLETOPS AND BASES SHIP SEPARATELY, PLEASE ORDER BOTH.





# D E S K S

# WIRE DESK

## OVERALL PRODUCT DETAILS

- black steel frame and black powder coat finish for durability
- one sturdy, double-braced shelf for resting feet or storing supplies
- option of four swivel casters (two locking) or four floor guides to meet space needs; comes with both - choose during assembly
- black melamine top
- complete your desk with the Under-Desk Printer/Fax Stand (5206BL) and the Deskside Wire Machine Stand (5207BL) sold separately (pg. 200)
- easy assembly, no tools needed except small wrench to secure/tighten casters

NEW



PROP 65 

## SPECS

MODEL NUMBER	DESCRIPTION	FRAME FINISH	W x D x H
5203BL ♦	STEEL WIRE FRAME WITH MELAMINE TOP	BLACK	36 x 24 x 30¼"

♦ THESE PRODUCTS ARE SUBJECT TO CALIFORNIA PROPOSITION 65. PLEASE VISIT THE PRODUCT DETAIL PAGE ON OUR WEBSITE FOR SPECIFIC INFORMATION.

# ELEVATE™ DESKS

## OVERALL PRODUCT DETAILS

- great for use in offices and personal workspaces
- adjustable footrest provides added comfort and movement while standing
- designed with a melamine laminate top with powder coated steel legs for simplicity and durability
- features adjustable standing-height between with knob adjustment 38 - 50"h

PROP 65 

## SPECS

MODEL NUMBER	DESCRIPTION	FRAME FINISH	W x D x H
1957BH ♦	STANDING-HEIGHT DESK, BEECH	WHITE	48 x 24 x 38-50"
1957WL ♦	STANDING-HEIGHT DESK, WALNUT	BLACK	48 x 24 x 38-50"



A

♦ THESE PRODUCTS ARE SUBJECT TO CALIFORNIA PROPOSITION 65. PLEASE VISIT THE PRODUCT DETAIL PAGE ON OUR WEBSITE FOR SPECIFIC INFORMATION.



# VUM™ MOBILE WORKSTATION NEW

- features dual work surfaces
- the pneumatic top adjusts in height 12¼", the secondary shelf is stationary
- secondary shelf has hook for personal items
- features two laminate colors, white and natural wood
- curved edge for added comfort and design
- one plastic cup holder
- mobile on four casters, two locking
- ¾" tabletop thickness



## SPECS

MODEL NUMBER	DESCRIPTION	COLOR	W x D x H
<span style="border: 1px solid black; border-radius: 50%; padding: 1px;">D</span> 1944WH	MOBILE WORKSTATION	WHITE	30¾" x 23" x 26- 47¼"
<span style="border: 1px solid black; border-radius: 50%; padding: 1px;">E</span> 1944NA	MOBILE WORKSTATION	NATURAL WOOD	30¾" x 23" x 26- 47¼"



# MUV™ ADJUSTABLE-HEIGHT DESKS

## OVERALL PRODUCT DETAILS

- mobile, adjustable-height desk
- decorative molded side panels hide computer cables
- keyboard shelf extends 9¾" and retracts under the work surface
- durable powder coat steel frame
- cable management
- mobile on four casters (two locking) for easy mobility

## 28" ADJUSTABLE-HEIGHT DESK

- adjusts from 29" - 34" in height
- height-adjustable monitor and keyboard trays
- height-adjustable lower shelf

## 35" ADJUSTABLE-HEIGHT DESK

- keyboard and monitor shelves adjust in 4" range
- 31½"w printer shelf adjustable in 1" increments

## MINI TOWER DESK

- pullout printer shelf
- accommodates CPU up to 16½"h
- keyboard shelf adjustable in 1" increments
- 19¾"d printer shelf adjustable in 1" increments

## STAND-UP HEIGHT-ADJUSTABLE DESK



- adjusts in height from 35" - 49" during assembly
- work surface: 29½"w x 19¾"d
- keyboard shelf dimension: 22¾"w x 13½"d
- adjustable shelves



## SPECS

MODEL NUMBER	DESCRIPTION	COLOR	W x D x H
1925CY	28" ADJUSTABLE-HEIGHT DESK	CHERRY	29½ x 22 x 29-34"
1925MO	28" ADJUSTABLE-HEIGHT DESK	MEDIUM OAK	29½ x 22 x 29-34"
1926CY	35" ADJUSTABLE-HEIGHT DESK	CHERRY	35½ x 22 x 29-34"
A 1926MO	35" ADJUSTABLE-HEIGHT DESK	MEDIUM OAK	35½ x 22 x 29-34"
B 1927CY	MINI TOWER DESK	CHERRY	35½ x 22 x 29-34"
1927MO	MINI TOWER DESK	MEDIUM OAK	35½ x 22 x 29-34"
C 1929CY	STAND-UP ADJUSTABLE-HEIGHT DESK	CHERRY	29½ x 22 x 35-49"
1929GR	STAND-UP ADJUSTABLE-HEIGHT DESK	GRAY	29½ x 22 x 35-49"

## AESTHETICS

### WOOD COLORS



CY CHERRY / GR GRAY / MO MEDIUM OAK



# MUV™ FIXED-HEIGHT DESKS

## OVERALL PRODUCT DETAILS

- fixed-height, mobile desks
- durable ¾" melamine laminate work surface and shelves
- keyboard shelves extend 9¾" and retract under the work surface
- decorative molded side panels hide computer cables
- cable management
- durable powder coat steel frame
- mobile on four casters (two locking) for easy mobility

## STAND-UP FIXED-HEIGHT DESK



- 45" high stand-up station
- keyboard tray adjusts in 1" increments
- 24¾" w printer tray adjusts in 1" increments

## 35" FIXED-HEIGHT DESK

- 35" wide equipped with adjustable shelf
- keyboard tray and molded side panels hide cables
- keyboard shelf adjusts in 1" increments



## SPECS

MODEL NUMBER	DESCRIPTION	COLOR	W x D x H
1921CY	35" FIXED-HEIGHT DESK	CHERRY	35½ x 22 x 30½"
1921MO	35" FIXED-HEIGHT DESK	MEDIUM OAK	35½ x 22 x 30½"
1923CY	STAND-UP DESK	CHERRY	29½ x 22 x 45"
1923GR	STAND-UP DESK	GRAY	29½ x 22 x 45"
1923MO	STAND-UP DESK	MEDIUM OAK	29½ x 22 x 45"

## AESTHETICS

### WOOD COLORS



CY CHERRY / GR GRAY / MO MEDIUM OAK

# ALPHABETTER® DESKS

- designed for students in grades 3-12
- desktops are durable, chemical, fire and impact resistant
- height adjusts from 26" - 42"h in 1¼" increments
- lower phenolic shelf provides additional storage
- steel frame with black powder coat finish for durability
- noise-free Swinging Pendulum Footrest Bar allows natural movement while standing at desk
- optional book box and casters
- patent nos. 8061278, 8291833, 2711897 and ZL 2009 8 0101892.1
- CPSIA compliant



## SPECS

MODEL NUMBER	DESCRIPTION	COLOR	W x D x H
1201BE	STANDARD TOP	BEIGE	28 x 20 x 26-42"
<b>A</b> 1202BE	STANDARD TOP WITH BOOK BOX	BEIGE	28 x 20 x 26-42"
1203GR	PREMIUM TOP	GRAY	28 x 20 x 26-42"
1203DE	PREMIUM TOP	DRY ERASE	28 x 20 x 26-42"
<b>B</b> 1204GR	PREMIUM TOP WITH BOOK BOX	GRAY	28 x 20 x 26-42"
1204DE	DRY ERASE TOP WITH BOOK BOX	DRY ERASE	28 x 20 x 26-42"
1206BE	STANDARD TOP	BEIGE	36 x 24 x 26-42"
1207BE	STANDARD TOP WITH BOOK BOX	BEIGE	36 x 24 x 26-42"
1208GR	PREMIUM TOP	GRAY	36 x 24 x 26-42"
<b>C</b> 1208DE	DRY ERASE TOP	DRY ERASE	36 x 24 x 26-42"
1209GR	PREMIUM TOP WITH BOOK BOX	GRAY	36 x 24 x 26-42"
1209DE	DRY ERASE TOP WITH BOOK BOX	DRY ERASE	36 x 24 x 26-42"

**STANDARD TOP:** ¾" THICK TRADITIONAL STYLE IN MDF (MEDIUM DENSITY FIBERBOARD) WITH DURABLE 3D RIGID THERMOPLASTIC LAMINATE, WHICH IS FIRE, CHEMICAL AND IMPACT RESISTANT.

**PREMIUM TOP:** ¾" THICK PHENOLIC (HARD, DENSE COMPOSITE MATERIAL; INDUSTRIAL LAMINATED PLASTIC) PROVIDES SUPERIOR FIRE, CHEMICAL AND IMPACT RESISTANCE AND OFFERS A SLIM MODERN PROFILE.

## AESTHETICS

### COLORS



BE BEIGE / GR GRAY / DE DRY ERASE

## OPTIONAL ACCESSORIES

<b>D</b> 1210BL	CARPET CASTERS		
1211BL	HARD FLOOR CASTERS		
1212BL	BOOK BOX	BLACK	22 x 15 x 4¼"



# ALPHABETTER® STOOLS

- wide angle base for a tip-resistant stool
- height-adjustable in 1/4" increments
- allows users to sit and use the Swinging Pendulum Footrest Bar




## SPECS

MODEL NUMBER	COLOR	SEAT W x D	W x H
<b>E</b> 1205BE	BEIGE	13 x 13"	15¼-19¼ x 21-35½"
1205BL	BLACK	13 x 13"	15¼-19¼ x 21-35½"

## AESTHETICS

### COLORS



BE BEIGE / BL BLACK



RENDERING FEATURES WOOD ADJUSTABLE LITERATURE ORGANIZER (PG. 264), TWIXT™ ACTIVE SEAT (PG. 56), AND RUMBA™ WHITEBOARD (PG. 169).

# SCOOT™ DESKS

## SIT-DOWN / STAND-UP DESK

- steel sit-down and stand-up desks nest together
- unique hole-pattern design
- adjustable side pocket on both desks for files, projects and tablets
- mobile on four casters (two locking) for easy mobility
- complements entire Scoot line of products

## STANDING-HEIGHT DESK WITH ROTATING WORK SURFACE

- versatile desk option that can help save space
- top portion swings open to provide additional workspace or nests to reduce footprint
- pivoting work surface can be mounted on either right or left side during assembly to suit the space and the user
- constructed of a durable steel frame with powder coat finish for chip resistance
- durable laminate desktop
- complements the entire Scoot line of products



ONLY 1908BL AND 1974BL ARE A PART OF THE ACTIVE COLLECTION



## SPECS

MODEL NUMBER	DESCRIPTION	COLOR	W x D x H
<b>A</b> 1907BL	SIT-DOWN DESK	BLACK	32½ x 22 x 30½"
<b>B</b> 1908BL	STAND-UP DESK	BLACK	39½ x 23¼ x 41¼"
<b>C</b> 1974BL ♦	STANDING-HEIGHT DESK W/ROTATING WORK SURFACE	BLACK	47¼ x 21½ x 42¼" (NESTED) 47¼ x 54¼ x 42¼" (EXTENDED)

♦ THESE PRODUCTS ARE SUBJECT TO CALIFORNIA PROPOSITION 65. PLEASE VISIT THE PRODUCT DETAIL PAGE ON OUR WEBSITE FOR SPECIFIC INFORMATION.

# BRIO™ STANDING DESK

- designed to help promote a more active working environment
- small footprint allows use in a variety of office spaces
- hidden casters allow workers to move the desk for increased flexibility while working
- integrated cup holder in top for beverages or can hold pencils and other supplies
- 8 cranks equals one inch of height adjustment
- height-adjustable from 37 - 50¼"
- black base with white laminate top



## SPECS

MODEL NUMBER	COLOR	W x D x H
1964WH ♦	WHITE	29½ x 27¼ x 37 - 50¼"

♦ THESE PRODUCTS ARE SUBJECT TO CALIFORNIA PROPOSITION 65. PLEASE VISIT THE PRODUCT DETAIL PAGE ON OUR WEBSITE FOR SPECIFIC INFORMATION.

# VERVE™ STANDING - HEIGHT DESK

- desk is designed to help encourage more movement during the workday
- height-adjustable using a screw-in assembly method from 36 - 42" h range to suit a variety of users
- contoured tabletop tilt adjusts from 0 to 13° to suit individual users and projects
- standing height helps promote a more active working environment and may help promote additional calorie burn and increased focus over sitting
- pairs well with leaning or perch seating to help reduce fatigue from standing while still maintaining more active and engaging posture
- sturdy stainless steel base and white or walnut laminate top for long-lasting durability
- includes two integrated cup holders in the tabletop



## SPECS

MODEL NUMBER	COLOR	W x D x H
<b>D</b> 1959WH	WHITE	47¼ x 31¾ x 36 - 42"
1959WL	WALNUT	47¼ x 31¾ x 36 - 42"

## AESTHETICS

### COLOR OPTIONS



WH WHITE / WL WALNUT

# DEFY™ ELECTRIC HEIGHT-ADJUSTABLE DESK

- electric height-adjustable desk for sitting or standing
- tabletop tilt adjustment from 0 - 13° for user preference
- two integrated powder coated steel cup holders
- adjusts from 30¾" to 50¼" to suit a variety of users
- dual motor for electric height adjustment available with four height presets to save user's height preferences
- motor has low-decibel operation to move the desk without disruption
- unique aesthetic design with thermoform white top, and a steel base with silver powder coat finish
- see full line pricer or website for custom options



## SPECS

MODEL NUMBER	COLOR	W x D x H
1980WH ♦	WHITE	47¼ x 30¾ x 50¼"

♦ THESE PRODUCTS ARE SUBJECT TO CALIFORNIA PROPOSITION 65. PLEASE VISIT THE PRODUCT DETAIL PAGE ON OUR WEBSITE FOR SPECIFIC INFORMATION.

# XPRESSIONS™ COMPUTER DESKS

## COMPUTER DESK

- tempered glass allows users to take notes on desktop with dry erase marker
- tempered glass shelves held in place with suction cups
- attached side shelf provides storage

## 47" COMPUTER DESK

- take notes on the surface or the back panel with dry erase marker
- back panel can also be used for storage
- optional keyboard tray

## STAND-UP DESK



- take notes on the surface or the back panel
- back panel can also be used for storage
- patented Swinging Pendulum Footrest Bar to keep users moving during the workday
- noise-free footrest bar allows natural movement while standing at desk while not distracting others
- patent nos. 8061278, 8291833, 2711897 and ZL 2009 8 0101892.1



1936TG, 1938TG AND  
1941TG ARE GREEN-  
GUARD CERTIFIED



## SPECS

MODEL NUMBER	DESCRIPTION	COLOR	W x D x H
<b>A</b> 1936TG	COMPUTER DESK	TEMPERED GLASS	53¼ x 23¼ x 45"
<b>B</b> 1938TG	47" COMPUTER DESK	TEMPERED GLASS	47 x 23 x 37"
<b>C</b> 1940BL	KEYBOARD TRAY FOR 1938	BLACK	23½ x 15¼ x 2¼"
<b>D</b> 1941TG	STAND-UP DESK	TEMPERED GLASS	35 x 23 x 49"

# MOOD™ STANDING DESK WITH ROTATING WORK SURFACE

- top portion swings open to provide additional workspace as needed or can be nested to save space
- contemporary design to fit into a variety of workspace environments
- constructed of sturdy black powder coated steel with a laminate gray woodgrain finish for long-lasting durability
- complements the entire Mood line of product solutions (pg. 270)



DESK EXTENDED



DESK NESTED



## SPECS

MODEL NUMBER	DESCRIPTION	W x D x H
1904GR	STANDING-HEIGHT DESK	53¼ x 21¼ x 42¼" (NESTED) 53¼ x 53¼ x 42¼" (EXTENDED)

# ROAM™ TOUCHDOWN WORKSTATION

- unique and versatile individual workspace, perfect for a nomadic worker who likes to move between work areas or who travels between offices frequently
- beech laminate tabletop surrounded by fabric on three sides for a private, focused workspace
- constructed of a steel tube frame with powder coat finish for long-lasting durability while also remaining lightweight and easily movable
- fabric openings for cable management to create a clean, organized space
- multiple units can be used together within an open floor plan
- fabric available in tan or dark gray



E



CABLE CUT-OUT



## SPECS

MODEL NUMBER	COLOR	W x D x H
1958TN	TAN	33¼ x 30 x 51¼"
1958DG	DARK GRAY	33¼ x 30 x 51¼"

## AESTHETICS

### FABRIC COLORS



TN TAN / DG DARK GRAY

# STUDIO DESKS

## SINGLE DRAWER OFFICE DESK

- black steel frame with wooden veneer top in natural or white steel frame with laminate top in beech
- contemporary leg design
- drawer and built-in storage compartment
- small footprint to fit into a variety of spaces

## WRITING DESK

- black frame with wooden veneer top in natural or white steel frame with laminate top in beech
- circular cutout enables cable management
- upper shelf for additional storage
- small footprint to fit into a variety of spaces



IMAGE FEATURES FLAUNT™ CHAIR (PG. 91)



## SPECS

MODEL NUMBER	DESCRIPTION	FRAME FINISH	W x D x H
<b>A</b> 1950BL	SINGLE DRAWER OFFICE DESK, WOODEN VENEER TOP	BLACK	43¼ x 21½ x 30¾"
1950WH	SINGLE DRAWER OFFICE DESK, LAMINATE TOP	WHITE	43¼ x 21½ x 30¾"
1951BL	WRITING DESK, WOODEN VENEER TOP	BLACK	37¼ x 22¾ x 34¼"
<b>B</b> 1951WH	WRITING DESK, LAMINATE TOP	WHITE	37¼ x 22¾ x 34¼"





# TABLE DESKS



- clean design to fit every environment
- can be used as a table or desk
- stylish and functional
- wood laminate top
- steel u-shaped legs



## SPECS

MODEL NUMBER	DESCRIPTION	COLOR	W x D x H
<b>C</b> 1943BWHH	BEECH TOP/WHITE LEGS	BEECH/WHITE	47¼ x 24 x 28¾"
<b>D</b> 1943BLSL	BLACK TOP/SILVER LEGS	BLACK/SILVER	47¼ x 24 x 28¾"
<b>E</b> 1943CYBL	CHERRY TOP/BLACK LEGS	CHERRY/BLACK	47¼ x 24 x 28¾"



IMAGE FEATURES ZENERGY™ BALL CHAIR (PG. 52) & ONYX™ POWERED ORGANIZER (PG. 218).

# REVERSIBLE TOP COMPUTER DESKS

- 1" laminate top reverses between mahogany and medium oak
- full width 6¾" d steel shelf and privacy panel
- cable routing cutouts on inside of legs
- black steel base
- 1933 comes with four dual-wheel casters (two locking)
- 1934 accommodates fax/printer stand



A MAHOGANY SIDE UP



## SPECS

MODEL NUMBER	DESCRIPTION	COLOR	W x D x H
1930	36"W COMPUTER DESK	MAHOGANY/MEDIUM OAK	35½ x 28 x 30"
1931	48"W COMPUTER DESK	MAHOGANY/MEDIUM OAK	47½ x 28 x 30"
A 1933	54"W MOBILE COMPUTER DESK	MAHOGANY/MEDIUM OAK	53½ x 28 x 30"
B 1934	24"W FAX/PRINTER STAND	MAHOGANY/MEDIUM OAK	23½ x 28 x 30"



B MEDIUM OAK SIDE UP



# FOLDING COMPUTER TABLE

- light gray ¾" laminate top with medium gray tubular steel legs and black end caps
- computer table folds down to 5¼"
- keyboard shelf adjusts in six different positions by height and tilt
- holds CPUs up to 19" deep



## SPECS

MODEL NUMBER	W x D x H
19356R	47½ x 29¾ x 28¾"

# PICCO™ SERIES MOBILE COMPUTER DESKS

## OVERALL PRODUCT DETAILS

- tapered side panels and bow tie shaped top
- privacy panel with openings for cable routing
- furniture-grade wood with durable laminate finish
- mobile on four casters (two locking)

## DUO DESK

- mouse platform mounts on left or right side
- generous work surface can hold a monitor and CPU; work surface dimensions are 28¼"w x 18½"d
- pullout keyboard tray includes fabric covered foam wrist support for comfort and proper ergonomic support
- pullout keyboard surface is 23⅜"w x 15½"d
- open knee space



## PRINTER STAND

- two shelves for storage
- slides under most work surfaces



## SPECS

MODEL NUMBER	DESCRIPTION	COLOR	W x D x H
<b>G</b> 1953MH	DUO DESK	MAHOGANY	28¼ x 22¼ x 30¼"
<b>D</b> 1954MH	DUO PRINTER STAND	MAHOGANY	22¼ x 16¼ x 15½"

# READY-TO-USE COMPUTER DESK

- stores flat and assembles without tools
- fold out hinged panels snap securely in place
- slide-out printer and keyboard/mouse shelves
- CPU compartment is 9¾"w x 18⅞"d x 21"h
- lower storage space measures 19½"w x 18⅞"d x 10¼"h
- constructed of furniture-grade wood with durable laminate finish
- mobile on four casters (two locking)



## SPECS

MODEL NUMBER	COLOR	W x D x H
1901MH	MAHOGANY	31¾ x 19¼ x 31½"



STORED FLAT

# SMALL OFFICE/HOME OFFICE FURNITURE COLLECTION

## OVERALL PRODUCT DETAILS

- textured black laminate finish and textured natural laminate finish have black metal accents, textured white laminate finish has white metal accents
- complements entire SOHO series for workspace cohesion

## STORAGE DESK

- storage desk combines a high level of features and style and is well-suited for small workspaces
- textured laminate desk with shelving unit and two drawer (non-locking) pedestal for maximum organization and durability
- metal structural accents provide stability and support as well as a sleek aesthetic

## COMPUTER DESK

- computer desks provide the simplicity necessary for small spaces without compromising quality
- textured laminate desk with metal accents for a sleek aesthetic in the home or office
- add a matching box/box/file pedestal for storage (order separately)

## BOX/BOX/FILE PEDESTAL WITH CASTERS

- pedestal provides storage in confined areas
- three drawer mobile pedestal available in black, white or natural textured laminates for workspace customization
- comes with locking casters for user convenience

## V-DESK

- desk adds a touch of style to any compact workspace
- v-style metal leg structure supports a textured laminate or glass top while providing an attractive, artistic look
- the included 2-drawer pedestal allows for easy access to convenient storage
- ships in two boxes

## GLASS TOP DESK

- computer desk combines compact function without compromising style
- desk includes a suspended two drawer pedestal for organization
- metal frame matches laminate color for aesthetic appeal



## SPECS

MODEL NUMBER	DESCRIPTION	W x D x H
1002BB	STORAGE DESK WITH SHELVES, BLACK	52½ x 21½ x 48½"
<b>A</b> 1002BN	STORAGE DESK WITH SHELVES, NATURAL	52½ x 21½ x 48½"
1002WW	STORAGE DESK WITH SHELVES, WHITE	52½ x 21½ x 48½"
1005BB	COMPUTER DESK, BLACK	43¼ x 21¼ x 30"
<b>B</b> 1005BN	COMPUTER DESK, NATURAL	43¼ x 21¼ x 30"
1005WW	COMPUTER DESK, WHITE	43¼ x 21¼ x 30"
1008BB	BOX/BOX/FILE PEDESTAL WITH CASTERS, BLACK	15¾ x 17¼ x 25½"
<b>C</b> 1008BN	BOX/BOX/FILE PEDESTAL WITH CASTERS, NATURAL	15¾ x 17¼ x 25½"
1008WW	BOX/BOX/FILE PEDESTAL WITH CASTERS, WHITE	15¾ x 17¼ x 25½"
1001VGB	V-DESK WITH GLASS TOP AND TEXTURED LAMINATE BASE, BLACK	55 x 23½ x 30"
<b>D</b> 1001VGW	V-DESK WITH GLASS TOP AND TEXTURED LAMINATE BASE, WHITE	55 x 23½ x 30"
<b>E</b> 1001VLBLKM	V-DESK WITH TEXTURED LAMINATE TOP AND BASE, BLACK	55 x 23½ x 30"
1001VLWHT	V-DESK WITH TEXTURED LAMINATE TOP AND BASE, WHITE	55 x 23½ x 30"
<b>F</b> 1006BB	GLASS TOP DESK WITH TWO DRAWER PEDESTAL, BLACK TEXTURED LAMINATES WITH BLACK GLASS	46 x 22½ x 30"
1006WW	GLASS TOP DESK WITH TWO DRAWER PEDESTAL, WHITE TEXTURED LAMINATES WITH WHITE GLASS	46 x 22½ x 30"

## AESTHETICS

### TEXTURED LAMINATE FINISH



**B** BLACK / **W** WHITE / **N** NATURAL



# EASTWINDS

## OVERALL PRODUCT DETAILS

- available in thermofoil anthracite or medium cherry for workspace customization
- complements entire Eastwinds line for workspace cohesion

## VISION COMPUTER DESK

- contemporary glass inset desktop perfect for laptop or desktop screen
- steel cross leg design with metallic-gray powder coated finish
- slide-out keyboard tray for ergonomic support
- includes attached accessory shelf for either the left or right side of the tabletop for organization



## VISION GLASS TOP PEDESTAL

- one box and one file drawer for organization with standard lock on drawers
- mobile on four casters, with a fifth caster to stabilize unit while drawer is open



## LAPTOP CADDY

- height-adjustable steel frame to accommodate a variety of users, and split top tilts to ergonomically adjust the workspace for user comfort
- mobile on four locking casters for easy mobility
- ridges in caddy top to hold laptop in place to help prevent technology from sliding



## SPECS



	MODEL NUMBER	DESCRIPTION	W x D x H
A	972	VISION COMPUTER DESK GLASS TOP	47¼ x 27 x 34"
B	973	VISION PEDESTAL GLASS TOP	17¼ x 18 x 24"
C	950	LAPTOP CADDY	29½ x 20 x 27-38"



## AESTHETICS

### TEXTURED LAMINATE FINISH



MEC MEDIUM CHERRY / ANT ANTHRACITE

# EAST WINDS

## MOBILE ARCH COMPUTER DESK

- perfectly suited for laptop or desktop, catering to a wide range of users
- heavy-duty, arched leg design for greater strength and stability
- top shelf for laptop or screen, middle shelf perfect for keyboard, bottom shelf for optional printer to keep all electronic necessities nearby
- mobile on four casters (two locking) for convenience



## ADJUSTABLE COMPUTER TABLE

- easily customize to allow for sitting or standing
- all frames painted black for sleek design that suits any space
- adjustable shelves to create custom storage options
- shelves support 100 lbs. each to support heavy loads
- 2" casters (two locking) for convenient mobility
- available in medium cherry or gray to suit a variety of personal preference or décor



## SPECS

MODEL NUMBER	DESCRIPTION	W x D x H
<b>D</b> 971	MOBILE ARCH DESK	31½ x 34¼ x 37"
<b>E</b> 8432S0	ADJUSTABLE COMPUTER TABLE	32 x 31 x 50"

## AESTHETICS

### TEXTURED LAMINATE FINISH



**GRY** GRAY / **MEC** MEDIUM CHERRY

**E**



**E**

# EASTWINDS

## OVERALL PRODUCT DETAILS

- available in thermofoil anthracite or medium cherry for workspace customization
- complements entire Eastwinds line for workspace cohesion

## EMPIRE MOBILE PC STATION

- slide-out keyboard tray for ergonomic positioning
- perforated-steel CPU shelf for organization and device protection
- mobile on four casters (two locking) for easy mobility

## PORTRAIT PC DESK CART

- slide-out keyboard tray with mouse platform for ergonomic comfort
- CPU platform mounts left or right for user personalization
- mobile on five casters (two locking) for easy mobility

## ARGO PC WORKSTATION

- slide-out keyboard tray with mouse platform for ergonomic positioning
- perforated steel tray and CPU shelf for organization and device protection
- mobile on four casters (two locking) for easy mobility

## FPD COMPUTER TABLE

- raised flat panel platform for screen, lower platforms for printer and CPU to ensure easy accessibility to all technology
- CD holder for organization
- mobile on four casters (two locking) for easy mobility



## SPECS

	MODEL NUMBER	DESCRIPTION	W x D x H
A	945	EMPIRE MOBILE PC STATION	29 <sup>3</sup> / <sub>4</sub> x 23 <sup>1</sup> / <sub>2</sub> x 29 <sup>3</sup> / <sub>4</sub> "
B	946	PORTRAIT PC DESK CART	36 <sup>1</sup> / <sub>2</sub> x 19 <sup>1</sup> / <sub>4</sub> x 31"
C	947	ARGO PC WORKSTATION	31 <sup>1</sup> / <sub>2</sub> x 19 <sup>3</sup> / <sub>4</sub> x 30 <sup>1</sup> / <sub>4</sub> "
D	948	FPD COMPUTER TABLE	28 <sup>1</sup> / <sub>2</sub> x 26 x 29 <sup>1</sup> / <sub>2</sub> "



## AESTHETICS


### TEXTURED LAMINATE FINISH



MEC MEDIUM CHERRY / ANT ANTHRACITE







M E E T I N G  
E S S E N T I A L S

## COME FOR THE COFFEE, STAY FOR THE COLLABORATION.

There is a lot more to meetings than what meets the eye. While the snazzy mobile A/V cart might be the center of attention, that sleek refreshment cart in the corner can help keep everyone fueled with snacks and beverages for those long hours of collaboration. Keeping things mobile, easy to set up and fast to reconfigure so that each meeting can be quickly customized to its audience is also crucial. Soon, the ideas will be flowing as freely as the coffee.

### MEETING ESSENTIALS

PRIVACY PANELS, SCREENS & ACCESSORIES	168-170
AV CARTS	171-172
LECTERNS	173-177
BREAK ROOM ORGANIZERS	178-179
REFRESHMENT CARTS	180-183
COAT RACKS	184-192
SIGNS	193

# HIDEOUT™ PRIVACY PANELS

## OVERALL PRODUCT FEATURES

- stand-alone privacy panel and connectors can be used on any table or desktop for quick and easy space division
- can be used on any work surface to separate space with no need for a tabletop edge to clamp on to
- durable steel connectors with black powder coat finish
- PET fiberboard panels provide both visual and audible privacy
- two connector shapes and two kit options allow for a multitude of configuration options to suit any space
- available in gray or tan
- perfect for open office spaces, shared workspaces, libraries, education environments, computer labs

### "T" PERSONAL PRIVACY PANEL KIT

- contains: (1) 36w x 17½"h panel, (2) 18w x 17½"h panels and (2) T-connectors

### "PLUS" PERSONAL PRIVACY PANEL KIT (1948GR/1948TN)

- contains: (2) 36" w x 17½" h panels, (2) 18w x 17½" h and (2) plus-connectors

## ACCESSORY KIT

- use for added organization
- includes headphone hook and desktop organizer




## SPECS

MODEL NUMBER	DESCRIPTION	COLOR	W x D x H
1947GR	"T" PERSONAL PRIVACY PANEL KIT	GRAY	37 x 36 x 17½"
1947TN	"T" PERSONAL PRIVACY PANEL KIT	TAN	37 x 36 x 17½"
1948GR	"PLUS" PERSONAL PRIVACY PANEL KIT	GRAY	37 x 71½ x 17½"
1948TN	"PLUS" PERSONAL PRIVACY PANEL KIT	TAN	37 x 71½ x 17½"

THESE DIMENSIONS ARE FOR AN ENTIRE KIT PUT TOGETHER AND MEASURED.

## AESTHETICS

### PANEL COLORS



GR GRAY / TN TAN



## OPTIONAL ACCESSORIES

MODEL NUMBER	DESCRIPTION	COLOR	W x D x H
1942WH	ACCESSORY KIT HEADPHONE HOOK DESKTOP ORGANIZER	WHITE	1 x 2½ x 4¼" 10 x 5¼ x 4¼"

# RUMBA™ COLLABORATION SCREENS

- identical, double-sided full panel magnetic whiteboard design
- ganging connector set connects screens (optional)
- aluminum base with gray powder coat finish for durability
- mobile on four casters (two locking) for easy portability across the workspace
- optional tablet hooks and eraser tray
- complements entire Rumba™ line of product solutions



## SPECS

MODEL NUMBER	DESCRIPTION	W x D x H
<b>A</b> 2014WBS	FULL PANEL MAGNETIC WHITEBOARD	36 x 16 x 54"
2015WBS	FULL PANEL MAGNETIC WHITEBOARD	42 x 16 x 54"
2016WBS	FULL PANEL MAGNETIC WHITEBOARD	36 x 16 x 66"
2017WBS	FULL PANEL MAGNETIC WHITEBOARD	42 x 16 x 66"

## OPTIONAL ACCESSORIES

MODEL NUMBER	DESCRIPTION	COLOR	W x D x H
<b>B</b> 2005SL	GANGING CONNECTORS	SILVER	-
<b>C</b> 2007GR	TABLET HOOKS	GRAY	-
<b>D</b> 2008GR	ERASER TRAY	GRAY	12¼ x 3½ x 2¼"



# IMPROMPTU® SCREENS

- identical, full panel magnetic whiteboard design
- comes with accessory hooks for easel pads
- includes magnetic accessory tray for dry erase markers and eraser
- mobile on four casters (two locking) for easy portability across the workspace
- metallic gray or black steel frame
- complements entire Impromptu® line of product solutions



## SPECS

MODEL NUMBER	DESCRIPTION	COLOR	W x D x H
8511BL	FULL PANEL MAGNETIC WHITEBOARD	BLACK	42 x 21½ x 72"
<b>A</b> 8511GR	FULL PANEL MAGNETIC WHITEBOARD	GRAY	42 x 21½ x 72"



# ONYX™ MESH MARKER HOLDERS

- magnetic whiteboard accessory for dry erase marker and eraser storage
- includes 4 stand-up marker holders that fit most standard whiteboard dry erase markers
- individual marker holder openings make it easy to grab a marker when needed and keep markers upside down so they last longer
- 5" w shelf for storing marker board eraser (3611BL)
- Rare Earth magnetic back allows for use on whiteboard or any other magnetic surface
- holders can also be mounted to wall with use of steel plate (included)
- steel wire mesh construction with scratch-resistant, black powder coat finish for durability
- rolled edges are smooth to the touch and give a polished appearance



\*Markers not included



## SPECS

MODEL NUMBER	DESCRIPTION	W x D x H
<b>B</b> 3611BL	MARKER HOLDER WITH SHELF	5¼ x 5¼ x 2½"
<b>C</b> 3612BL	MARKER HOLDER WITH BASKET	8 x 3¼ x 3"

# IMPROMPTU® FLAT PANEL TV CARTS



- steel frame and translucent polycarbonate panel
- holds monitors up to 55" and 100 lbs.
- mobile on four casters (two locking) for easy portability
- black powder coat finish for durability
- handles on equipment shelf for easy moving
- small shelf for remotes and other presentation materials
- VESA compatible mounting pattern up to 600mm x 400mm
- assembly required
- complements entire Impromptu® line of product solutions



## SPECS

MODEL NUMBER	COLOR	W x D x H
<b>D</b> 8926BL ♦	BLACK	38 x 20 x 65½"

♦ THESE PRODUCTS ARE SUBJECT TO CALIFORNIA PROPOSITION 65. PLEASE VISIT THE PRODUCT DETAIL PAGE ON OUR WEBSITE FOR SPECIFIC INFORMATION.

# SCOOT™ FLAT PANEL MULTIMEDIA CART

- holds monitors up to 42"
- detachable, height-adjustable file pocket for materials
- includes UL approved electrical assembly with surge protector
- features a slide-out shelf for extra presentation tools
- top can be used as another shelf
- mobile on four casters (two locking)
- steel constructed cart with hole pattern design
- 8941BL features secure locking cabinet
- complements entire Scoot™ line of product solutions



## SPECS

MODEL NUMBER	DESCRIPTION	COLOR	W x D x H
<b>E</b> 8941BL	MULTIMEDIA CART	BLACK	39¾ x 27 x 68"

# STEEL ADJUSTABLE AV CART WITH CABINET



SAFETY STRAP

- holds monitors up to 20"
- safety straps secure monitor in place while moving
- secure locking cabinet and one open shelf for presentation equipment and supplies
- steel cart adjusts from 26" to 42" in 2" increments
- six outlet UL approved mini-surge protector with power switch
- mobile on four casters (two locking)

Learn  S



## SPECS

MODEL NUMBER	COLOR	W x D x H
8943BL	BLACK	26¾ x 20½ x 26-42"

# MULTIMEDIA & AV CART

## STEEL ADJUSTABLE-HEIGHT CART

- steel with durable powder coat finish
- ideal for media equipment
- holds monitors up to 20"
- three 24"w x 18"d shelves for storage of presentation equipment and supplies
- six outlet UL approved mini-surge protector with power switch
- adjustable in 2" increments from 28" to 36"h
- mobile on four casters (two locking)



Learn  S



## SPECS

MODEL NUMBER	DESCRIPTION	COLOR	W x D x H
<sup>A</sup> 8932BL	STEEL	BLACK	27¼ x 18¼ x 28½-36½"



# SCOOT™ PRESENTATION CART

- multi-platform cart to support laptops, computers and projectors
- bottom shelf for storage
- height-adjustable presentation shelf with ridge to keep papers from slipping
- projector shelf on back for multimedia presentations
- complements entire Scoot™ line of products
- mobile on four casters (two locking)



## SPECS

MODEL NUMBER	COLOR	W x D x H
8945BL	BLACK	21½ x 30¼ x 40½"

# PROJECTOR STAND

- adjustable 18¾"w x 19¾"d shelf and locking door
- projector shelf is height-adjustable in 1" increments, from 20" to 29"
- shelf includes containment ridge
- removable document shelf (12"w x 17"d) can be placed on either side of stand
- open compartment below adjustable shelf for storage
- lockable lower compartment
- available with melamine laminate on 5/8" furniture grade wood
- mobile on four casters (two locking)



## SPECS

MODEL NUMBER	COLOR	W x D x H
8927BL	BLACK	19½ x 20½ x 30"

# PERIPHERALS PRESENTATION STAND



- designed to support laptops, overhead projector or LCD projector
- front surface supporting projectors is adjustable to three positions on 4" increments from 30½"-38½" for easy projecting
- standard casters (two locking) for ease of mobility
- top surface is 38½" providing a comfortable position for standing presentations
- rugged steel frame construction with attractive perforated leg detail, all threaded, metal to metal connections for durability
- standard finish is black frame with reversible anthracite/folkstone surfaces for style
- complements entire Peripherals line of product solutions



## SPECS

**MODEL NUMBER**  
1010PC

**COLOR**  
ANTHRACITE/FOLKSTONE

**W x D x H**  
18½ x 36 x 38½"

# IMPROMPTU® LECTERNS

- steel frame and translucent polycarbonate panel
- ridge on presenting platform to keep presentation materials in place
- mobile on four swivel casters (two locking)
- small compartment under surface for storage of notes or tablet
- complements entire Impromptu® line of products



## SPECS

**MODEL NUMBER**  
A 8912BL ♦  
B 8912GR ♦

**COLOR**  
BLACK  
GRAY

**W x D x H**  
26½ x 18¾ x 46½"  
26½ x 18¾ x 46½"



♦ THESE PRODUCTS ARE SUBJECT TO CALIFORNIA PROPOSITION 65. PLEASE VISIT THE PRODUCT DETAIL PAGE ON OUR WEBSITE FOR SPECIFIC INFORMATION.

# SCOOT™ MULTI-PURPOSE LECTERN



- hole pattern design with silver leg accents
- black powder coat steel construction with black laminate shelves
- fold down platform for media needs or easy user visibility
- two swivel cup holders
- large open storage area underneath presentation surface
- interior shelf with double doors for concealed storage area
- shelves adjust in 1" increments
- mobile on four casters (two locking)
- complements entire Scoot™ line of products



## SPECS

<b>MODEL NUMBER</b>	<b>COLOR</b>	<b>W x D x H</b>
8922BL	BLACK	28¾" x 22" x 49¾"

# PERIPHERALS LIGHTED LECTERN

- all steel construction for durability and perforated column detail
- platform height adjusts from 33" to 47" in 1" increments without use of tools or knobs for easy reconfiguration
- platform has 25° tilt and is 21"w x 16"d with paper stop for ease of use
- light included to help presenters easily read and see presentation materials – 25 watt, UL approved, 8' cord
- integrated casters for easy mobility
- standard silver or black finish for sleek design



## SPECS

<b>MODEL NUMBER</b>	<b>W x D x H</b>
1050LT	22" x 18" x 47"

## AESTHETICS

**COLOR**



**BLK BLACK / SILV SILVER**



# EXECUTIVE SERIES LECTERNS

## OVERALL PRODUCT FEATURES

- durable ¾" furniture-grade wood construction with rich laminate finishes
- four casters (two locking)
- assembly required with cam-lock fasteners

## EXECUTIVE MOBILE LECTERN

- reading surface measures 23¾" w x 20" d
- pencil tray and cushioned wrist support/paper stop
- side shelf pulls out on left or right
- two interior shelves for storage
- curved shelves allows space for user to comfortably stand
- fixed lower interior shelf; upper shelf adjustable



## EXECUTIVE PRESENTATION STAND

- doubles as beverage cart
- presentation surface measures 28" w x 18¾" d
- pencil tray and 2½" h containment lip with open compartment below
- locking cabinet with double doors for storage
- height-adjustable interior shelf



## SPECS

MODEL NUMBER	DESCRIPTION	COLOR	W x D x H
8918CY	EXECUTIVE MOBILE LECTERN	CHERRY	25¼ x 19¾ x 46"
<b>A</b> 8918MH	EXECUTIVE MOBILE LECTERN	MAHOGANY	25¼ x 19¾ x 46"
8918MO	EXECUTIVE MOBILE LECTERN	MEDIUM OAK	25¼ x 19¾ x 46"
8919CY	EXECUTIVE PRESENTATION STAND	CHERRY	29½ x 20½ x 40¾"
<b>B</b> 8919MH	EXECUTIVE PRESENTATION STAND	MAHOGANY	29½ x 20½ x 40¾"

## AESTHETICS

### WOOD COLOR



CY CHERRY / MH MAHOGANY / MO MEDIUM OAK

# ADJUSTABLE SPEAKER STANDS

- ideal for presentations requiring no support equipment
- reading platform measures 20" w x 16" d and tilts from 0 - 70°
- paper stop to keep presentation materials in place
- adjustable podium height from 30-46"
- wood laminate top with black t-molding
- black steel base with floor levelers for uneven surfaces



## SPECS

MODEL NUMBER	COLOR	W x D x H
<b>C</b> 8921MH	MAHOGANY	21 x 21 x 29½-46"



## LECTERNS

- use as tabletop lectern
- pencil groove
- large open storage area underneath presentation surface



### SPECS

MODEL NUMBER	DESCRIPTION	COLOR	W x D x H
8916MH	TABLETOP LECTERN	MAHOGANY	24 x 20 x 13¼"



E

## STAND-UP LECTERNS

- reading surface measures 23"w x 15¾"d and slopes at 15°
- round molding serves as paper stop
- height-adjustable open storage shelf
- pencil tray included
- floor glides included to protect floors from scratching
- assembly required with cam-lock fasteners



### SPECS

MODEL NUMBER	COLOR	W x D x H
8915CY	CHERRY	23 x 15¾ x 46"
8915MH	MAHOGANY	23 x 15¾ x 46"



E

### AESTHETICS

#### WOOD COLOR



CY CHERRY / MH MAHOGANY

# IMPROMPTU® REFRESHMENT CARTS

- steel frame and translucent polycarbonate side panels
- enclosed, fixed interior shelf
- mobile on four casters (two locking)
- gray frame with gray laminate top or black frame with cherry laminate top (laminate top measures 34"w x 17"d)
- durable powder coat finish
- complements entire Impromptu® line of products

PROP 65



## SPECS

MODEL NUMBER	COLOR	W x D x H
<b>A</b> 8966BL ♦	BLACK/CHERRY	34 x 21¼ x 36½"
<b>B</b> 8966GR ♦	GRAY/GRAY	34 x 21¼ x 36½"

## AESTHETICS



BL BLACK / GR GRAY

♦ THESE PRODUCTS ARE SUBJECT TO CALIFORNIA PROPOSITION 65. PLEASE VISIT THE PRODUCT DETAIL PAGE ON OUR WEBSITE FOR SPECIFIC INFORMATION.

A



B



# WOOD REFRESHMENT CARTS

## OVERALL PRODUCT FEATURES

- contemporary design with easy-to-clean surface
- mobile on four casters (two locking)
- durable ¾" furniture-grade wood with stain and scratch resistant laminate finish
- assembly required with cam-lock fasteners



## DELUXE MOBILE REFRESHMENT/MACHINE CART

- doubles as machine stand
- top with 2" h containment lip
- drawer measures 5" h
- double-doors with large storage compartment and adjustable shelf



## MOBILE REFRESHMENT CENTER

- wood laminate construction
- heat-resistant countertop with 1¼" raised lip
- double-doors with fixed interior shelf
- top with 2" h containment lip

## MOBILE REFRESHMENT CENTER WITH DRAWER

- surface top with 1¼" containment lip
- pullout drawer
- double-doors with fixed interior shelf
- mobile on 2" casters (two locking)



## HOSPITALITY SERVICE CART

- drop leaf extends serving area
- pullout drawer
- locking double-door cabinet with height-adjustable interior shelf

## DOOR HANDLES



## SPECS

MODEL NUMBER	DESCRIPTION	COLOR	W x D x H
1852CY	DELUXE MOBILE REFRESHMENT/MACHINE CART	CHERRY	30 x 20½ x 36¼"
1852GR	DELUXE MOBILE REFRESHMENT/MACHINE CART	GRAY	30 x 20½ x 36¼"
1852MH	DELUXE MOBILE REFRESHMENT/MACHINE CART	MAHOGANY	30 x 20½ x 36¼"
8962CY	HOSPITALITY SERVICE CART	CHERRY	32½-56¼ x 20½ x 38¾"
8962MH	HOSPITALITY SERVICE CART	MAHOGANY	32½-56¼ x 20½ x 38¾"
8953GR	MOBILE REFRESHMENT CENTER	GRAY	23 x 18 x 31"
8953MH	MOBILE REFRESHMENT CENTER	MAHOGANY	23 x 18 x 31"
8954GR	MOBILE REFRESHMENT CENTER WITH DRAWER	GRAY	23 x 18¼ x 31"
8954MA	MOBILE REFRESHMENT CENTER WITH DRAWER	MAPLE	23 x 18¼ x 31"



# NAIL HEAD COAT RACKS

## SPIRAL NAIL HEAD COAT RACK

- brushed aluminum nail head coat hooks
- steel base with 15" diameter
- rounded hooks designed to help protect garments



## SPECS

MODEL NUMBER	DESCRIPTION	COLOR	DIA x H
4191NC	SPIRAL	BLACK/SILVER	15 x 67"

# MODE™ WOOD COAT RACKS WITH UMBRELLA RACK

- nine hooks with rounded tips to help protect garments
- chrome drip pan for umbrellas
- brushed chrome accents



## SPECS

MODEL NUMBER	COLOR	W x D x H
4214BL	BLACK	14½ x 14½ x 68¾"

## AESTHETICS

### WOOD COLOR



BL BLACK



IMAGE FEATURES PUBLIC SQUARE® RECEPTACLES (PG. 302)

www.FilingToday.com | E-mail: sales@FilingToday.com | Call 1-888-891-1970



## COAT RACKS

- four double hooks hold up to eight garments
- steel hooks with ball tips to help protect garments
- wide 21" base to help prevent tipping
- 4168 includes umbrella stand with drip pan



### SPECS

MODEL NUMBER	DESCRIPTION	COLOR	W x D x H
<b>4163BL</b>	COAT RACK	BLACK	21 x 21 x 70"
<b>4163CR</b>	COAT RACK	CHROME	21 x 21 x 70"
<b>4168BL</b>	COAT RACK WITH UMBRELLA STAND	BLACK	21 x 21 x 70"



## HOOK HEAD COAT RACK

- eight rounded edge hooks to help protect garments
- steel construction with 15" diameter base
- black powder coat finish for durability



### SPECS

MODEL NUMBER	COLOR	DIA x H
<b>4241BL</b>	BLACK	15 x 68"



## SIX HOOK COAT RACK

- three double hooks hold up to six garments
- rounded edges to help protect garments
- tripod base measures 20½"
- steel construction for strength and durability



### SPECS

MODEL NUMBER	COLOR	W x D x H
<b>4215BL</b>	BLACK	20½ x 17½ x 70½"





# FAMILY COAT & WALL RACKS

## OVERALL PRODUCT FEATURES

- coat racks for storage and organization of jackets, coats and other garments or bags
- wooden tip for aesthetics
- steel construction with powder coat finish for long-lasting durability
- great for use in private offices, coat rooms, lobbies, classrooms, waiting rooms and a variety of other areas
- available in black, charcoal and cream to suit personal preference or décor
- rounded edges to help protect garments from snagging

## COAT RACK

- four wood tip garment hooks
- four, rounded steel hooks

## WALL RACK

- wall mounting hardware included for convenience
- three or six hook options available
- 4257 has six wood hooks on top; six rounded, steel hooks on bottom
- 4255 has three wood hooks on top; six rounded, steel hooks on bottom




## SPECS

	MODEL NUMBER	DESCRIPTION	COLOR	W x D x H
A	4255BL	3 HOOK	BLACK	18½ x 6¼ x 7¼"
	4255CH	3 HOOK	CHARCOAL	18½ x 6¼ x 7¼"
	4255CRM	3 HOOK	CREAM	18½ x 6¼ x 7¼"
	4256BL	RACK	BLACK	16½ DIA x 72¾"
B	4256CH	RACK	CHARCOAL	16½ DIA x 72¾"
	4256CRM	RACK	CREAM	16½ DIA x 72¾"
	4257BL	6 HOOK	BLACK	42¾ x 5¼ x 7¼"
	4257CH	6 HOOK	CHARCOAL	42¾ x 5¼ x 7¼"
C	4257CRM	6 HOOK	CREAM	42¾ x 5¼ x 7¼"

## AESTHETICS

### STEEL COLOR



BL BLACK / CH CHARCOAL / CRM CREAM

# IMPROMPTU® GARMENT RACKS

- steel frame with translucent polycarbonate panels
- storage shelf above rack
- holds up to 32 hangers
- includes 12 hangers
- mobile on four casters (two locking)
- complements entire Impromptu® line products



## SPECS

MODEL NUMBER	DESCRIPTION	COLOR	W x D x H
4601BL	GARMENT RACK	BLACK	40¼ x 29¾ x 58¾"
4601GR	GARMENT RACK	SILVER	40¼ x 29¾ x 58¾"



## AESTHETICS

### COLOR



BL BLACK / GR SILVER

◆ THESE PRODUCTS ARE SUBJECT TO CALIFORNIA PROPOSITION 65. PLEASE VISIT THE PRODUCT DETAIL PAGE ON OUR WEBSITE FOR SPECIFIC INFORMATION.



E



F

# IMPROMPTU® COAT WALL RACK WITH HANGERS

- steel frame with translucent polycarbonate panels
- storage shelf above rack
- 4604BL/GR include 12 hangers
- powder coat finish for durability
- additional garment hangers available, 4603BL/GR, six cartons with 12 hangers per carton
- complements entire Impromptu® line products



## SPECS

MODEL NUMBER	DESCRIPTION	COLOR	W x D x H
4604BL	WALL RACK WITH HANGERS	BLACK	40¼ x 29¾ x 18½"
4604GR	WALL RACK WITH HANGERS	SILVER	40¼ x 29¾ x 18½"
4603BL	GARMENT HANGERS	BLACK	17 x ½ x 5"
4603GR	GARMENT HANGERS	SILVER	17 x ½ x 5"

◆ THESE PRODUCTS ARE SUBJECT TO CALIFORNIA PROPOSITION 65. PLEASE VISIT THE PRODUCT DETAIL PAGE ON OUR WEBSITE FOR SPECIFIC INFORMATION.

# NAIL HEAD COAT HOOKS

- satin aluminum hooks with matching back plate
- oversized circular hooks to help protect garments
- mounting hardware included
- 4200 and 4201 packed 12 per carton
- 4202 packed six per carton



## SPECS

	MODEL NUMBER	DESCRIPTION	W x D x H
D	4200	2 HOOK	12 x 2 $\frac{3}{4}$ x 2"
E	4201	3 HOOK	18 x 2 $\frac{3}{4}$ x 2"
F	4202	6 HOOK	36 x 2 $\frac{3}{4}$ x 2"




# WALL RACK COAT HOOKS

- chrome-plated double steel hooks with ball tips to help protect garments
- wall mounting hardware included
- 4160 and 4161 packed 12 per carton
- 4162 packed 6 per carton



## SPECS

	MODEL NUMBER	DESCRIPTION	FINISH	W x D x H
G	4160	2 HOOK	CHROME	6 $\frac{1}{2}$ x 3 x 7"
H	4161	3 HOOK	CHROME/SATIN ALUMINUM	18 x 3 $\frac{3}{4}$ x 7"
	4162	6 HOOK	CHROME/SATIN ALUMINUM	36 x 3 $\frac{3}{4}$ x 7"



# METAL COAT RACKS

- brushed nickel finish hooks
- curved hooks to help protect garments
- steel/aluminum construction
- matching back plate arcs outward from the wall
- mounting hardware included
- packed six per carton



## SPECS

	MODEL NUMBER	DESCRIPTION	FINISH	W x D x H
I	4203SL	2 HOOK	SILVER	7 x 4½ x 5¼"
J	4204SL	3 HOOK	SILVER	10¾ x 4½ x 5¼"
K	4205SL	4 HOOK	SILVER	14¼ x 4¼ x 5¼"



# WOOD WALL RACKS

- mount alone or in series to meet space needs
- ball tipped hooks help protect garments
- packed six per carton



## SPECS

	MODEL NUMBER	DESCRIPTION	COLOR	W x D x H
A	4216MH	3 HOOKS	MAHOGANY WITH CHROME	18 x 3¼ x 6¾"
	4217MH	6 HOOKS	MAHOGANY WITH CHROME	35½ x 3¼ x 6¾"
B	4217MO	6 HOOKS	OAK WITH BRASS	35½ x 3¼ x 6¾"

# ONYX™ MESH WALL RACKS

- black wire mesh construction
- round hooks help protect garments
- rolled edges are smooth to the touch and give a polished appearance
- two, three or five hook options
- durable powder coat finish
- packed six per carton
- complements entire Onyx™ line products



## SPECS

	MODEL NUMBER	DESCRIPTION	COLOR	W x D x H
<b>C</b>	6401BL	2 HOOKS	BLACK	8½ x 3 x 5½"
<b>D</b>	6402BL	3 HOOKS	BLACK	14¾ x 3 x 5½"
<b>E</b>	6403BL	5 HOOKS	BLACK	26¾ x 3 x 5½"



# ONYX™ MESH COAT HOOK



- fits over partitions and doors up to 1½" to 2½" thick
- black wire mesh construction
- curved hook to help protect garments
- rolled edges are smooth to the touch and give a polished appearance
- packed 12 per carton
- complements entire Onyx™ line products



## SPECS

MODEL NUMBER	COLOR	W x D x H
4229BL	BLACK	4¼ x 1¾ x 5"

# DOOR & PANEL HOOKS

- satin aluminum base with chrome hooks
- double steel hook with ball tips help protect garments
- 4166 fits over doors up to 1¾" thick
- 4167 fits over doors up to 1¾" thick or panels 1½" to 3¾" thick
- packed 12 per carton



## SPECS

	MODEL NUMBER	DESCRIPTION	W x D x H
F	4166	DOOR HOOK	1½ x 4¼ x 8½"
G	4167	PANEL HOOK	1½ x 4¼ x 8½"



F



G

# PLASTIC COAT HOOKS

- rounded knobs to help protect garments
- plastic coat hooks with reinforced steel back plates
- mounting hardware included and concealed within hook
- 4224 and 4225 fit over panels 1½" to 4¼" thick
- fits panels from 1½" up to 3¾" and doors up to 1¾"
- fits doors up to 1¾"
- packed six per carton



## SPECS

	MODEL NUMBER	DESCRIPTION	COLOR	W x D x H
H	4224BL	OVER THE PANEL SINGLE HOOK	BLACK	1¾ x 5¼ x 4"
I	4225BL	OVER THE PANEL DOUBLE HOOK	BLACK	1¾ x 6½ x 7¾"
J	4227BL	OVER THE DOOR DOUBLE HOOK	BLACK	1¾ x 5¼ x 7¾"



H



I



J

# COAT HANGERS

- 4245CR contains six cartons of 12 each
- 4250WL contains six cartons of 8 each



## SPECS

	MODEL NUMBER	DESCRIPTION	COLOR	W x D x H	TOTAL QUANTITY
A	4245CR	METAL HEAVY-DUTY HANGERS	CHROME	17 x 1/4 x 9 1/2"	72
B	4247BL	ONE PIECE HANGER	BLACK	17 1/2 x 3 1/4 x 10 1/2"	24
C	4250WL	DELUXE CONTOURED COAT HANGERS	WALNUT	18 x 3 1/2 x 9 1/4"	48



# THREE-PART COAT ROOM CHECKS

- five hundred checks numbered 1 to 500
- disclaimer clause and punched hole for hanger
- three sections: coat, hat and claim check
- packed 24 packs per carton



## SPECS

MODEL NUMBER	W x H
4249NC	1 1/2 x 5"





# WRITE WAY® DIRECTIONAL SIGNS

- dual-sided, magnetic dry-erase boards
- floor display models with wide base can be weighted with water or sand for stability
- arrow directional sign can be positioned up, down, left or right
- arrow directional sign writing surface adjusts + or - 45°
- all models have molded construction with UV inhibitors
- black frame with white magnetic writing surface

SPECS




UL  
GREENGUARD  
PRODUCT CERTIFIED FOR  
LOW CHEMICAL EMISSIONS  
UL2818

MODEL NUMBER	DESCRIPTION	W x D x H
<b>D</b> 4117BL	RECTANGULAR	18 x 18 x 65"
<b>E</b> 4118BL	OCTAGONAL	22½ x 18 x 65"
<b>F</b> 4173BL	ARROW	25½ x 17¾ x 64¼"





P E R S O N A L  
O R G A N I Z A T I O N

# IMPROMPTU® MACHINE STANDS

- steel frame and translucent polycarbonate panels
- one fixed interior shelf
- black powder coat finish with cherry top or metallic gray finish with gray top
- model number 1859 has double doors
- mobile on four casters (two locking)
- complements entire Impromptu line of products



## SPECS

MODEL NUMBER	DESCRIPTION	COLOR	W x D x H
<b>A</b> 1857BL ♦	MACHINE STAND	BLACK	26¼ x 21 x 26½"
<b>A</b> 1857GR ♦	MACHINE STAND	GRAY	26¼ x 21 x 26½"
<b>B</b> 1859BL ♦	DELUXE MACHINE STAND WITH DOORS	BLACK	34¾ x 25½ x 30¾"
<b>B</b> 1859GR ♦	DELUXE MACHINE STAND WITH DOORS	GRAY	34¾ x 25½ x 30¾"
<b>C</b> 1862BL ♦	UNDER TABLE PRINTER STAND	BLACK	20½ x 16½ x 14½"

♦ THESE PRODUCTS ARE SUBJECT TO CALIFORNIA PROPOSITION 65. PLEASE VISIT THE PRODUCT DETAIL PAGE ON OUR WEBSITE FOR SPECIFIC INFORMATION.



# MUV™ PRINTER STANDS

- durable, ¾" thick melamine laminate adjustable shelves
- PVC side panels provide cable management
- powder coat steel frame for durability
- mobile on four casters (two locking)
- adjustable desk-height printer stand
- two adjustable shelves
- middle shelf adjusts in 5" increments
- top shelf fixed
- complements entire Muv line of products



## SPECS

MODEL NUMBER	DESCRIPTION	COLOR	W x D x H
<b>D</b> 1881CY	PRINTER STAND - 3 LEVEL	CHERRY	29½ x 20 x 35"
<b>D</b> 1881MO	PRINTER STAND - 3 LEVEL	MEDIUM OAK	29½ x 20 x 35"

## AESTHETICS

### WOOD COLOR



**CY** CHERRY / **MO** MEDIUM OAK



# WOOD MACHINE STANDS

## OVERALL PRODUCT DETAILS

- ¾" furniture-grade wood with stain and scratch resistant laminate finish
- mobile on four casters (two locking)

## MOBILE MACHINE STAND

- compartments measure 26"w x 17¾"d
- upper compartment with partial back opening for cable routing
- double doors conceal lower compartment



## MOBILE MACHINE STAND WITH SORTER

- 28"w x 19¾"d top
- six sorter shelves form eight letter-size compartments
- removable shelves adjust in 1¼" increments
- double doors conceal 26"w x 17¾"d x 14¾"h compartment



## DELUXE MOBILE MACHINE STAND

- 2"h containment lip on top
- 5"h drawer for supplies
- double doors conceal storage compartment with adjustable shelf

## MACHINE FLOOR STAND

- pullout accessory drawer
- single locking door to keep valuables secure (two keys included)
- bottom shelf adjusts in 2½" increments



## SPECS

MODEL NUMBER	DESCRIPTION	COLOR	W x D x H
<b>1850CY</b>	MOBILE MACHINE STAND	CHERRY	28 x 19¾ x 30¼"
<b>1850GR</b>	MOBILE MACHINE STAND	GRAY	28 x 19¾ x 30¼"
<b>1850MH</b>	MOBILE MACHINE STAND	MAHOGANY	28 x 19¾ x 30¼"
<b>1851CY</b>	MOBILE MACHINE STAND WITH SORTER	CHERRY	28 x 19¾ x 30½"
<b>1851GR</b>	MOBILE MACHINE STAND WITH SORTER	GRAY	28 x 19¾ x 30½"
<b>1851MH</b>	MOBILE MACHINE STAND WITH SORTER	MAHOGANY	28 x 19¾ x 30½"
<b>1852CY</b>	DELUXE MOBILE MACHINE STAND	CHERRY	30 x 20½ x 36¼"
<b>1852GR</b>	DELUXE MOBILE MACHINE STAND	GRAY	30 x 20½ x 36¼"
<b>1852MH</b>	DELUXE MOBILE MACHINE STAND	MAHOGANY	30 x 20½ x 36¼"
<b>1854GR</b>	MACHINE FLOOR STAND	GRAY	19 x 18¼ x 22½"

## AESTHETICS

### WOOD COLOR



**CY** CHERRY / **GR** GRAY / **MH** MAHOGANY

# STEEL MACHINE STANDS

## OVERALL PRODUCT DETAILS

- steel with powder coat finish and scratch resistant laminate top
- fixed supply shelf
- mobile on four casters (two locking)

## COMPACT MACHINE STAND

- single door
- open shelf for frequently used materials
- storage pocket inside door for manuals
- ships fully assembled

## MACHINE STAND WITH DRAWER

- double doors
- pullout drawer
- ships fully assembled

## DELUXE MACHINE STAND

- designed for over-sized office machines
- double doors hide interior compartment with shelf
- metallic gray legs
- black cabinetry and black laminate top
- easy assembly



## SPECS

MODEL NUMBER	DESCRIPTION	COLOR	W x D x H
<b>A</b> 1870GR	MACHINE STAND WITH DRAWER	GRAY	25 x 20 x 29 3/4"
<b>B</b> 1871GR	COMPACT MACHINE STAND	GRAY	17 1/4 x 17 1/4 x 27 1/4"
<b>C</b> 1872BL	DELUXE MACHINE STAND	BLACK	32 x 24 1/4 x 30 1/4"



A



B



C



## MACHINE STAND WITH DROP LEAVES

- 20" laminate top
- two 8" drop leaves expand work surface to 36"
- back modesty panel
- tubular steel construction for durability
- mobile on four casters (two locking)
- assembly required



### SPECS

MODEL NUMBER	COLOR	W x D x H
187GBL ♦	BLACK	20-36 x 18 x 26¼"

♦ THESE PRODUCTS ARE SUBJECT TO CALIFORNIA PROPOSITION 65. PLEASE VISIT THE PRODUCT  
DETAIL PAGE ON OUR WEBSITE FOR SPECIFIC INFORMATION.



IMAGE FEATURES SHELL™ CHAIR (PG. 90), ONYX™ WASTEBASKET (PG. 299) & WIRE DESK (PG. 146).

## WIRE MACHINE STANDS

### UNDERDESK PRINTER/FAX STAND

- steel frame with 19" w x 16" d laminate top
- lower steel wire shelf
- slides under most work surfaces when not in use to save valuable space
- mobile on four casters (two locking)

### DESK SIDE MACHINE STAND

- steel frame and powder coat finish for durability
- two sturdy shelves for storage
- mobile on four casters (two locking)



### SPECS **Learn** **PROP 65**

MODEL NUMBER	DESCRIPTION	COLOR	W x D x H
5206BL ♦	UNDERDESK	BLACK	19 x 16 x 13½"
<b>A</b> 5206GR ♦	UNDERDESK	GRAY	19 x 16 x 13½"
<b>B</b> 5207BL ♦	DESK SIDE	BLACK	24 x 20 x 27"

♦ THESE PRODUCTS ARE SUBJECT TO CALIFORNIA PROPOSITION 65. PLEASE VISIT THE PRODUCT DETAIL PAGE ON OUR WEBSITE FOR SPECIFIC INFORMATION.

# WAVE PRINTER STANDS

- available as desk side or underdesk machine stand
- charcoal columns
- supply shelves to store paper and other supplies
- four casters (two locking)
- easy assembly without tools
- 1861GR slides under most work surfaces to save valuable space

Learn 



## SPECS

MODEL NUMBER	DESCRIPTION	COLOR	W x D x H
 1860GR	DESK SIDE PRINTER STAND	GRAY	20 x 17½ x 29¼"
 1861GR	UNDERDESK PRINTER STAND	GRAY	20 x 17½ x 11½"



# PICCO™ DUO MOBILE PRINTER STAND

- furniture-grade wood with durable laminate finish
- mobile on four casters (two locking)
- printer stand top 22¼"w x 16¼"d
- slide-out shelf measures 17¾"w x 13¾"d
- open storage compartment for easy access to supplies
- stores under most work surfaces to save valuable space
- complements Picco™ Duo Desk (pg. 159)



## SPECS

MODEL NUMBER	DESCRIPTION	COLOR	W x D x H
1954MH	DUO PRINTER STAND	MAHOGANY	22½ x 16¼ x 15½"





# ONYX™ UNDERDESK MACHINE STAND

- mobile underdesk machine or printer stand
- slides easily under desk or work surface when not in use to save space
- includes steel mesh basket and pullout drawer for storage, with wood laminate top to hold printers, fax machines, files or other supplies
- available in black powder coat with black top or white powder coat with Natural wood top
- powder coat steel for chip-resistance and long-lasting durability
- mobile cart on four swivel casters (two locking)
- great for use in small offices, home offices, reception desks, classrooms or other personal workspaces
- complements the entire Onyx™ line of products for a cohesive, professional work environment



## SPECS

MODEL NUMBER	DESCRIPTION	COLOR	W x D x H
<b>A</b> 5208BL	MACHINE STAND	BLACK	21 x 16 x 17½"
<b>B</b> 5208WH	MACHINE STAND	WHITE	21 x 16 x 17½"

# MULTI-PURPOSE CART

- steel construction with a thermofoil top for durability
- 29"w x 14"d shelf for storage of supplies
- provides 11½"h opening to fit a variety of storage needs
- available in anthracite or gray surfaces to suit a variety of workspaces



## SPECS

MODEL NUMBER	DESCRIPTION	COLOR	W x D x H
<b>C</b> 2140CAANT	MULTI-PURPOSE CART	ANTHRACITE	30 x 21 x 26½"
2140CAGRY	MULTI-PURPOSE CART	GRAY	30 x 21 x 26½"

## AESTHETICS



ANT ANTHRACITE / GRY GRAY



# MOBILE UTILITY CABINET


- top surface fits most copiers, fax machines, coffee machines, etc.
- adjustable internal shelf for customizable storage opportunities
- mobile on four casters (two locking) to easily move and reconfigure spaces
- laminate exterior for durability
- available in mahogany or nebula gray surfaces to suit a variety of workspaces



## SPECS

MODEL NUMBER	DESCRIPTION	COLOR	W x D x H
2110MUMAHBLK	MOBILE UTILITY WITH LAMINATE EXTERIOR	MAHOGANY	7 x 20 x 31"
2110MUNGRBLK	MOBILE UTILITY WITH LAMINATE EXTERIOR	GRAY	7 x 20 x 31"

## AESTHETICS



MAHBLK MAHOGANY / GRBLK GRAY

# STEEL MOBILE UTILITY CABINET

- mobile on four casters (two locking), to easily move and reconfigure spaces
- sturdy steel exterior for long-lasting durability
- low-pressure laminate top
- available in gray to suit any workspace



## SPECS

MODEL NUMBER	DESCRIPTION	COLOR	W x D x H
2160MU	MOBILE UTILITY CABINET WITH STEEL EXTERIOR	GRAY	30 x 21 x 26½"



# SCOOT™ MACHINE STANDS

## OVERALL PRODUCT DETAILS

- steel construction with black powder coat finish and black laminate top
- unique hole pattern design and silver leg accents
- mobile on four casters (two locking)
- complements entire Scoot line of products

## DESK SIDE STAND

- easily adjustable side pocket for quick reference projects
- one height-adjustable shelf

## UNDERDESK STAND

- 14½" high for compact storage
- slides under most work surfaces when not in use to save valuable space
- one stationary shelf for storage



## SPECS

MODEL NUMBER	DESCRIPTION	COLOR	W x D x H
A 18558L	UNDERDESK PRINTER STAND	BLACK	20¼ x 16½ x 14½"
B 18568L	DESK SIDE PRINTER STAND	BLACK	26½ x 20½ x 26½"

IMAGE FEATURES STEEL TABLE DESK (PG. 157) & ZENERGY™ BALL CHAIR (PG. 52).



## ONYX™ MESH CUBES

- four mesh cubes
- cubes collapse for compact storage
- steel mesh construction with durable, black powder coat finish
- easy assembly, no tools required
- optional bins, sold in packs of two
- complements entire Onyx™ line of products



C

### SPECS



MODEL NUMBER	DESCRIPTION	COLOR	W x D x H
C 2172BL	MESH CUBES	BLACK	28½ x 14½ x 28½"
D 2173BL	MESH CUBE BINS	BLACK	12½ x 14 x 10"



D

## SUPPLIES ORGANIZER

- eight hardboard shelves form 12 compartments
- includes 12 transparent plastic storage boxes with lids
- compressed wood with laminate finish and three vertical dividers
- adhesive labels included



### SPECS

MODEL NUMBER	DESCRIPTION	COLOR	W x D x H
9452MO	12 COMPARTMENTS	MEDIUM OAK	34 x 13 x 19"



# VERTICAL DESKTOP SORTERS

- 10 removable hardboard shelves form up to 11 letter-size compartments
- compressed wood with laminate finish and solid hardboard back
- rated up to 15 lbs.
- easy assembly with pre-glued dowels



## SPECS

MODEL NUMBER	DESCRIPTION	COLOR	W x D x H
9419CY	11 COMPARTMENTS	CHERRY	10¾ x 12 x 16"
9419GR	11 COMPARTMENTS	GRAY	10¾ x 12 x 16"
9419MO	11 COMPARTMENTS	MEDIUM OAK	10¾ x 12 x 16"



## AESTHETICS

### WOOD COLOR



CY CHERRY / GR GRAY / MO MEDIUM OAK

# WOOD ADJUSTABLE-COMPARTMENT LITERATURE ORGANIZERS

- 10 hardboard shelves form up to 12 letter-size compartments
- adjustable or removable shelves
- compressed wood with laminate finish and solid fiberboard back




## SPECS

MODEL NUMBER	DESCRIPTION	COLOR	W x D x H
9420CY	12 COMPARTMENTS	CHERRY	19½ x 12 x 16"
9420GR	12 COMPARTMENTS	GRAY	19½ x 12 x 16"
9420MO	12 COMPARTMENTS	MEDIUM OAK	19½ x 12 x 16"



## AESTHETICS

### WOOD COLOR



CY CHERRY / GR GRAY / MO MEDIUM OAK



# TRADITIONAL WOOD DESKTOP ORGANIZER



- 5/8" wood top (units can be assembled with or without top)
- fully adjustable shelves and dividers
- finished back provides privacy with cable cutouts for easy access
- furniture-grade, compressed wood cabinetry with melamine finish
- easy assembly with cam-lock fasteners
- two 17"w x 11½"d shelves
- literature sorter includes fixed letter-size shelf
- four plastic slide-out trays

## SPECS

MODEL NUMBER	DESCRIPTION	COLOR	W x D x H
3692MH	29" DESKTOP ORGANIZER	MAHOGANY	29 x 12 x 18"




# ONYX™ LITERATURE ORGANIZERS

- stacks up to two high
- steel mesh construction with durable, black powder coat finish
- connector clips included
- ships fully assembled
- 1¾" horizontal pockets
- 9432BL features slide out drawers
- complements entire Onyx™ line of products



## SPECS

MODEL NUMBER	DESCRIPTION	COLOR	W x D x H
<b>D</b> 9430BL	12 COMPARTMENTS	BLACK	30 x 12¾ x 11¼"
<b>E</b> 9431BL	6 COMPARTMENTS	BLACK	10¼ x 12¾ x 15¼"
<b>F</b> 9432BL	5 COMPARTMENTS	BLACK	10¼ x 12¾ x 15¼"





## DESK RISERS

- raises monitor for easier viewing or to hold supplies
- 12" deep shelf
- shelf dividers to hold notebooks and files
- retainer lip in the rear
- melamine top and cast aluminum legs
- rated up to 100 lbs.




### SPECS

MODEL NUMBER	DESCRIPTION	COLOR	W x D x H
3602BL	30" SHELF	BLACK	30 x 12¼ x 8¼"
3603BL	42" SHELF	BLACK	42 x 12¼ x 8¼"

## ONYX™ MESH OFF-SURFACE SHELF

- mesh off-surface shelf provides extra storage space above the desktop
- ¾" sliding pullout drawer to store smaller supplies
- durable, black powder coat finish
- two upright shelves for storing notebooks, files and projects



### SPECS

MODEL NUMBER	COLOR	W x D x H
3604BL	BLACK	31½ x 7¼ x 10"

## TELEPHONE ORGANIZER STAND

- adjustable 9" telephone platform with three angle positions
- multiple compartments on top for supply storage
- 13"w x 8¾"d x 2"h drawer
- dividers to arrange drawer into three smaller sections
- packed six per carton



### SPECS

MODEL NUMBER	COLOR	W x D x H
2204CH	CHARCOAL AND GRAY	14¾ x 10½ x 4¼"



# PLASTIC DESKTOP ORGANIZERS

## OVERALL PRODUCT DETAILS

- durable plastic construction
- desktop organizers for holding a wide variety of desktop essentials

## STACKING DESKTOP SORTER SET

- organizer consists of four stacking components which allows user to separate supply storage trays from paper sorting trays for individual use if preferred
- includes large supply storage tray, small supply storage tray and two letter-size paper sorting trays
- small storage tray can be placed in a variety of positions for user preference



## SAFCO PORTABLE CADDY

- organizer features six differently sized supply storage compartments so everything has its place – all in one place
- integrated handle for transporting caddy between desk and meetings, or between multiple workstations



## SPECS

MODEL NUMBER	DESCRIPTION	COLOR	W x D x H
3285BL	DESKTOP SORTER SET	BLACK	10 x 12¼ x 6¼"
<b>B</b> 3285WH	DESKTOP SORTER SET	WHITE	10 x 12¼ x 6¼"
	LETTER TRAY (2)		10 x 12¼ x 2⅝"
	LARGE TRAY		10 x 4½ x 1½"
	SMALL TRAY		4½ x 3 x 1½"
<b>C</b> 3286BL	PORTABLE CADDY	BLACK	12¾ x 7¼ x 8½"
3286WH	PORTABLE CADDY	WHITE	12¾ x 7¼ x 8½"



# CUSTOMIZABLE WOOD SUGGESTION BOXES



- 8½ x 11" glass panel to display messages
- glass front allows easy visibility and customization of message
- wall mountable, hardware included



## SPECS

MODEL NUMBER	DESCRIPTION	COLOR	W x D x H
4236CY	SUGGESTION BOX	CHERRY	10½ x 5¾ x 14½"
4236MH	SUGGESTION BOX	MAHOGANY	10½ x 5¾ x 14½"

◆ THESE PRODUCTS ARE SUBJECT TO CALIFORNIA PROPOSITION 65. PLEASE VISIT THE PRODUCT DETAIL PAGE ON OUR WEBSITE FOR SPECIFIC INFORMATION.

## AESTHETICS

### WOOD COLOR



CY CHERRY / MH MAHOGANY

# BAMBOO SUGGESTION BOX

- clear acrylic display for messages
- includes side compartment area for suggestion cards and pencils
- lock with two keys for security
- 25 suggestion cards and wall mounting hardware included



## SPECS

MODEL NUMBER	DESCRIPTION	COLOR	W x D x H
4237CY	SUGGESTION BOX	CHERRY	10 x 8 x 14"
4237NA	SUGGESTION BOX	NATURAL	10 x 8 x 14"

◆ THESE PRODUCTS ARE SUBJECT TO CALIFORNIA PROPOSITION 65. PLEASE VISIT THE PRODUCT DETAIL PAGE ON OUR WEBSITE FOR SPECIFIC INFORMATION.

## AESTHETICS

### WOOD COLORS



CY CHERRY / NA NATURAL



# CUSTOMIZABLE SUGGESTION BOX



- custom area fits 5½ x 8½" size paper
- clear plastic cover for visibility
- space above to store cards and writing utensils
- lock with two keys for security
- 25 suggestion cards and wall mounting hardware included

**PROP 65** **S**



## SPECS

MODEL NUMBER	DESCRIPTION	COLOR	W x D x H
4233GR ♦	SUGGESTION BOX	GRAY	7 x 5 x 14½"

♦ THESE PRODUCTS ARE SUBJECT TO CALIFORNIA PROPOSITION 65. PLEASE VISIT THE PRODUCT DETAIL PAGE ON OUR WEBSITE FOR SPECIFIC INFORMATION.



# SUGGESTION CARD REFILL PACK

- sold in cartons
- 60 cards per pack; 60 packs per carton

**S**

## SPECS

MODEL NUMBER	DESCRIPTION
4231	SUGGESTION CARD REFILL PACK

# ACRYLIC COLLECTION BOXES

- 5¾ x ½" slot in top
- back panel slides out for easy access
- back panel allows users to create their own message
- small or large size
- 4234CL includes lock with two keys for security
- large box display area: 8½"W x 11"H
- small box display area: 5¾"W x 6¾"H

**PROP 65** **S**



## SPECS

MODEL NUMBER	DESCRIPTION	COLOR	W x D x H
<b>C</b> 4234CL ♦	LARGE	CLEAR	9¼ x 9¼ x 21"
<b>U</b> 4235CL ♦	SMALL	CLEAR	5½ x 5½ x 13"

♦ THESE PRODUCTS ARE SUBJECT TO CALIFORNIA PROPOSITION 65. PLEASE VISIT THE PRODUCT DETAIL PAGE ON OUR WEBSITE FOR SPECIFIC INFORMATION.





# SEVEN POCKET LETTER/LEGAL-SIZE STEEL RACK

- steel, seven pocket wall rack
- durable, powder coat finish
- decorative front panel
- wall mounting hardware included
- holds letter or legal-sized documents



## SPECS

MODEL NUMBER	COLOR	W x D x H
3185BL	BLACK	9½ x 2 x 21¼"

# STEEL WALL POCKETS

- durable, black mar-resistant powder coat finish
- decorative front panels
- wall mounting hardware included



## SPECS

	MODEL NUMBER	DESCRIPTION	COLOR	W x D x H
	3170BL	LETTER-SIZE RACK	BLACK	12 x 3 x 9"
A	3171BL	LEGAL-SIZE RACK	BLACK	15 x 3 x 9"
B	3172BL	TRIPLE TRAY LETTER-SIZE RACK	BLACK	12 x 3¼ x 17¼"



# ONYX™ MESH WALL POCKETS

- steel mesh construction
- durable, black powder coat finish
- wall mounting hardware included
- packed six per carton



## SPECS

	MODEL NUMBER	DESCRIPTION	COLOR	W x D x H
C	5651BL	LETTER-SIZE RACK	BLACK	12 x 3 x 9"
	5653BL	LEGAL-SIZE RACK	BLACK	15 x 3 x 9"
D	5652BL	TRIPLE TRAY LETTER-SIZE RACK	BLACK	12 x 3¼ x 17¼"



# HIPAA FILE POCKET

- enables privacy and ability to see chart in pocket without showing private information
- powder coat steel chart holders
- HIPAA compliant
- packed six per carton



## SPECS

MODEL NUMBER	COLOR	W x D x H
5654BL	BLACK	12 x 3 x 10 1/4"



# ONYX™ MAGNETIC MESH PANEL ACCESSORIES

- four heavy-duty magnets to help ensure no sliding
- steel point fasteners included
- steel mesh construction
- durable, black powder coat finish
- packed six per carton



## SPECS

	MODEL NUMBER	DESCRIPTION	COLOR	W x D x H
E	4175BL	TRIPLE FILE POCKET	BLACK	13 x 4 1/4 x 13 1/2"
F	4176BL	SINGLE FILE POCKET	BLACK	13 x 4 1/4 x 7 1/4"

# PANELMATE®

## OVERALL PRODUCT DETAILS

- fits panels up to 3¼" thick
- welded steel construction
- epoxy finish
- universal mounting system
- packed six per carton

## TRIPLE FILE BASKET

- baskets measure 4¾" at top, 1¾" at bottom
- 3 letter-sized trays for papers and folders

## DRY ERASE MARKERBOARD

- 11 x 14" melamine marker board with tray
- mounting height is adjustable up to 18" from top of panel



A



B



## SPECS

MODEL NUMBER	DESCRIPTION	COLOR	W x D x H
A 4151CH	TRIPLE FILE BASKET	CHARCOAL	15½ x 8½ x 29½"
B 4158CH	DRY ERASE MARKERBOARD	CHARCOAL	13½ x 1¼ x 16¾"

# DESKTOP REFERENCE SYSTEM

- easy reference system
- pockets with two-sided opening for easy document loading
- rotates for portrait or landscape format
- includes 10 anti-glare pockets with black frames
- compact weighted base



## SPECS

MODEL NUMBER	COLOR	W x D x H
6175BL	BLACK	18 <sup>3</sup> / <sub>4</sub> x 14 <sup>1</sup> / <sub>2</sub> x 20 <sup>1</sup> / <sub>4</sub> "





# E R G O N O M I C S

# VAMP™ LED LIGHTS

## OVERALL

- flicker-free, energy-saving, economical LED lighting for home or office spaces
- (model 1009 only) integrated 10W wireless charging pad for quick, easy charging of compatible mobile devices; not all mobile devices can charge wirelessly, check your device for compatibility
- swipe your finger along the touch-operated dimmer to adjust brightness
- tap the sun and snowflake icons to scroll through four different light color temperatures from warm to cool
- multiple pivot points on the neck let you turn, twist, rotate and extend it to get the light right where you need it
- USB port on the back of the base makes charging phones or other personal electronics simple
- reduced glare filter allows for easier viewing of electronic screen and may help to lessen eye strain
- available in three color options to fit personal preference and décor

## SPECS

- wireless charging power 10W max
- USB output power DC5V 0.8A max
- maximum phone case thickness: 4mm
- color temperature range: 3000-6000K
- lumens: 450-550
- cord Length: 60"
- 120 LEDs
- input voltage: 100V~240V 50/60Hz
- luminous flux: 400-500lm



## SPECS

MODEL NUMBER	DESCRIPTION	W x D x H
<b>A</b> 1001WH	WHITE	5 x 16 x 16¾"
<b>B</b> 1001BL	BLACK	5 x 16 x 16¾"
<b>C</b> 1001SL	SILVER	5 x 16 x 16¾"
<b>D</b> 1009WH	WIRELESS CHARGING, WHITE	5 x 16 x 16¾"
<b>E</b> 1009BL	WIRELESS CHARGING, BLACK	5 x 16 x 16¾"
<b>F</b> 1009SL	WIRELESS CHARGING, SILVER	5 x 16 x 16¾"





# LED UNDER CABINET LIGHTING

## OVERALL

- allows for hands-free lighting in hard to reach areas such as under a cabinet, desk, closet space, etc.
- energy-efficient LED lighting consumes an estimated 80-90% less power than incandescent bulbs, has longer lifespan and contributes to reduced energy costs
- fixed straight mount, linear light with polycarbonate lens and 6' power cord included (note: warranty valid only if utilizing provided power supply)
- mercury, lead and UV free

## BASIC

- under cabinet mounting and heat-sensing touch on/off switch
- EZDP is the basic option for an under cabinet tasklight

## ENHANCED

- fixed light ar with on/off switch and frosted lens
- includes both magnetic and wood (screws) hardware for mounting
- 120° beam angle, two length options: 18" and 30" (nominal), Hi Color Rendering Index (CRI): > 80: 3500K color temperature
- EZBTL18 for 24" shelf. EZBTL30 for 36" and 48" shelf

## SPECS



MODEL NUMBER	DESCRIPTION	OVERALL W x D x H
<b>B</b> EZDP	LED UNDER CABINET TASKLIGHT	16 x 5/8 x 3/8"
<b>H</b> EZBTL18	LED UNDER CABINET LIGHT - FOR 24" SHELF	22 x 1"
EZBTL30	LED UNDER CABINET LIGHT - FOR 36" & 48" SHELF	34 x 1"



# MONITOR ARMS

## OVERALL PRODUCT DETAILS

- monitor arms reduce the need to rearrange a workspace around the position of the monitor screen and provides an increased range of motion
- adjustments to the monitor arm may help to alleviate screen glare and neck strain
- grommet or tool-less clamp installation that fits any work surface up to 3½" thick
- cable management system keeps cables hidden
- featuring counterbalanced spring technology with easy-to-use Allen wrench adjustment
- slim profiles when in the folded position
- arms swivel 360° around base allowing for increased display positions
- VESA 75mm and 100mm compliant and TAA compliant

## DESK-MOUNTED

- best solution for deep-return desks
- sleek design to accommodate any working environment
- usable vertical height adjustment of 26" and 13" of horizontal adjustments
- single and dual monitor available
- maximum load of 2-14 lbs. for single screen or maximum load of 2-10 lbs. per screen for dual monitors

## POLE-MOUNTED

- allows for heavier equipment to be elevated and adjusted
- usable vertical height adjustment of 24" and 18" of horizontal adjustments
- maximum load of 4-20 lbs. per each monitor arm
- quick connect monitor screen feature
- single and dual monitor available



## SPECS

MODEL NUMBER	DESCRIPTION	OVERALL W x H
<b>A</b> EZKE1	SINGLE SCREEN MONITOR ARM	26 x 17⅞"
<b>B</b> EZKE2	DUAL SCREEN, SINGLE MONITOR ARM	28 x 19½"
<b>C</b> EZKC1	POLE MOUNT, SINGLE ARM MONITOR MOUNT	28⅞ x 20⅞"
<b>D</b> EZKC2	POLE MOUNT, DUAL ARM MONITOR MOUNT	28⅞ x 20⅞"

# MONITOR ARM POST

- monitor arm posts allow user to increase workspace comfort and adapt for a multi-screen workspace
- compatible with other product lines such as CSII™ and TechWorks®
- extruded aluminum posts with removable cap for access to mount monitor arms
- TAM2 will support up to eight monitor supports
- bolts securely to center beam for stability and multiple attachment locations along the beam structure (square opening)
- two available heights: 15"H and 29½"H to support varying number and positions of monitors and dual post - 29½"H x 3" dia.
- supports attach to the post by sliding clamp down one of the post's vertical channels, positioning it at desired height and tightening at that position
- mounts are only compatible with VESA compliant monitors using 100mm x 100mm or 75mm x 75mm mounting location and with a max weight of 18 lbs.
- cable management and mounting hardware included



## SPECS

MODEL NUMBER	DESCRIPTION	OVERALL W x H
<b>E</b> TAMSP	SINGLE POST	15 x 3" DIA.
<b>F</b> TAMDP	DUAL POST	29½ x 3" DIA.
<b>G</b> TAM2	SINGLE MONITOR ARM - DUAL 18½" EXTENSION	18½ x 2½"



E



F



G

# DESKTOP SIT/STAND WORKSTATIONS

- clamps to desk or work surface
- holds keyboard/monitor or laptop
- allows user to move work surface from sitting-height to standing position with simple lift
- no knobs or levers to adjust; set once and entire platform moves together for easy adjustment
- monitor support provides tilt adjustment, individual height-adjustment and locks into place
- entire assembly swivels out of the way to provide access to desk surface when needed



## SPECS

	MODEL NUMBER	DESCRIPTION	COLOR	PLATFORM W x D
A	2130SL	MONITOR/KEYBOARD STAND	SILVER	26 x 10 <sup>3</sup> / <sub>4</sub> "
B	2132SL	LAPTOP STAND	SILVER	26 x 13 <sup>3</sup> / <sub>4</sub> "

# STANCE™ HEIGHT-ADJUSTABLE LAPTOP STAND

- provide an ergonomic and space-saving workstation solution
- height adjustment allows user to easily transition between sitting and standing to help encourage a more active workday
- easily adjustable in 1/4" increments in a 15" range to suit a variety of users
- height-adjustment is quick and easy
- 27"W platform provides plenty of space for work materials
- lightweight design makes it easy to set aside or remove from the work surface when not in use to provide more desk space
- designed as a free-standing unit, no need for clamps or fasteners
- sturdy steel and aluminum construction with a durable black powder coat finish
- laminated MDF platform provides a stable work surface
- great for use in personal workspaces, home offices, small offices, classrooms, libraries or other areas to create a more active and ergonomic workstation



## SPECS

	MODEL NUMBER	DESCRIPTION	COLOR	W x D x H
	2180BL	LAPTOP STAND	BLACK	27 x 18 x 21 <sup>1</sup> / <sub>2</sub> "

# SOAR™ BY SAFCO® ELECTRIC DESKTOP SIT/STAND



- versatile remote control surface that rises to allow user to adjust to sit or stand while working
- electric height adjustment range of 17½" to suit a variety of users
- remote control with simple up/down buttons with the option to program three presets
- available in white to suit most décor
- two USB charging ports and two outlets for easy connectivity
- powder coated steel base and laminate top for durability
- choice of no monitor arms (2191WH), one monitor arm (2192WH) or dual monitor arms (2193WH)
- workstation has a 10 lb. weight capacity to handle the weight of most computers, single monitor arm holds up to 15 lbs., and the dual monitor arms hold up to 9 lbs. each



## SPECS

	MODEL NUMBER	DESCRIPTION	W x D x H
C	2191WH	ELECTRIC DESKTOP SIT/STAND	27¼ x 22 x 18½-36"
D	2192WH	ELECTRIC DESKTOP SIT/STAND - SINGLE MONITOR ARM	27¼ x 22 x 18½-36"
E	2193WH	ELECTRIC DESKTOP SIT/STAND - DUAL MONITOR ARMS	27¼ x 22 x 18½-37¼"

# ONYX™ STANDS

## MONITOR STAND

- raises monitor 4"
- two side compartments for notebooks and folders
- 8¾" wide sliding and pullout drawer
- steel mesh design
- durable, black powder coat finish
- compliments the entire Onyx™ line of products

## LAPTOP STAND

- adjustable for easy visibility
- folds flat for portability
- steel mesh construction for ventilation
- black powder coat finish for durability
- packed 5 per carton
- compliments the entire Onyx™ line of products



## SPECS

	MODEL NUMBER	DESCRIPTION	COLOR	W x D x H
F	2159BL	MESH MONITOR STAND	BLACK	19¼ x 11¼ x 6¼"
G	2161BL	MESH LAPTOP STAND	BLACK	12¼ x 12¼ x 2"





# ACCENT DESKTOP NEW SIT-STAND WORKSTATION

- classic, pneumatic desktop sit-stand workstation
- ultra-slim profile for space saving and easy storage when not in use
- sleek white laminate work surface with black edge
- use your thumbs to pull out both of the lock releases – then raise with pneumatic assist or push down to lower the desktop to a height that’s right for you – let go of the releases to set it in place
- steel base construction provides solid and long-lasting performance
- non-skid silicone pads protect desktop against scratches or scuffs
- dual pull handles effortlessly adjusts height
- easily move from sitting to standing
- weight capacity 22 lbs.
- work surface thickness: ¼”



## SPECS

MODEL NUMBER	DESCRIPTION	W x D x H
2182WH	DESKTOP SIT-STAND STAND	31¼ x 21¼ x 1½-15¼"



IMAGE FEATURES NEXT™ BISTRO CHAIRS (PG. 75) & OASIS™ TEAMING TABLE (PG. 135).

## TV MOUNT NEW

- can turn almost any workspace into a multimedia area
- mount TVs to tabletops for easy viewing in smaller or collaborative groups
- swivel bolt-down mount allows screen to move +/- 30 degrees so all workers can easily view
- built-in cable management system keeps cords organized
- can be mounted on tabletops 1" thick or greater
- fits screen size: 32" – 55"
- weight capacity: 50 lbs.



### SPECS

MODEL NUMBER	DESCRIPTION	COLOR	W x D x H
2144BL	TV MOUNT	BLACK	21¼ x 5½ x 24¾"

# KNOB-ADJUST KEYBOARD PLATFORMS

## OVERALL PRODUCT FEATURES

- single knob height and tilt adjustment
- tucks away under desk
- tilt adjusts +10° to -15°
- 17¾" track
- black, durable, wood fiber construction
- foam wrist rest included
- height adjusts 5" (1½" above desk)

## KNOB-ADJUST KEYBOARD PLATFORM

- allows in line mouse use on left or right side

## KNOB-ADJUST KEYBOARD PLATFORM WITH SWIVEL MOUSE TRAY

- slim ¾" profile
- swivel mouse tray mounts on left or right



## SPECS

MODEL NUMBER	DESCRIPTION	COLOR	PLATFORM W x D x H
<b>A</b> 2133BL	PLATFORM	BLACK	25 x 9½ x ¾"
<b>B</b> 2135BL	PLATFORM WITH SWIVEL MOUSE TRAY	BLACK	18½ x 9½ x ¾"



**A**  
KEYBOARD FEATURES\*  
1 4



**B**  
KEYBOARD FEATURES\*  
1 4

## KEYBOARD FEATURES

**1**  **360° SWIVEL**  
EASILY ADJUSTS FOR ANY WORKING ANGLE.

**2**  **LIFT & LOCK HEIGHT ADJUSTMENT**  
FREELY ADJUSTS HEIGHT WITHOUT KNOBS OR LEVERS.

**3**  **INDEPENDENT TILT ADJUSTMENT KNOB**  
ADJUSTS TILT WITHOUT AFFECTING HEIGHT ADJUSTMENT.

**4**  **DUAL ADJUSTMENT**  
SINGLE KNOB ADJUSTS HEIGHT AND TILT ANGLE.

THE POSITIONING OF YOUR KEYBOARD MAY IMPACT YOUR COMFORT AND YOUR HEALTH.



# ERGO-COMFORT® LOW PROFILE

## OVERALL PRODUCT FEATURES

- no knobs or levers, lift keyboard tray for height adjustment
- units extend and retract on a 21" precision glide track
- adjustment knob for a +15° to -15° tilt range
- full 360° rotation
- includes mounting hardware
- Therasoft® wrist rest that may help minimize pressure points
- 28" wide, ultra-thin platform
- Lift-N-Lock™ 6" height adjustment
- clear lift-up Lexan® mouse surface to display pictures, memos, etc.



C

## KEYBOARD FEATURES\*

1 2 3

\*KEYBOARD FEATURES ON PG. 240.



## SPECS

MODEL NUMBER	DESCRIPTION	COLOR	W x D x H
C 2137	ARTICULATING 28" KEYBOARD/MOUSE ARM	BLACK GRANITE FLECK	28 x 11¾ x ¼"

# ERGO-COMFORT® CPU HOLDERS

## SWIVEL MOUNT CPU HOLDER

- pulls out 6" and swivels 180° for cable access on the left or right side
- adjusts vertically from 13" to 22" and from 5" to 9" wide
- anti-slip pads
- rated up to 60 lbs.



D



E

## FIXED-MOUNT CPU HOLDER

- adjusts vertically from 13" to 22" and from 5" to 9" wide
- anti-slip pads
- rated up to 60 lbs.



## SPECS

MODEL NUMBER	DESCRIPTION	COLOR	W x D x H
D 2175	SWIVEL MOUNT CPU HOLDER	BLACK	9-13 x 13½ x 17½-23¾"
E 2176	FIXED-MOUNT CPU HOLDER	BLACK	7-11 x 9½ x 14-22½"

# MESH BACKREST

- breathable mesh
- lightweight construction
- elastic strap secures backrest in place
- ideal for office, auto or home
- packed five per carton



## SPECS

MODEL NUMBER	COLOR	W x D x H
7153BL	BLACK	17½ x 3 x 15"



# REMEDEASE® BACKRESTS

- elastic strap keeps backrest in place
- full-size zipper on machine washable 100% polyester velour cover
- packed five per carton



## SPECS

	MODEL NUMBER	DESCRIPTION	COLOR	W x D x H
A	71301	FULL HEIGHT	BLACK	14 x 3 x 19½"
B	71491	HIGH PROFILE	BLACK	12¾ x 4 x 13"



# SOFTSPOT®

## OVERALL FEATURES

- upper edges softly curved for comfort
- Therasoft® cushioning material retains shape
- non-abrasive, anti-static and washable
- packed five per carton

## LUMBAR ROLL BACKREST

- supports lumbar or small of the back
- center channel may prevent pressure points on spine
- elastic strap adjusts to fit any chair

## LOW PROFILE BACKREST

- supports lower back and spine
- center channel may prevent pressure points on spine
- elastic strap adjusts to fit any chair

## SEAT CUSHION

- cut-away contours slope away from pressure points at coccyx (tail bone)
- wedge shape may help maintain spines natural "s" shaped curve



## SPECS

MODEL NUMBER	DESCRIPTION	COLOR	W x D x H
<b>C</b> 7150BL	LUMBAR ROLL BACKREST	BLACK	14 x 2½ x 8"
<b>D</b> 7151BL	LOW PROFILE BACKREST	BLACK	14 x 2½ x 11"
<b>E</b> 7152BL	SEAT CUSHION	BLACK	15½ x 10 x 3"



# MEMORY FOAM LUMBAR SUPPORT BACKREST

- direct support for lower back
- adjustable straps fit any chair
- durable and easy to clean
- packed five per carton



## SPECS

MODEL NUMBER	COLOR	W x D x H
7154BL	BLACK	14½ x 3¼ x 6¾"



# SOFTSPOT® PROLINE WRIST SUPPORTS

- Therasoft® material distributes weight evenly
- removable cushion for stretching and strengthening exercises
- non-abrasive, durable and anti-static
- illustrated exercise guide included
- packed 10 per carton



## SPECS

	MODEL NUMBER	DESCRIPTION	COLOR	W x D x H
A	90208	KEYBOARD WRIST SUPPORT	BLACK	18 x 3½ x 1¼"
B	90108	MOUSE PAD WRIST SUPPORT	BLACK	7½ x 13 x 1¼"



# TASK MASTER® ADJUSTABLE FOOTREST

- may relieve pressure points in workers who stand most of the day
- nine positions and height range of 5½" to 15"
- textured, anti-slip platform that mounts at 8° angle
- heavy-gauge, black tubular steel construction
- locks together easily with button tabs
- pairs well with standing desks



## SPECS

MODEL NUMBER	COLOR	OVERALL W x D x H
5124	BLACK	20 x 12 x 5½-15"

# STABILIZING FOOTREST

- raised ridges provide a non-slip surface to rest your feet
- sleek and unobtrusive design
- pairs with any desk or table, and many other Safco® Active Collection seats
- inspires movement throughout the workday, which may help to improve circulation and remove pressure from feet and back
- non-marring, butyl rubber feet keep the footrest in place on hard and soft surfaces
- lightweight for easy portability
- rated up to 300 lbs.
- designed by Martin Keen



## SPECS

MODEL NUMBER	COLOR	OVERALL L x W x H
FFR-1000 ♦	SILVER/BLACK	26 x 14 x 3½"

♦ THESE PRODUCTS ARE SUBJECT TO CALIFORNIA PROPOSITION 65. PLEASE VISIT THE PRODUCT DETAIL PAGE ON OUR WEBSITE FOR SPECIFIC INFORMATION.

# DYNAMIC FOOTREST

- swing bar that allows users to easily stay active by moving the footrest bar
- footrest takes pressure off of foot bones, which can provide ankle support and may promote circulation in the lower body
- allows movement throughout the day and encourages varying postures while working
- bar moves silently to avoid workplace distraction
- pairs well with either sitting or standing workstations
- made of durable, black steel with a powder coat finish
- clean lines and minimal design



NEW



## SPECS

MODEL NUMBER	COLOR	OVERALL W x D x H
2134BL	BLACK	29 x 22¼ x 26¼"



# SHIFT™ ADJUSTABLE-HEIGHT FOOTREST

- create a standing solution for your workspace by pairing with your standing workstation or table
- steel & aluminum construction with nylon platform in black
- platform is 20"W x 12"D
- easy pin hole adjustment to set at desired height for comfort



## SPECS

MODEL NUMBER	COLOR	W x D x H
2129BL	BLACK	20½ x 14½ x 21½"



# TILTING FOOTREST NEW

- tilting footrest is both ergonomic and comfortable
- rubber pads on the bottom of the footrest help prevent slipping and floor scratching
- non-skid surface increases feet stability
- increase comfort and activity while working
- may help to increase circulation as well as reduce muscle stiffness
- stay active by using footrest while seated
- footrest may also take pressure off of foot bones, which can provide ankle support
- footrest quietly and easily adjusts to change foot positions as necessary
- pairs well with either desks or tables
- made of steel for durability



## SPECS

MODEL NUMBER	COLOR	W x D x H
2121BL	BLACK	15 x 12 x 5 1/4"

# ERGO-COMFORT<sup>®</sup> ADJUSTABLE FOOTRESTS



A



B

### 3" HEIGHT-ADJUSTABLE FOOTREST

- tilt angle slides to any position
- black with chrome stand
- packed five per carton

### 5" HEIGHT-ADJUSTABLE FOOTREST

- enables repositioning of feet and legs
- tilt angle slides to any position
- black with chrome stand
- packed four per carton



## SPECS

	MODEL NUMBER	COLOR	W x D x H	PLATFORM HEIGHT
A	2105	BLACK	18 1/2 x 11 1/2 x 5"	3"
B	2106	BLACK	18 1/2 x 11 1/2 x 8"	5"

## REMEDEASE® FOOT CUSHION

- half-cylinder design
- removable and machine washable nylon cover with non-slip tread
- packed five per carton



### SPECS

MODEL NUMBER	COLOR	W x D x H
92311	BLACK	17½ x 11½ x 6¼"

## FOOT ROCKER FOOTREST

- rocking action encourages leg movement
- rock and stop design provides subtle position stops
- anti-skid feet
- packed five per carton



### SPECS

MODEL NUMBER	COLOR	W x D x H
2122BL	BLACK	17½ x 11½ x 3½"

## RESTEASE™ ADJUSTABLE FOOTREST



- four angle adjustments
- integrated anti-slip rubber mat
- two-tone black with silver accents
- packed five per carton



### SPECS

MODEL NUMBER	COLOR	W x D x H
2120BL	BLACK	15½ x 13¾-14¾ x 3¼-5"

# ACTIVE ANTI-FATIGUE MAT



- made out of thick, pliable polyurethane foam for maximum comfort
- elevated surface points allow for ease of movement and stretching
- mat combines movement features to stay active and polyurethane foam for comfortable standing
- movable glides on bottom to easily slide with feet under workstation when not in use
- active rolling bar allows users to fidget with their feet
- available in black to seamlessly blend into most professional spaces



## SPECS

MODEL NUMBER	COLOR	W x D x H
2125BL	BLACK	29 x 27 x 3"



# CONTOURED ANTI-FATIGUE MAT



- maintain high levels of comfort with this foam mat for comfortable standing in the workplace
- contoured with deep grooves to create ridges to stand on
- made out of thick, pliable polyurethane foam for maximum comfort
- elevated surface points allow for ease of movement and stretching
- available in black to seamlessly blend into most professional spaces



## SPECS

MODEL NUMBER	COLOR	W x D x H
2127BL	BLACK	30½ x 27½ x 4¼"



# SAFCO® MOVABLE ANTI-FATIGUE MAT

- a perfect addition to any active workspace
- features 1" of padding for standing comfort to help relieve the pain and fatigue that often accompanies standing
- may help reduce leg and foot fatigue that comes from extended standing
- comes complete with molded glides on the bottom of the mat which allows the user to grip the mat with their feet (without having to bend over and slide out of the way when not in use)
- thick, yet pliable with a discrete design that allows it to easily fit into any workspace without looking bulky
- pairs well with standing desks or tables
- high heels should not be worn with this mat
- available in black to seamlessly blend into most personal workspaces, private offices or collaborative spaces
- available in two sizes to accommodate space needs



## SPECS

MODEL NUMBER	COLOR	W x D x H
2110BL	BLACK	20 x 30 x 1"
2111BL	BLACK	24 x 36 x 1"



\*bottom of mat shown



S T O R A G E   &  
F I L I N G

# HOSPITALITY CABINETS

- modular design cabinets to be used in breakrooms, conference areas or in a variety of places where storage is needed
- 3/4" thermal fused, scratch resistant melamine laminate cabinets
- 36" counter-height on base cabinets with 3" high backsplash
- 1" high pressure laminate countertop with 2mm PVC edgeband
- color-matched exterior and interior
- doors feature adjustable soft-close, chrome-plated European hinge and 2mm PVC edgeband
- soft-close, full extension steel ball-bearing slides on drawers
- integrated floor levelers
- easy assembly with cam-lock fasteners
- adjustable shelving on 1700, 1701 and 1702
- flexible grommet in counter top (80mm) and side panels (60mm) for cord pass-through
- individual cabinets attach securely together with metal connector pins
- open back design for access to power outlets
- appliance hutch design allows installation with any base cabinet
- wall mounting hardware not included



## SPECS

MODEL NUMBER	DESCRIPTION	COLOR	W x D x H
1700AN	WALL CABINET	ASIAN NIGHT/BLACK	36 x 15 x 30"
<b>A</b> 1700MH	WALL CABINET	MAHOGANY/RUSTIC SLATE	36 x 15 x 30"
<b>B</b> 1700VS	WALL CABINET	VANILLA STIX/GRAY	36 x 15 x 30"
<b>C</b> 1701AN	2 DOOR/1 DRAWER BASE CABINET	ASIAN NIGHT/BLACK	36 x 25 x 36"
1701MH	2 DOOR/1 DRAWER BASE CABINET	MAHOGANY/RUSTIC SLATE	36 x 25 x 36"
1701VS	2 DOOR/1 DRAWER BASE CABINET	VANILLA STIX/GRAY	36 x 25 x 36"
<b>D</b> 1702AN	2 DOOR BASE CABINET	ASIAN NIGHT/BLACK	36 x 25 x 36"
1702MH	2 DOOR BASE CABINET	MAHOGANY/RUSTIC SLATE	36 x 25 x 36"
1702VS	2 DOOR BASE CABINET	VANILLA STIX/GRAY	36 x 25 x 36"
<b>E</b> 1703AN	3 DRAWER BASE CABINET	ASIAN NIGHT/BLACK	36 x 25 x 36"
1703MH	3 DRAWER BASE CABINET	MAHOGANY/RUSTIC SLATE	36 x 25 x 36"
1703VS	3 DRAWER BASE CABINET	VANILLA STIX/GRAY	36 x 25 x 36"
<b>F</b> 1704AN	WASTE MANAGEMENT BASE CABINET	ASIAN NIGHT/BLACK	36 x 25 x 36"
1704MH	WASTE MANAGEMENT BASE CABINET	MAHOGANY/RUSTIC SLATE	36 x 25 x 36"
1704VS	WASTE MANAGEMENT BASE CABINET	VANILLA STIX/GRAY	36 x 25 x 36"
<b>G</b> 1705AN	APPLIANCE BASE CABINET	ASIAN NIGHT/BLACK	36 x 25 x 36"
1705MH	APPLIANCE BASE CABINET	MAHOGANY/RUSTIC SLATE	36 x 25 x 36"
1705VS	APPLIANCE BASE CABINET	VANILLA STIX/GRAY	36 x 25 x 36"
<b>H</b> 1706AN	APPLIANCE HUTCH CABINET	ASIAN NIGHT/BLACK	36 x 18 x 48"
1706MH	APPLIANCE HUTCH CABINET	MAHOGANY/RUSTIC SLATE	36 x 18 x 48"
1706VS	APPLIANCE HUTCH CABINET	VANILLA STIX/GRAY	36 x 18 x 48"
<b>I</b> 9669	36-GAL. PLASTIC LINER (ORDER TWO)	BLACK	17 x 17 x 27 1/4"



## AESTHETICS

**AN** ASIAN NIGHT/BLACK    **VS** VANILLA STIX/GRAY    **MH** MAHOGANY/RUSTIC SLATE



COUNTERTOP	ASIAN NIGHT	GRAY	RUSTIC SLATE
DOORS/DRAWERS	ASIAN NIGHT	VANILLA STIX	MAHOGANY
CABINET SIDE PANELS	BLACK	VANILLA STIX	MAHOGANY



FLEXIBLE GROMMET IN COUNTER TOP



# REVEAL™ MAGAZINE & PAMPHLET DISPLAYS

## OVERALL PRODUCT DETAILS

- thermoformed, one-piece units with no sharp edges or corners
- wire partition hangers fit all Reveal displays
- wall mounting hardware included

## PAMPHLET & SPECIALTY DISPLAYS

- each pocket holds 1¾" of printed material

## TABLETOP DISPLAYS

- rotating clear acrylic displays
- easy visibility with two-tier design
- each pocket holds 1" of printed material



## SPECS

MODEL NUMBER	DESCRIPTION	W x D x H
5602CL ♦	12 MAGAZINE DISPLAY	30 x 2 x 49"
5607CL ♦	6 MAGAZINE DISPLAY	30 x 2 x 24½"
A 5600CL ♦	6 MAGAZINE/12 PAMPHLET DISPLAY	30 x 2 x 45"
5605CL ♦	3 MAGAZINE/6 PAMPHLET DISPLAY	30 x 2 x 22½"
5606CL ♦	6 MAGAZINE/6 PAMPHLET DISPLAY	30 x 2 x 34¾"
5611CL ♦	8 MAGAZINE/8 PAMPHLET DISPLAY	40 x 2 x 34¾"
5661NC	DISPLAY WIRE HANGER	¼ x 2¾ x 7¼"
5601CL ♦	24 PAMPHLET DISPLAY	30 x 2 x 41"
B 5604CL ♦	12 PAMPHLET DISPLAY	30 x 2 x 20½"
5608CL ♦	8 PAMPHLET DISPLAY	20½ x 2 x 20½"
5610CL ♦	12 BOOKLET DISPLAY	30 x 2 x 30"
C 5697CL	6 PAMPHLET TRIANGLE TABLETOP	9½ x 9½ x 12½"
5698CL	6 MAGAZINE TRIANGLE TABLETOP	15 x 15 x 14"

♦ THESE PRODUCTS ARE SUBJECT TO CALIFORNIA PROPOSITION 65. PLEASE VISIT THE PRODUCT DETAIL PAGE ON OUR WEBSITE FOR SPECIFIC INFORMATION.





D

# CLEAR2C™ MAGAZINE & PAMPHLET DISPLAYS

- break-resistant polycarbonate plastic pockets
- clear plastic and PETG backing
- each pocket holds 2" of printed material
- pre-assembled with pre-drilled holes, screws and anchors



## SPECS



F

	MODEL NUMBER	DESCRIPTION	COLOR	W x D x H
D	5665CL ♦	9 MAGAZINE DISPLAY	CLEAR	29 x 3 x 36"
E	5666CL ♦	3 MAGAZINE/6 PAMPHLET DISPLAY	CLEAR	28 x 3 x 23½"
	5667CL ♦	6 MAGAZINE DISPLAY	CLEAR	28¾ x 3 x 23½"
	5668CL ♦	6 MAGAZINE/6 PAMPHLET DISPLAY	CLEAR	29 x 3 x 36"
	5671CL ♦	12 PAMPHLET DISPLAY	CLEAR	28¾ x 3 x 23½"
F	5673CL ♦	8 PAMPHLET DISPLAY	CLEAR	19¼ x 3 x 23½"

♦ THESE PRODUCTS ARE SUBJECT TO CALIFORNIA PROPOSITION 65. PLEASE VISIT THE PRODUCT DETAIL PAGE ON OUR WEBSITE FOR SPECIFIC INFORMATION.



E

# LUXE™ MAGAZINE DISPLAYS

- silver coated, brushed aluminum frame with clear pockets
- each pocket holds 1" of printed material
- center dividers allow pockets to be sized
- wall mounting hardware included



## SPECS

MODEL NUMBER	DESCRIPTION	W x D x H
4133SL	3 MAGAZINE/6 PAMPHLET DISPLAY	31¼ x 5 x 15¼"
A 4134SL	9 MAGAZINE/18 PAMPHLET DISPLAY	31¼ x 5 x 41"

# WOOD DISPLAY RACKS

## WALL MOUNT LITERATURE DISPLAY RACKS - 5 & 12 POCKET

- scoop front pockets for easy accessibility
- hardboard dividers and back
- wall mounting hardware included

## 48 POCKET ROTATING LITERATURE DISPLAY RACK

- scoop front pockets for easy accessibility
- rotates 360° to view all literature



## SPECS

MODEL NUMBER	DESCRIPTION	COLOR	W x D x H
B 4330CY ♦	WALL MOUNT LITERATURE DISPLAY – 5 POCKET	CHERRY	11¼ x 3¾ x 23¾"
4330MH ♦	WALL MOUNT LITERATURE DISPLAY – 5 POCKET	MAHOGANY	11¼ x 3¾ x 23¾"
4331CY ♦	WALL MOUNT LITERATURE DISPLAY – 12 POCKET	CHERRY	11¼ x 3¾ x 48¾"
C 4331MH ♦	WALL MOUNT LITERATURE DISPLAY – 12 POCKET	MAHOGANY	11¼ x 3¾ x 48¾"
4331MO ♦	WALL MOUNT LITERATURE DISPLAY – 12 POCKET	MEDIUM OAK	11¼ x 3¾ x 48¾"
4335MH ♦	ROTATING LITERATURE DISPLAY – 48 POCKET	MAHOGANY	17¾ x 17¾ x 49½"



♦ THESE PRODUCTS ARE SUBJECT TO CALIFORNIA PROPOSITION 65. PLEASE VISIT THE PRODUCT DETAIL PAGE ON OUR WEBSITE FOR SPECIFIC INFORMATION.

# EXPOSE™ MAGAZINE & PAMPHLET DISPLAYS

- clear plastic front panel for easy visibility
- wood magazine rack with hardboard back
- removable dividers to create space for magazines or pamphlets
- pre-drilled holes, screws and anchors for wall mounting
- decorative screw covers match hardboard backing



## SPECS

MODEL NUMBER	DESCRIPTION	COLOR	W x D x H
<b>5702MH</b> ♦	9 MAGAZINE/18 PAMPHLET DISPLAY	MAHOGANY	29¾ x 2½ x 38¼"
<b>5703MH</b> ♦	6 MAGAZINE/12 PAMPHLET DISPLAY	MAHOGANY	29¾ x 2½ x 26¼"

♦ THESE PRODUCTS ARE SUBJECT TO CALIFORNIA PROPOSITION 65. PLEASE VISIT THE PRODUCT DETAIL PAGE ON OUR WEBSITE FOR SPECIFIC INFORMATION.



# STEEL MAGAZINE RACKS

- durable steel construction
- powder coat finish for durability
- mounts to wall or stands on floor with steel base (order separately)
- wall mounting hardware is included



## SPECS

MODEL NUMBER	DESCRIPTION	COLOR	W x D x H
<b>4321BL</b>	11 POCKETS	BLACK	10 x 4 x 36¼"
<b>4321GR</b>	11 POCKETS	GRAY	10 x 4 x 36¼"
<b>4322BL</b>	23 POCKETS	BLACK	10 x 4 x 65½"
<b>4322GR</b>	23 POCKETS	GRAY	10 x 4 x 65½"
<b>4323BL</b>	STEEL BASE	BLACK	10 x 14 x 5¼"
<b>4323GR</b>	STEEL BASE	GRAY	10 x 14 x 5¼"



SHOWN WITH OPTIONAL STEEL BASE.



# STEEL ROTARY MAGAZINE & BROCHURE RACKS

- textured powder coat finish for durability
- rotates 360° for easy visibility
- ships fully assembled
- steel construction



## SPECS

MODEL NUMBER	DESCRIPTION	COLOR	W x D x H
4324BL	MAGAZINE RACK – 44 POCKET	BLACK	14 x 14 x 48"
*4325BL	MAGAZINE RACK – 92 POCKET	BLACK	14 x 14 x 68"

\*4325BL SHIPS VIA SMALL PACKAGE CARRIER.



IMAGE FEATURES RUNTZ™  
BALL CHAIRS (PG. 54).



# ONYX™ MAGAZINE STAND AND POCKET DISPLAYS

## OVERALL PRODUCT DETAILS

- steel mesh construction with black powder coat finish for long-lasting durability
- complements the entire Onyx™ line of products for a cohesive, professional work environment
- rolled edges are smooth to the touch and aesthetically pleasing

## ONYX™ WALL MOUNTED 4 POCKET DISPLAY

- features four front pockets
- mounting hardware included

## ROTATING 16 POCKET MESH MAGAZINE STAND

- four-sided magazine rack rotates a full 360°
- features 16 full front pockets to hold a range of literature or magazines
- stable floor standing unit
- aesthetically designed base great for use in lobbies, waiting rooms, breakrooms, shared office spaces, etc. for storing and displaying magazines and other literature

## ONYX™ WALL MOUNTED SINGLE POCKET DISPLAY

- features single full front pocket
- mounting hardware included



## SPECS

MODEL NUMBER	DESCRIPTION	W x D x H
<b>F</b> 5580	ROTATING MESH MAGAZINE STAND – 16 POCKET	18 x 18 x 58"
<b>G</b> 5591	WALL MOUNTED MAGAZINE DISPLAY – SINGLE POCKET	10 x 3½ x 11¼"
<b>H</b> 5592	WALL MOUNTED MAGAZINE DISPLAY – 4 POCKET	10 x 3¾ x 46½"



# ONYX™ LITERATURE DISPLAYS

## OVERALL PRODUCT DETAILS

- steel mesh construction
- black powder coat finish for durability
- rolled mesh design is smooth to the touch and aesthetically pleasing
- complement entire Onyx™ line of products

## MESH ROTATING MAGAZINE STAND

- rotating magazine stand
- three-sided rack rotates 360°
- floor standing units feature 30, ¾" capacity pockets

## MESH WALL MOUNT MAGAZINE RACKS

- five and 10 pocket magazine racks
- wall mounting hardware included

## MESH FREE-STANDING DISPLAYS

- 6461BL designed to display magazines and materials on the floor and not take up valuable counter space
- 5642BL packed six per carton



## SPECS

MODEL NUMBER	DESCRIPTION	COLOR	W x D x H
5577BL*	MESH ROTATING MAGAZINE STAND – 30 POCKET	BLACK	16½ x 16½ x 66"
5578BL	MESH WALL MOUNT MAGAZINE RACK – 5 POCKET	BLACK	10¼ x 3½ x 28½"
5579BL	MESH WALL MOUNT MAGAZINE RACK – 10 POCKET	BLACK	10¼ x 3½ x 50¾"
5642BL	MESH COUNTER BUSINESS CARD HOLDER – 8 POCKET	BLACK	8¾ x 3 x 8¾"
6461BL	MESH FLOOR DISPLAY – 5 POCKET	BLACK	12½ x 18½ x 46"

Learn

U  
E



# WIRED DISPLAY RACKS



## ROTARY FLOOR MAGAZINE DISPLAY

- full view front
- four layers rotate independently
- compact knock-down design with 16 display compartments
- welded wire construction
- mobile on five dual-wheel casters (two locking)

## ROTARY FLOOR BROCHURE DISPLAY

- 32 compartments
- four viewing levels rotate independently
- compact knock-down design
- welded wire construction
- mobile on five dual-wheel casters (two locking)

## SPECS

	MODEL NUMBER	DESCRIPTION	COLOR	W x D x H
F	4139CH	ROTARY FLOOR MAGAZINE DISPLAY	CHARCOAL	15 x 15 x 60"
G	4128CH	ROTARY FLOOR BROCHURE DISPLAY	CHARCOAL	15 x 15 x 60"



IMAGE FEATURES VY™ CHAIRS (PG. 68), PUBLIC SQUARE® RECEPTACLES (PG. 302), CHA-CHA™ TABLES (PG. 132)

# APRES™ MODULAR STORAGE

## OVERALL PRODUCT DETAILS

- modular storage allows pieces to be added when needed
- shelves adjust in 2½" increments
- use together or individually

## OPEN BOOKCASE

- three adjustable shelves

## LITERATURE ORGANIZER

- three adjustable shelves
- 22 literature compartments 2¼" apart
- remove dividers for larger compartment capacity

## TWO DOOR CABINET

- two door cabinet with two adjustable, concealed shelves

## TALL CABINET

- tall cabinet with doors
- one fixed center shelf and four adjustable shelves
- polycarbonate door allows concealment with some visibility to stored items

## SINGLE DOOR/OPEN SHELVES

- single door and open shelves
- five adjustable shelves to use in either side
- polycarbonate door allows concealment with some visibility to stored items

## SHELF WITH LOWER FILE DRAWER

- not stackable on other units, must be used as base
- filing drawer for two rows of files

## TABLE DESK

- table completes ensemble and has one storage drawer

## SPECS

MODEL NUMBER	DESCRIPTION	COLOR	W x D x H
<b>A</b> 9440CY	OPEN BOOKCASE	CHERRY	29¾ x 11¼ x 29¾"
9440MH	OPEN BOOKCASE	MAHOGANY	29¾ x 11¼ x 29¾"
<b>B</b> 9441CY	LITERATURE ORGANIZER	CHERRY	29¾ x 11¼ x 29¾"
9441MH	LITERATURE ORGANIZER	MAHOGANY	29¾ x 11¼ x 29¾"
<b>C</b> 9442CY ♦	2 DOOR CABINET	CHERRY	29¾ x 11¼ x 29¾"
9442MH ♦	2 DOOR CABINET	MAHOGANY	29¾ x 11¼ x 29¾"
9443CY ♦	TALL CABINET	CHERRY	29¾ x 11¼ x 59½"
<b>D</b> 9443MH ♦	TALL CABINET	MAHOGANY	29¾ x 11¼ x 59½"
9444CY ♦	SINGLE DOOR/OPEN SHELVES	CHERRY	29¾ x 11¼ x 29¾"
<b>E</b> 9444MH ♦	SINGLE DOOR/OPEN SHELVES	MAHOGANY	29¾ x 11¼ x 29¾"
<b>F</b> 9445CY	SHELF WITH LOWER FILE DRAWER	CHERRY	29¾ x 11¼ x 29¾"
9445MH	SHELF WITH LOWER FILE DRAWER	MAHOGANY	29¾ x 11¼ x 29¾"
9446CY	TABLE DESK	CHERRY	48 x 24 x 30"
<b>G</b> 9446MH	TABLE DESK	MAHOGANY	48 x 24 x 30"



**PROP 65**



♦ THESE PRODUCTS ARE SUBJECT TO CALIFORNIA PROPOSITION 65. PLEASE VISIT THE PRODUCT DETAIL PAGE ON OUR WEBSITE FOR SPECIFIC INFORMATION.

# LITERATURE ORGANIZER WITH DOORS

- 60 compartment literature organizer
- dust guard doors
- translucent, polycarbonate doors
- positive closure hinges keep doors closed without magnets
- shelves can be removed to create large storage areas



## SPECS

MODEL NUMBER	COMPARTMENTS	COLOR	W x D x H
9355CY ♦	60	CHERRY	30¼ x 13½ x 54¼"
9355MH ♦	60	MAHOGANY	30¼ x 13½ x 54¼"

♦ THESE PRODUCTS ARE SUBJECT TO CALIFORNIA PROPOSITION 65. PLEASE VISIT THE PRODUCT DETAIL PAGE ON OUR WEBSITE FOR SPECIFIC INFORMATION.



## AESTHETICS

### WOOD COLOR



CY CHERRY / MH MAHOGANY



# WOOD/ CORRUGATED LITERATURE ORGANIZERS

- economical organization
- compressed 5/8" wood cabinetry with laminate finish and solid fiberboard back
- corrugated fiberboard inserts
- shelves can be removed to create larger storage areas
- letter-sized compartments
- black plastic molding and labeling area (labels included)



## SPECS

MODEL NUMBER	COMPARTMENTS	COLOR	W x D x H
9401MO	12	MEDIUM OAK	29 x 12 x 12"
9402MO	24	MEDIUM OAK	29 x 12 x 23½"
9403MO	36	MEDIUM OAK	29 x 12 x 34½"

# WOOD ADJUSTABLE-COMPARTMENT LITERATURE ORGANIZERS

- compressed wood with laminate finish and solid fiberboard back
- hardboard shelves form letter-size compartments or reconfigure for larger items
- 9422 includes plastic rod adapter to store cds in bottom two compartments
- black plastic molding and labeling area (labels not included)
- 39¼" wide units can be stacked up to three high or 72 compartments
- 9494 includes two drawers for storage of supplies



## SPECS



MODEL NUMBER	COMPARTMENTS	COLOR	W x D x H
9422GR	16 ADJUSTABLE-COMPARTMENTS	GRAY	19½ x 11¼ x 21"
<b>A</b> 9422MO	16 ADJUSTABLE-COMPARTMENTS	MEDIUM OAK	19½ x 11¼ x 21"
9423GR	24 ADJUSTABLE-COMPARTMENTS	GRAY	39¼ x 11¼ x 16¼"
<b>B</b> 9423MO	24 ADJUSTABLE-COMPARTMENTS	MEDIUM OAK	39¼ x 11¼ x 16¼"
9424GR	36 ADJUSTABLE-COMPARTMENTS	GRAY	39¼ x 11¼ x 24"
9424MO	36 ADJUSTABLE-COMPARTMENTS	MEDIUM OAK	39¼ x 11¼ x 24"
<b>C</b> 9494GR	32 ADJUSTABLE-COMPARTMENTS, 2 DRAWERS	GRAY	39¼ x 11¼ x 25¼"
9494MO	32 ADJUSTABLE-COMPARTMENTS, 2 DRAWERS	MEDIUM OAK	39¼ x 11¼ x 25¼"



IMAGE FEATURES RUNTZ™ BALL CHAIRS (PG. 54).

# E-Z STOR® WOOD LITERATURE ORGANIZERS

- durable ¾" furniture-grade compressed wood construction
- hardboard shelves hold up to 750 sheets
- individual compartment shelves are removable to expand compartment size
- black plastic label holders (labels included)
- easy assembly with cam-lock system



## SPECS

MODEL NUMBER	DESCRIPTION	COMPARTMENTS	COLOR	W x D x H
9311CY	WOOD LITERATURE ORGANIZERS	24	CHERRY	40 x 11¼ x 23"
9311MH	WOOD LITERATURE ORGANIZERS	24	MAHOGANY	40 x 11¼ x 23"
9321CY	WOOD LITERATURE ORGANIZERS	36	CHERRY	40 x 11¼ x 32½"
9321MH	WOOD LITERATURE ORGANIZERS	36	MAHOGANY	40 x 11¼ x 32½"
9331CY	WOOD LITERATURE ORGANIZERS	60	CHERRY	40 x 11¼ x 52¼"
9331MH	WOOD LITERATURE ORGANIZERS	60	MAHOGANY	40 x 11¼ x 52¼"



# VALUE SORTER® LITERATURE ORGANIZERS

- steel shell with support shelves and solid fiberboard back for stability and durability
- compartments made of heavy-duty corrugated fiberboard
- oversized compartments hold up to 550 sheets of letter-size paper
- shelf fronts have built-in label holders (labels included)
- compartments: 9¾" w x 12½" d x 2½" h
- metal shelving connector & kit patent no. 5944439



## SPECS

MODEL NUMBER	DESCRIPTION	COMPARTMENTS	COLOR	W x D x H
7111BL	STEEL LITERATURE ORGANIZERS	24	BLACK	32¼ x 13½ x 25¾"
7111MO	STEEL LITERATURE ORGANIZERS	24	MEDIUM OAK	32¼ x 13½ x 25¾"
7121BL	STEEL LITERATURE ORGANIZERS	36	BLACK	32¼ x 13½ x 38"
7121MO	STEEL LITERATURE ORGANIZERS	36	MEDIUM OAK	32¼ x 13½ x 38"
7131BL	STEEL LITERATURE ORGANIZERS	72	BLACK	32¼ x 13½ x 75"
7131MO	STEEL LITERATURE ORGANIZERS	72	MEDIUM OAK	32¼ x 13½ x 75"





# E-Z STOR® ORGANIZERS



## STEEL PROJECT ORGANIZERS

- steel frame, shelves and dividers
- fiberboard back
- interlocking design of shelves and dividers
- shelf fronts serve as label holders
- floor, desk or wall mounted with optional wall mount brackets, available for 9254GR and 9264GR
- all hardware included
- compartments: 12"w x 15¼"d x 4¾"h

## STEEL LITERATURE ORGANIZERS

- steel frame, shelves and dividers
- fiberboard back
- each compartment holds up to 750 sheets
- interlocking design of shelves and dividers for extra strength
- shelf fronts serve as label holders
- quick-connect, uni-lock steel shell
- floor, desk or wall mounted with optional wall mount brackets (only 9211 and 9221 are wall mountable)
- all hardware included
- compartments: 9"w x 12¼"d x 3"h

## SPECS

MODEL NUMBER	DESCRIPTION	COMPARTMENTS	COLOR	W x D x H
<b>A</b> 9254GR	STEEL PROJECT ORGANIZERS (HOLDS 18,000 SHEETS)	12	GRAY	37½ x 15¼ x 25¼"
<b>B</b> 9264GR	STEEL PROJECT ORGANIZERS (HOLDS 28,000 SHEETS)	18	GRAY	37½ x 15¼ x 36½"
<b>C</b> 9274GR	STEEL PROJECT ORGANIZERS (HOLDS 46,000 SHEETS)	30	GRAY	37½ x 15¼ x 60"
<b>D</b> 9211BLR	STEEL LITERATURE ORGANIZERS	24	BLACK	37½ x 12¼ x 25¼"
9211GRR	STEEL LITERATURE ORGANIZERS	24	GRAY	37½ x 12¼ x 25¼"
9211TSR	STEEL LITERATURE ORGANIZERS	24	TROPIC SAND	37½ x 12¼ x 25¼"
9221BLR	STEEL LITERATURE ORGANIZERS	36	BLACK	37½ x 12¼ x 36½"
<b>E</b> 9221GRR	STEEL LITERATURE ORGANIZERS	36	GRAY	37½ x 12¼ x 36½"
9221TSR	STEEL LITERATURE ORGANIZERS	36	TROPIC SAND	37½ x 12¼ x 36½"
9231BLR	STEEL LITERATURE ORGANIZERS	60	BLACK	37½ x 12¼ x 60"
9231GRR	STEEL LITERATURE ORGANIZERS	60	GRAY	37½ x 12¼ x 60"
<b>F</b> 9231TSR	STEEL LITERATURE ORGANIZERS	60	TROPIC SAND	37½ x 12¼ x 60"
9241BLR	STEEL LITERATURE ORGANIZERS	72	BLACK	37½ x 12¼ x 71"
9241GRR	STEEL LITERATURE ORGANIZERS	72	GRAY	37½ x 12¼ x 71"
9241TSR	STEEL LITERATURE ORGANIZERS	72	TROPIC SAND	37½ x 12¼ x 71"
9200BL	WALL MOUNT BRACKETS		BLACK	



# VALUEMATE® BOOKCASES



- shelves and exterior constructed of steel
- back constructed of fiberboard
- 12" deep shelves
- shelves adjust in 1" increments during assembly
- plastic, snap-in radius corners for easy assembly
- fixed bottom and top shelves
- 7172, 7173 and 7174 contain additional fixed shelf

## SPECS

MODEL NUMBER	SHELVES	COLOR	W x D x H
7170BL	2	BLACK	31¼ x 13½ x 28"
<b>G</b> 7170GR	2	GRAY	31¼ x 13½ x 28"
<b>H</b> 7171BL	3	BLACK	31¼ x 13½ x 41"
7171GR	3	GRAY	31¼ x 13½ x 41"
7172BL	4	BLACK	31¼ x 13½ x 54"
<b>I</b> 7172GR	4	GRAY	31¼ x 13½ x 54"
<b>J</b> 7173BL	5	BLACK	31¼ x 13½ x 67"
7173GR	5	GRAY	31¼ x 13½ x 67"
7174BL	6	BLACK	31¼ x 13½ x 80"
<b>K</b> 7174GR	6	GRAY	31¼ x 13½ x 80"

## AESTHETICS

### COLOR



BL BLACK / GR GRAY





## SOHO GLASS TOP 4-SHELF BOOKCASE

- the perfect solution for all small-space organizational needs
- bookcase features a glass top shelf and three textured laminate shelves for maximum storage space
- metal frame matches laminate color for sleek design
- available in textured black laminate with black glass or textured white laminate with white backed clear glass to match any workspace
- complements all pieces in the SOHO Series for office space cohesion
- ships in one box for customer convenience



### SPECS

MODEL NUMBER	DESCRIPTION	W x D x H
<b>A</b> 1007BB	GLASS TOP 4-SHELF BOOKCASE, BLACK	23½ x 15¼ x 38"
<b>B</b> 1007WW	GLASS TOP 4-SHELF BOOKCASE, WHITE	23½ x 15¼ x 38"

### AESTHETICS

#### TEXTURED LAMINATE FINISH



**BB** BLACK / **WW** WHITE

# MULTI-HEIGHT BOOKCASE

- nine shelf bookcase in laminate and metal for durability and style
- available in textured black and natural laminate with black metal accents, white textured laminate with white metal accents
- complements all pieces in the SOHO Series for workspace cohesion
- ships in one box for user convenience



## SPECS

MODEL NUMBER	DESCRIPTION	W x D x H
<b>C</b> 1003B	MULTI-HEIGHT BOOKCASE, BLACK	50 x 14 x 57¾"
1003W	MULTI-HEIGHT BOOKCASE, WHITE	50 x 14 x 57¾"
<b>D</b> 1003N	MULTI-HEIGHT BOOKCASE, NATURAL	50 x 14 x 57¾"

## AESTHETICS

### TEXTURED LAMINATE FINISH



**B** BLACK / **W** WHITE / **N** NATURAL



# MOOD™ OFFICE FURNITURE

## OVERALL FEATURES

- great for use in small or home offices, classrooms or personal workspaces
- constructed of sturdy black powder coated steel with a laminate gray woodgrain finish for long-lasting durability
- contemporary style
- complements entire line of Mood products

## BOOKCASE

- four shelves for storage of books, files, office supplies or other resources
- wall anchors included for stability
- great for storage and organization

## STORAGE PEDESTAL

- two drawers provide space-saving storage
- additional open compartment for added storage space or a pull out letter-sized file holder
- mobile on four casters (two locking)



## SPECS



MODEL NUMBER	DESCRIPTION	COLOR	W x D x H
<b>A</b> 1903GR	BOOKCASE	GRAY	31¼ x 12 x 59"
<b>B</b> 1906GR	STORAGE PEDESTAL	GRAY	17¾ x 17¾ x 30"



SHOWN WITH PULLOUT FILE HOLDER.

# SCOOT™ BOOK CARTS

- steel cart with tubular steel legs and black powder coat finish for durability
- available in single and double-sided styles
- single-sided cart has three slanted shelves 12½"d x 12¼"h
- double-sided cart has six slanted shelves 8"d with 12" between shelves
- includes height-adjustable side file pocket
- unique hole pattern design
- mobile on oversized casters
- complements entire Scoot line of products



## SPECS

MODEL NUMBER	DESCRIPTION	COLOR	W x D x H
5335BL	DOUBLE-SIDED – 6 SHELF CART	BLACK	41¼ x 17¼ x 41¼"
5336BL	SINGLE-SIDED – 3 SHELF CART	BLACK	33 x 14¼ x 44¼"



# STEEL SHELF BOOK CARTS

- 100% steel design
- fully welded
- three shelf single-sided model
- six shelf double-sided model
- mobile on four casters (2 locking)
- ships fully assembled



## SPECS

MODEL NUMBER	DESCRIPTION	COLOR	W x D x H
5357SA	DOUBLE-SIDED BOOK CART – 6 SHELF	SAND	36 x 18½ x 43½"
5358SA	SINGLE-SIDED BOOK CART – 3 SHELF	SAND	36 x 14½ x 43½"

# WIRE BOOK CART

- steel post construction and welded wire shelves
- double-sided
- four slanted 8"d x 35"w shelves
- each 36 x 18½" shelf adjusts in 1" increments
- four 3" swivel casters (two locking)
- rated up to 200 lbs. (100 lbs. per shelf)



## SPECS

MODEL NUMBER	W x D x H
5333BL	44 x 18¾ x 40¼"



# ROLLING STORAGE CART

- provides mobile storage while complementing standing-height desks
- two drawers for storage
- side storage compartment for personal belongings
- white melamine top surface can be used for storage or as a work surface
- hook to hang bag /coat
- five casters (two locking)
- fifth caster under drawer to prevent unit from tipping



## SPECS

MODEL NUMBER	DESCRIPTION	COLOR	W x D x H
5202WH ♦	SILVER FRAME WITH WHITE TOP	WHITE	28 x 20 x 33½"

♦ THESE PRODUCTS ARE SUBJECT TO CALIFORNIA PROPOSITION 65. PLEASE VISIT THE PRODUCT DETAIL PAGE ON OUR WEBSITE FOR SPECIFIC INFORMATION.

# MINI ROLLING STORAGE CART

- compact storage cart, mobile on four casters
- perfect for desk-side mobile storage or pairs well with standing-height desk options
- two storage shelves to maintain organization
- wood sliding work surface
- cart handle features a hook to hang backpacks, purses, jackets, etc.
- perforated side panels for appealing aesthetics
- easy assembly for user convenience



## SPECS

MODEL NUMBER	DESCRIPTION	W x D x H
5209WH	MINI ROLLING STORAGE CART	25 x 15 x 34½"

# IMPROMPTU® MOBILE STORAGE CENTERS

- translucent, polycarbonate panels
- side pocket for active files
- two open and one enclosed storage space
- fits under most work surfaces
- large storage space
- locking door to keep items secure
- metallic gray frame with gray laminate top or black frame with cherry laminate top
- mobile on four casters (two locking)
- complements entire Impromptu line of products



Learn PROP 65

## SPECS

MODEL NUMBER	DESCRIPTION	COLOR	W x D x H
5377BL	PERSONAL MOBILE STORAGE CENTER	BLACK	25¼ x 17¼ x 26¼"
5377GR	PERSONAL MOBILE STORAGE CENTER	GRAY	25¼ x 17¼ x 26¼"

◆ THESE PRODUCTS ARE SUBJECT TO CALIFORNIA PROPOSITION 65. PLEASE VISIT THE PRODUCT DETAIL PAGE ON OUR WEBSITE FOR SPECIFIC INFORMATION.

## AESTHETICS

### TOP/FRAME COLOR



BL CHERRY/BLACK

GR GRAY/GRAY

# SCOOT™ MOBILE FILES

- accommodates letter or legal-size folders
- additional side pockets for active files to hold extra supplies
- 5370BL includes locking laminate top
- unique hole pattern design
- mobile on over-sized swivel casters (two locking)
- complements entire Scoot line of product solutions



## SPECS

MODEL NUMBER	DESCRIPTION	COLOR	W x D x H
5370BL	MOBILE FILE WITH WORK SURFACE	BLACK	29¼ x 18¼ x 27"
5373BL	OPEN TOP MOBILE FILE	BLACK	28 x 14¼ x 26"



# ONYX™ FILE CARTS

## OVERALL PRODUCT DETAILS

- steel mesh
- tubular steel frame
- black powder coat finish for durability
- mobile on four casters (two locking)
- rolled mesh is smooth to the touch and aesthetically pleasing
- complements entire Onyx™ line of products

## MESH ROLLING FILE CUBE

- letter-size mobile file cube
- stores under most desks or work surfaces

## MESH FILE CART - 2 FILE DRAWERS

- two letter-size file cubes
- top shelf stores additional supplies

## MESH FILE CART - 1 FILE DRAWER AND 2 SMALL DRAWERS

- letter-size hanging file cube
- two storage drawers
- top shelf stores additional supplies

## MESH FILE CART - 4 DRAWERS

- four storage drawers
- top shelf stores additional supplies

## MESH OPEN FILE CART - DRAWERS

- open storage area for hanging letter files
- two storage drawers for supplies

## SPECS



MODEL NUMBER	DESCRIPTION	COLOR	W x D x H
<b>A</b> 5211BL	MESH ROLLING FILE CUBE	BLACK	13½ x 16¾ x 13"
<b>B</b> 5212BL	MESH FILE CART – 2 FILE DRAWERS	BLACK	15¼ x 17 x 27"
<b>C</b> 5213BL	MESH FILE CART – 1 FILE DRAWER AND 2 SMALL DRAWERS	BLACK	15¼ x 17 x 27"
<b>D</b> 5214BL	MESH FILE CART – 4 DRAWERS	BLACK	15¼ x 17 x 27"
<b>E</b> 5215BL	MESH OPEN FILE CART – DRAWERS	BLACK	15¼ x 17 x 27"





C

IMAGE FEATURES XPRESSIONS™ STAND-UP DESK (PG. 154) AND ONYX™ TRIPLE TRAY (PG. 217).

# MOBILE STEEL TUB FILES

## MESH TUB FILES

- steel mesh design holds letter-size file folders
- lower shelf (12"w x 22¾"d) for additional supplies
- 5350 open top model
- 5351 includes locking top (two keys included)
- mobile on four casters (two locking)
- assembly required

## MOBILE FILE WITH LOCKING TOP

- steel mobile file with locking cover
- accommodates letter and legal-size hanging files
- two rows of filing hold up to 100 letter-size or 50 letter and 50 legal-size hanging files
- bottom shelf for additional supplies
- durable powder coat finish
- mobile on four 2½" casters (two locking)



## SPECS

MODEL NUMBER	DESCRIPTION	COLOR	W x D x H
<b>A</b> 5350BL	MESH OPEN TOP TUB FILE	BLACK	13½ x 24¼ x 27½"
<b>B</b> 5351BL	MESH TUB FILE WITH TOP	BLACK	13½ x 24¼ x 27½"
<b>C</b> 5353BL	MOBILE FILE WITH LOCKING TOP	BLACK	33¼ x 17 x 27"



## STEEL MINI PEDESTAL

- steel mobile pedestal with box/file drawers for convenient storage and organization
- fits both letter and legal-size folders to easily store when not in use
- features a lock on the drawers to ensure secure storage
- pedestal is mobile on four casters, 2 locking and 2 non-locking, and also features a pull handle for easy movement
- constructed of sturdy, powder coated steel for long-lasting durability
- optional charcoal cushion can be added to the top to create a mobile seat
- cushion attaches with Velcro® strips for quick and easy assembly
- includes pencil tray, drawer insert



### SPECS

MODEL NUMBER	DESCRIPTION	W x D x H
LDSPE065	PEDESTAL, WHITE	10½ x 22 x 21"
LDSPE055	PEDESTAL, BLACK	10½ x 22 x 21"
LDSPE0P5	PEDESTAL, GRAY	10½ x 22 x 21"
LDSPE0KIT65	PEDESTAL AND CUSHION, WHITE	10½ x 22 x 22½"
LDSPE0KIT55	PEDESTAL AND CUSHION, BLACK	10½ x 22 x 22½"
LDSPE0KITP5	PEDESTAL AND CUSHION, GRAY	10½ x 22 x 22½"

### AESTHETICS

#### STEEL FINISH



S5 BLACK / 65 WHITE / P5 GRAY

# MOBILE STEEL TUB FILES

## OVERALL PRODUCT DETAILS

- top viewing design for easy access to files
- mobile on four casters (two locking)
- ships fully assembled except casters

## EXTRA DEEP LOCKING TUB FILES WITH LOWER SHELF

- extra deep design
- steel construction with locking lid (two keys included)
- letter-size model also accommodates legal-sized hanging folders
- bottom shelf for additional supplies

## LOCKING TUB FILES WITH FILE DRAWER

- durable steel construction for daily use
- tub file on top and full suspension bottom file drawer
- both lid and file drawer lock (four keys included)
- letter-size model also accommodates legal-sized hanging folders

## ECONOMY STEEL TUB FILE

- steel construction with piano-hinge top
- accommodates letter-size hanging files
- additional file rails included to support legal-size files
- lower shelf for additional supplies

## STANDARD LOCKING TUB FILE

- steel construction with locking lid (two keys included)
- accommodates letter-size hanging files
- additional file rails included
- lower shelf for additional supplies



## SPECS

MODEL NUMBER	DESCRIPTION	COLOR	W x D x H
A 5360BL	ECONOMY MOBILE TUB FILE, LETTER-SIZE	BLACK	13½ x 17½ x 27¼"
5361BL	STANDARD MOBILE TUB FILE WITH LOCK, LETTER-SIZE	BLACK	13½ x 19¼ x 28"
5362BL	EXTRA DEEP MOBILE TUB FILE WITH LOCK, LETTER-SIZE	BLACK	13½ x 24¾ x 28¼"
B 5362PT	EXTRA DEEP MOBILE TUB FILE WITH LOCK, LETTER-SIZE	PUTTY	13½ x 24¾ x 28¼"
5363BL	EXTRA DEEP MOBILE TUB FILE WITH LOCK, LEGAL-SIZE	BLACK	16½ x 24¾ x 28¼"
C 5364BL	LOCKING MOBILE TUB FILE WITH DRAWER, LETTER-SIZE	BLACK	17 x 26 x 28"
D 5365BL	LOCKING MOBILE TUB FILE WITH DRAWER, LEGAL-SIZE	BLACK	20 x 25½ x 27"

# MOBILIZERS™

- top lid can be closed to create additional workspace
- fits under most desks at 27" high for a convenient space-saving solution
- gang lock on 2-drawer models to provide security
- heavy-gauge steel construction for long-lasting durability
- four non-locking casters allow for easy mobility, and to move when not in use
- all models ship Knocked Down via UPS



## SPECS



MODEL NUMBER	DESCRIPTION	COLOR	W x D x H
<b>E</b> 9P600	OPEN FILE	BLACK	14 x 26 x 27"
<b>F</b> 9P610	FILE WITH LID	BLACK	14 x 26 x 27"
<b>G</b> 9P620	FILE WITH LID AND DRAWER	BLACK	14¼ x 26 x 27"



# WIRE MOBILE FILES

- steel wire construction
- accommodates letter and legal-size hanging folders
- fits under most work surfaces
- mobile on four casters (two locking)
- lower shelf stores additional supplies



## SPECS

MODEL NUMBER	COLOR	W x D x H
<b>H</b> 5201BL	BLACK	14 x 24 x 20½"
5201GR	METALLIC GRAY	14 x 24 x 20½"

# TWO-TIER COMPACT FILE CART



- two tiers of filing
- steel wire construction
- accommodates letter and legal-size folders
- mobile on four casters (two locking)



## SPECS

<b>MODEL NUMBER</b>	<b>COLOR</b>	<b>W x D x H</b>
5221BL	BLACK	15½ x 14 x 27½"

# MOBILE PROJECT FILES

- accommodates letter or legal-size folders
- ¾" tubular steel frame with wire file supports
- lipped bottom shelf securely holds supplies
- mobile on four casters (two locking)



## SPECS

<b>MODEL NUMBER</b>	<b>COLOR</b>	<b>DESCRIPTION</b>	<b>W x D x H</b>
5224BL	BLACK	DESK SIDE FILE	17¼ x 13 x 22"



# TWO-TIER ROLLING FILE CART

- two full tiers of filing space
- steel wire construction with scratch-resistant black powder coat finish
- accommodates letter and legal-size folders
- letter-size files can be placed in two rows front to back or one, lengthwise row
- mobile on four casters (two locking)



## SPECS

MODEL NUMBER	COLOR	W x D x H
5278BL	BLACK	25 3/4 x 14 x 29 3/4"

# COMPACT MOBILE FILE CART

- steel wire construction
- accommodates letter or legal-size folders
- bottom shelf for supplies
- tucks under most work surfaces to free up valuable floor space
- mobile on four casters (two locking)



## SPECS

MODEL NUMBER	COLOR	W x D x H
5277BL	BLACK	15 1/2 x 14 x 19 3/4"



# GO CART™ MOBILE CARTS

- compressed wood with laminate finish
- adjustable literature trays
- four removable plastic tubs, each offering 5" of space for letter-size hanging files
- six pullout, letter-size shelves form up to eight letter-size compartments
- fits under most work surfaces
- each shelf holds up to 100 lbs., evenly distributed
- mobile on four casters (two locking)



## SPECS

MODEL NUMBER	COMPARTMENTS	COLOR	W x D x H
5390BL	8	BLACK	21 1/2 x 14 1/2 x 26 1/4"
5390GR	8	GRAY	21 1/2 x 14 1/2 x 26 1/4"

## AESTHETICS







## SCOOT™ UTILITY CART-3 SHELF

- pure steel construction
- adjustable-height side pocket
- black powder coat finish for durability
- unique hole pattern design
- mobile on 3" over-sized casters (two locking)
- complements the entire Scoot line of products

Learn S



### SPECS

MODEL NUMBER	COLOR	W x D x H
53398L	BLACK	31 x 18 x 38"

## WIRE UTILITY CARTS

- shelves adjust in 1" increments
- black plastic shelf liner included for each shelf
- mobile on four swivel 3" nylon casters
- each shelf holds up to 200 lbs.

Learn S



### SPECS

MODEL NUMBER	DESCRIPTION	COLOR	W x D x H
53378L	2 SHELF, RATED UP TO 400 LBS.	BLACK	43 <sup>3</sup> / <sub>4</sub> x 19 <sup>1</sup> / <sub>4</sub> x 40 <sup>1</sup> / <sub>2</sub> "
53388L	3 SHELF, RATED UP TO 600 LBS.	BLACK	43 <sup>3</sup> / <sub>4</sub> x 19 <sup>1</sup> / <sub>4</sub> x 40 <sup>1</sup> / <sub>2</sub> "



## MAIL CARTS

### SCOOT™ MAIL CARTS



- steel construction
- top basket holds legal-sized folders
- bottom shelf with lip for parcels or additional supplies
- handle for easy transport and side pocket for easy access to files
- unique hole pattern design
- mobile on 3" front swivel casters and oversized, 8" rear wheels
- complements the entire Scoot line of products

### WIRE MAIL CARTS



- welded wire construction with dual handles
- top basket holds legal file folders
- bottom shelf accommodates parcels or additional supplies
- mobile on 4" swivel casters (two locking)
- rated up to 200 lbs. per shelf



### SPECS

MODEL NUMBER	DESCRIPTION	COLOR	W x D x H
5238BL	SCOOT 20" CART (75 LEGAL FOLDERS)	BLACK	22 x 27 x 40½"
<b>B</b> 5239BL	SCOOT 32" CART (150 LEGAL FOLDERS)	BLACK	22½ x 39½ x 40¾"
5235GR	WIRE 24" CART (75 LEGAL FOLDERS)	GRAY	26¾ x 18¾ x 38½"
<b>C</b> 5236GR	WIRE 36" CART (150 LEGAL FOLDERS)	GRAY	39 x 18¾ x 38½"



# F A C I L I T I E S

# OPEN TOP RECEPTACLES

- large capacity is ideal for high traffic areas
- receptacle is beautifully curved for an eye-pleasing look that can easily be used in any first impression areas
- powder coat finish for durability
- lid easily pulls off to hide bag with removable rigid plastic liner included
- large 14 and 30 gallon capacity
- available standard in black, silver or white powder coat finish; also available with a decorative vinyl wrap or vinyl customization



Learn **S**



## SPECS

MODEL NUMBER	CAPACITY	COLOR	DIA x H
<b>A</b> 9920BL	30 GAL.	BLACK	20 x 33¼"
<b>B</b> 9920WH	30 GAL.	WHITE	20 x 33¼"
<b>C</b> 9920SL	30 GAL.	SILVER	20 x 33¼"
<b>D</b> 9920SLBL	30 GAL.	SILVER/BLACK	20 x 33¼"
<b>E</b> 9921BL	14 GAL.	BLACK	16 x 29"
9921WH	14 GAL.	WHITE	16 x 29"
9921SL	14 GAL.	SILVER	16 x 29"
<b>F</b> 9921SLBL	14 GAL.	SILVER/BLACK	16 x 29"



# NOOK™ INDOOR WASTE RECEPTACLES

- steel frame with perforated steel panels
- black powder coat finish for durability
- removable rigid plastic liner included
- available in 13 or 20 gallon capacity

Learn **PROP 65** **S**

## SPECS

MODEL NUMBER	CAPACITY	COLOR	W x D x H
<b>G</b> 9961BL	13 GAL.	BLACK	16½ x 16½ x 29½"
<b>H</b> 9960BL	20 GAL.	BLACK	21 x 21 x 34"

♦ THESE PRODUCTS ARE SUBJECT TO CALIFORNIA PROPOSITION 65. PLEASE VISIT THE PRODUCT DETAIL PAGE ON OUR WEBSITE FOR SPECIFIC INFORMATION.

# DOME/OPEN TOP CANS

- puncture-resistant steel
- double lock seams for durability
- push top dome with spring-loaded, self-closing door
- open top dome receptacle with 8½" opening
- both styles include removable galvanized inner liner
- 35 gallon open top includes bag retainer ring
- variety of color and style options to suit any space needs



PROP 65 S

## SPECS

MODEL NUMBER	DESCRIPTION	CAPACITY	COLOR	DIA x H
<b>I</b> 9677NC	OPEN TOP	35 GAL.	BLACK SPECKLE	19¼ x 28½"
<b>J</b> 9676NC	OPEN TOP	15 GAL.	BLACK SPECKLE	16½ x 34"
<b>9871</b>	DOME OPEN TOP	15 GAL.	CHROME/BLACK	15 x 34"
<b>K</b> 9875	DOME OPEN TOP	15 GAL.	CHROME	15 x 34"
<b>L</b> 9695	OPEN TOP	35 GAL.	CHROME	18½ x 29½"
<b>M</b> 9639BL	OPEN DOME TOP	15 GAL.	BLACK	15 x 34"
<b>N</b> 9639WH	OPEN DOME TOP	15 GAL.	WHITE	15 x 34"
<b>O</b> 9636BL ♦	DOME PUSH TOP	15 GAL.	BLACK	15 x 35"
<b>P</b> 9636WH ♦	DOME PUSH TOP	15 GAL.	WHITE	15 x 35"



♦ THESE PRODUCTS ARE SUBJECT TO CALIFORNIA PROPOSITION 65. PLEASE VISIT THE PRODUCT DETAIL PAGE ON OUR WEBSITE FOR SPECIFIC INFORMATION.



# PUSH TOP RECEPTACLES

## OVERALL PRODUCT DETAILS

- steel construction
- base includes corner hooks for attaching bag liners
- includes no-mar nylon feet and matching color vinyl bumpers
- optional rigid plastic liner

## PUSH TOP RECEPTACLES

- puncture-resistant steel with double lock seams
- two-way, self-closing doors
- black powder coat finish with chrome doors
- comes with base and lid

## STAINLESS STEEL PUSH TOP RECEPTACLE BASE

- brushed stainless steel
- 36 gallon measures 18"w x 18"d x 30"h

## STAINLESS STEEL PUSH TOP LID

- snug-fitting, positive-action, self-closing doors
- lift-off, two-way push style lid
- 36 gallon measures 18"w x 18"d x 9¼"h

## OPTIONAL RIGID PLASTIC LINERS

- rigid plastic construction
- 21 or 36 gallon capacity



## SPECS

MODEL NUMBER	DESCRIPTION	CAPACITY	COLOR	W x D x H
<b>A</b> 9893	PUSH TOP RECEPTACLE	21 GAL.	BLACK	14 x 14 x 37½"
<b>B</b> 9895	PUSH TOP RECEPTACLE	36 GAL.	BLACK	18 x 18 x 37½"
<b>C</b> 9663SS	BASE	36 GAL.	STAINLESS STEEL	18 x 18 x 30"
<b>D</b> 9662SS	PUSH TOP LID	36 GAL.	STAINLESS STEEL	18 x 18 x 9¼"
<b>E</b> 9668	PLASTIC LINER	21 GAL.	BLACK	13 x 13 x 27½"
9669	PLASTIC LINER	36 GAL.	BLACK	17 x 17 x 27¼"



**PUSH TOP LID WITH EASY TWO-WAY PUSH ACCESS**



**HANGING HOOKS SECURE LINER BAGS COMPLETELY INSIDE PUSH TOP UNIT**



# AT-YOUR-DISPOSAL® RECEPTACLES

## SQUARE RECEPTACLE

- impact and moisture resistant
- lightweight, high-density polyethylene
- built-in UV inhibitors to help prevent fading
- 12" waste opening
- connectors allow multiple units to attach to anchoring point or for ganging
- 38 gallon capacity
- assembly required



## SPECS

MODEL NUMBER	DESCRIPTION	CAPACITY	COLOR	W x D x H
<b>F</b> 9790BL	SQUARE RECEPTACLE	38 GAL.	BLACK	18 x 18 x 32"
<b>G</b> 9799BL	VERTEX RECEPTACLE	38 GAL.	BLACK/CHROME	20 x 36"

## VERTEX RECEPTACLE

- lightweight, high-density polyethylene
- concave top opening
- moisture and impact-resistant
- chrome painted base and lid
- bag retainer ring
- 38 gallon capacity
- assembly required



IMAGE FEATURES VY™ CHAIRS (PG. 68).



# STEP-ON SHUTTER CAN RECEPTACLE

- step-on opening mechanism
- opening and closing mechanism operates quietly
- top splits down the middle and retracts to either side when opened
- black and silver steel receptacle
- 14 gallon capacity



## SPECS

MODEL NUMBER	CAPACITY	COLOR	DIA x H
9951BL	14 GAL.	BLACK	15 x 33"

# ELLIPSE STEP-ON CAN

- stainless steel step-on receptacle
- designed to fit in corners
- slow lid closure for quieter close
- rigid plastic liner with built-in bag retainer
- 12½ gallon capacity



## SPECS

MODEL NUMBER	CAPACITY	COLOR	W x D x H
9903SS	12½ GAL.	STAINLESS STEEL	17½ x 14 x 26½"





## STEP-ON RECEPTACLES

- steel step-on receptacle
- designed to fit in corners
- fingerprint resistant finish
- rigid plastic liner with built-in bag retainer
- 1½, 3 and 7½ gallon capacities



### SPECS

MODEL NUMBER	CAPACITY	COLOR	W x D x H
9901RD	3 GAL.	RED	12 x 8½ x 17"
9901SS	3 GAL.	STAINLESS STEEL	12 x 8½ x 17"
9901WH	3 GAL.	WHITE	12 x 8½ x 17"
9902RD	7½ GAL.	RED	15 x 13½ x 26½"
9902SS	7½ GAL.	STAINLESS STEEL	15 x 13½ x 26½"
9902WH	7½ GAL.	WHITE	15 x 13½ x 26½"



## ROUND STEP-ON RECEPTACLES

- 2½" slip-proof pedal/bar and lid restraint mechanism
- noise-resistant tops for quieter close
- retainer rod holds poly bags
- 4 and 7 gallon capacities



### SPECS

MODEL NUMBER	CAPACITY	COLOR	DIA x H
9681WH	4 GAL.	WHITE	11½ x 16"





IMAGE FEATURES XPRESSIONS™ STAND-UP DESK & VIVO™ (PG. 154).

## STAINLESS STEP-ON RECEPTACLES

- stainless steel step-on opening receptacle
- lid closes quietly to prevent snap down effect
- fingerprint resistant stainless steel finish
- rigid plastic liner with built-in bag retainer
- 4, 7 and 10 gallon capacities



### SPECS

	MODEL NUMBER	CAPACITY	COLOR	W x D x H
A	9685SS	4 GAL.	STAINLESS STEEL	10¼ x 11½ x 20"
	9686SS	7 GAL.	STAINLESS STEEL	14½ x 14 x 20"
B	9687SS	10 GAL.	STAINLESS STEEL	14½ x 14 x 25½"

# LARGE CAPACITY PLASTIC STEP-ON RECEPTACLES

- large capacity plastic receptacle to use in high traffic areas
- step-on opening feature
- 17 and 23 gallon capacities



## SPECS

	MODEL NUMBER	CAPACITY	COLOR	W x D x H
C	9922BL	17 GAL.	BLACK	19¼ x 16¼ x 26¼"
	9922TN	17 GAL.	TAN	19¼ x 16¼ x 26¼"
	9923BL	23 GAL.	BLACK	19¼ x 16¼ x 32¼"
D	9923TN	23 GAL.	TAN	19¼ x 16¼ x 32¼"



# PLASTIC STEP-ON RECEPTACLES

- plastic step-on opening receptacle
- easily slides under most work surfaces
- lid closes automatically
- 4 gallon capacity



## SPECS

	MODEL NUMBER	CAPACITY	COLOR	W x D x H
E	9710BL	4 GAL.	BLACK	12¼ x 10 x 15"
F	9710WH	4 GAL.	WHITE	12¼ x 10 x 15"



# CANMELEON™ INDOOR/OUTDOOR RECEPTACLES

- molded-in stone aggregate or fluted panel design
- high-density polyethylene with built-in UV inhibitors to help prevent fading
- telescoping base hides bag
- easily adaptable for anchoring or weighting devices
- recessed bottom
- 38 gallon uses standard 32" w x 44" h trash bags
- top opening on 38 gallon can measures 9½"
- side opening on 38 gallon unit measures 13" w x 6" h
- ash urn style with 12" square stainless steel urn built into lid on 38 gallon (no sand required)
- side opening on 15 gallon unit measures 9½" w x 4½" h
- ash urn style with 9" square stainless steel ash urn built into lid for 15 gallon (no sand required)



## SPECS



MODEL NUMBER	DESCRIPTION	CAPACITY	COLOR	W x D x H
<b>AGGREGATE SERIES</b>				
<b>A 9470NC</b>	SIDE OPENING WITH URN	15 GAL.	BLACK	13¾ x 13¾ x 32¾"
<b>9470TN</b>	SIDE OPENING WITH URN	15 GAL.	TAN	13¾ x 13¾ x 32¾"
<b>9473NC</b>	SIDE OPENING WITH URN	38 GAL.	BLACK	18¼ x 18¼ x 39¼"
<b>9473TN</b>	SIDE OPENING WITH URN	38 GAL.	TAN	18¼ x 18¼ x 39¼"
<b>RECESSED PANEL SERIES</b>				
<b>9474BL</b>	SIDE OPENING WITH URN	15 GAL.	BLACK	13¾ x 13¾ x 32¾"
<b>9474TN</b>	SIDE OPENING WITH URN	15 GAL.	TAN	13¾ x 13¾ x 32¾"
<b>9477BL</b>	SIDE OPENING WITH URN	38 GAL.	BLACK	18¼ x 18¼ x 39¼"
<b>9477TN</b>	SIDE OPENING WITH URN	38 GAL.	TAN	18¼ x 18¼ x 39¼"
<b>PENTAGON SERIES</b>				
<b>B 9471NC</b>	TOP OPENING	38 GAL.	BLACK	18¼ x 18¼ x 31½"
<b>9471TN</b>	TOP OPENING	38 GAL.	TAN	18¼ x 18¼ x 31½"
<b>9472NC</b>	SIDE OPENING	38 GAL.	BLACK	18¼ x 18¼ x 39¼"
<b>9472TN</b>	SIDE OPENING	38 GAL.	TAN	18¼ x 18¼ x 39¼"
<b>9475BL</b>	TOP OPENING	38 GAL.	BLACK	18¼ x 18¼ x 31½"
<b>9475TN</b>	TOP OPENING	38 GAL.	TAN	18¼ x 18¼ x 31½"
<b>C 9476BL</b>	SIDE OPENING	38 GAL.	BLACK	18¼ x 18¼ x 39¼"
<b>9476TN</b>	SIDE OPENING	38 GAL.	TAN	18¼ x 18¼ x 39¼"
<b>D 9485BL</b>	VERTICAL RIBBED	30 GAL.	BLACK	18 x 18½ x 28¾"
<b>9486BL</b>	VERTICAL RIBBED	45 GAL.	BLACK	24 x 23 x 31½"

## Learn



SLIP WASTE BAG OVER BASE



RIBS HOLD BAG IN PLACE



PLACE LID OVER TOP



SECURED & HIDDEN WASTE BAG



# EVOS™ OUTDOOR RECEPTACLES

- steel frame with perforated galvanized steel panels
- available with or without stainless steel ash urn
- durable for indoor or outdoor use
- no assembly required
- 15 or 38 gallon capacities



**PROP 65** **S**

## SPECS

MODEL NUMBER	DESCRIPTION	CAPACITY	W x D x H
<b>9933BL</b> ♦	STEEL SIDE OPENING WITH URN	15 GAL.	16 x 16 x 33¼"
<b>9935BL</b> ♦	STEEL SIDE OPENING WITH URN	38 GAL.	21 x 21 x 41"
<b>Learn</b>			
<b>9932BL</b> ♦	STEEL SIDE OPENING	15 GAL.	16 x 16 x 33¼"
<b>9934BL</b> ♦	STEEL SIDE OPENING	38 GAL.	21 x 21 x 41"

♦ THESE PRODUCTS ARE SUBJECT TO CALIFORNIA PROPOSITION 65. PLEASE VISIT THE PRODUCT DETAIL PAGE ON OUR WEBSITE FOR SPECIFIC INFORMATION.



# NOOK™ INDOOR/ OUTDOOR WASTE RECEPTACLES

- steel frame with galvanized steel panels
- door easily pulls open to change bags with front handle
- black powder coat finish for durability
- 9969CH has charcoal resin panels
- includes 20 gallon rigid plastic liner
- rounded top for aesthetics and to prevent setting items on top of receptacle

**Learn** **PROP 65** **S**

## SPECS

MODEL NUMBER	CAPACITY	COLOR	W x D x H
<b>9968BL</b> ♦	20 GAL.	BLACK	20 x 20 x 38½"
<b>9969CH</b> ♦	20 GAL.	CHARCOAL	20 x 20 x 38½"

♦ THESE PRODUCTS ARE SUBJECT TO CALIFORNIA PROPOSITION 65. PLEASE VISIT THE PRODUCT DETAIL PAGE ON OUR WEBSITE FOR SPECIFIC INFORMATION.

# ONYX™ WASTE RECEPTACLE

- steel mesh construction
- reversible signage – trash and recycle
- retainer ring to hold plastic trash bags in place
- telescoping lid hides trash bag
- ships KD
- indoor/outdoor
- accommodates optional 9669 rigid plastic liner



## SPECS

MODEL NUMBER	CAPACITY	COLOR	W x D x H
<b>E</b> 9936BL	38 GAL. RECEPTACLE	BLACK	19¼ x 19¼ x 30"
<b>F</b> 9669	36 GAL. LINER	BLACK	17 x 17 x 27¼"



# SMOKER RECEPTACLES

## SQUARE SANDLESS ASH N' TRASH URN

- black steel with chrome accents
- sandless ash urn with slotted snuffer
- 3 gallon capacity

## ECONOMY ASH URN

- heavy-gauge steel body
- anodized aluminum sand urn (sand not included)



## SPECS

MODEL NUMBER	DESCRIPTION	CAPACITY	COLOR	W x D x H
<b>G</b> 9696BL	SANDLESS ASH N' TRASH URN	3 GAL.	BLACK	9½ x 9½ x 24¼"
<b>H</b> 9698BL	ASH URN	-	BLACK	10 x 20"



# WOOD WASTE RECEPTACLES

- 5/8" industrial grade compressed wood with melamine finish
- reversible push door to display "thank you" or natural finish
- top ridge allows for storage of trays
- four polypropylene glides protect floors from scratches
- easy assembly with cam-lock fasteners
- 36 gallon, rigid plastic liner (required) sold separately



## SPECS

MODEL NUMBER	DESCRIPTION	CAPACITY	COLOR	W x D x H
<b>A</b> 9729GR	TRAY TOP	-	GRAY	19 1/4 x 19 x 44"
<b>B</b> 9729MO	TRAY TOP	-	MEDIUM OAK	19 1/4 x 19 x 44"
9669	PLASTIC LINER	36 GAL.	BLACK	17 x 17 x 27 1/4"

# ROUND WASTEBASKETS

- puncture-resistant, solid-ribbed steel
- rolled wire rim tops
- bottom recessed 1"
- powder coat finish for durability
- 9604 UL classified
- 9604 packed six per carton
- 9610 packed three per carton
- 6 and 20 gallon capacities



## SPECS

MODEL NUMBER	CAPACITY	COLOR	DIA x H
<b>C</b> 9604BL	6 GAL.	BLACK	13 x 14"
<b>D</b> 9604CH	6 GAL.	CHARCOAL	13 x 14"
<b>E</b> 9610CH	20 GAL.	CHARCOAL	15 1/4 x 29 1/4"



# SQUARE & RECTANGULAR WASTEBASKETS

- puncture-resistant heavy-duty steel
- bottom raised 1"
- color-coordinated vinyl bumper tops to protect furniture
- no-mar polyethylene feet to help protect floors from scratching
- powder coat finish for durability
- packed three per carton
- 7, 7¾ and 20 gallon capacities

**PROP 65** **S**



## SPECS

MODEL NUMBER	CAPACITY	COLOR	W x D x H
<b>F</b> 9616BL ♦	7 GAL.	BLACK	16½ x 9 x 15"
<b>G</b> 9618BL ♦	20 GAL.	BLACK	20¾ x 11 x 29½"
<b>G</b> 9618CH ♦	20 GAL.	CHARCOAL	20¾ x 11 x 29½"
9618SA ♦	20 GAL.	SAND	20¾ x 11 x 29½"



♦ THESE PRODUCTS ARE SUBJECT TO CALIFORNIA PROPOSITION 65. PLEASE VISIT THE PRODUCT DETAIL PAGE ON OUR WEBSITE FOR SPECIFIC INFORMATION.

## AESTHETICS

### COLOR



BL BLACK / CH CHARCOAL / SA SAND

# ONYX™ MESH RECEPTACLES

- mesh wastebasket with sturdy steel rim and welded construction
- black powder coat finish for durability
- rolled mesh top is smooth to the touch and aesthetically pleasing
- packed three per carton
- 3 quart, 5 and 9 gallon capacities



**S**

## SPECS

MODEL NUMBER	CAPACITY	COLOR	DIA x H
<b>H</b> 9716BL	3 QUART	BLACK	7½ x 9"
<b>I</b> 9717BL	5 GAL.	BLACK	13 x 14½"
<b>I</b> 9718BL	9 GAL.	BLACK	13½ x 19½"



# BUBBLE WASTEBASKETS

- puncture resistant, steel receptacles
- bottom recessed 1"
- rubber rib on top and bottom of basket to prevent marring
- PVC clear plastic liner included
- powder coat finish for durability
- packed three per carton
- 6 gallon capacity



## SPECS

MODEL NUMBER	COLOR	CAPACITY	DIA x H
<b>A</b> 9740BL	BLACK	6 GAL.	11 1/2 x 12 1/2"



# CHECKS WASTEBASKETS

- top edge rolled
- stamped finish
- rubber feet to help protect floors from scratching
- powder coat finish for durability
- packed three per carton
- 6 gallon capacity



## SPECS

MODEL NUMBER	CAPACITY	COLOR	W x D x H
<b>B</b> 9733BL	6 GAL.	BLACK	10 1/2 x 10 1/2 x 12 1/2"





# TRIFECTA® WASTE RECEPTACLES

- shape allows for endless configurations
- fits into corners
- use together or separately to create a unique recycling hub
- laser-cut lid inscriptions include: waste, paper, cans, recycling, plastic; or blank stainless-steel lid is also available
- steel base and stainless steel lids sold separately
- 15, 17, 19 or 21 gallon capacities
- patent no. D618415S
- see website for designer color or custom color options for bases; custom inscriptions available for the lid



## SPECS

MODEL NUMBER	DESCRIPTION	COLOR	W x D x H
<b>G</b> 9550BL	15 GAL. BASE	BLACK	19½ x 19½ x 26"
<b>D</b> 9551BL	17 GAL. BASE	BLACK	19½ x 19½ x 30"
<b>E</b> 9552BL	19 GAL. BASE	BLACK	19½ x 19½ x 34"
<b>F</b> 9553BL	21 GAL. BASE	BLACK	19½ x 19½ x 38"
<b>G</b> 9560WA	WASTE LID	STAINLESS STEEL	20 x 20 x 3"
<b>H</b> 9560CZ	CANS LID	STAINLESS STEEL	20 x 20 x 3"
<b>I</b> 9560PA	PAPER LID	STAINLESS STEEL	20 x 20 x 3"
<b>J</b> 9560PC	PLASTIC LID	STAINLESS STEEL	20 x 20 x 3"
<b>K</b> 9560RE	RECYCLE LID	STAINLESS STEEL	20 x 20 x 3"
<b>L</b> 9560BL	BLANK LID	STAINLESS STEEL	20 x 20 x 3"





# SQUARE-RECTA™ LIDS

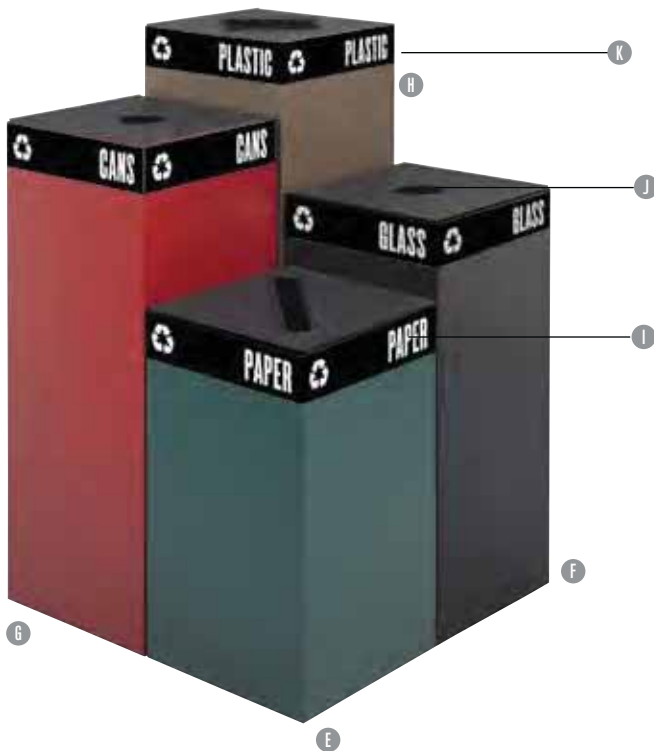
- laser cut inscriptions
- paper, plastic, cans, waste and recycling options
- made from powder coated steel
- for use with Public Square® bases (see below)



## SPECS

MODEL NUMBER	DESCRIPTION	COLOR	W x D x H
<b>A</b> 2990CZ	CANS	SILVER	15½ x 15½ x 3"
<b>B</b> 2990PA	PAPER	SILVER	15½ x 15½ x 3"
<b>C</b> 2990PC	PLASTIC	SILVER	15½ x 15½ x 3"
2990RE	RECYCLING	SILVER	15½ x 15½ x 3"
<b>D</b> 2990WA	WASTE	SILVER	15½ x 15½ x 3"

# PUBLIC SQUARE®



## TOPS

- hinged tops
- slot lid for recycling newspaper and paper
- round lid for recycling cans and glass
- square lid for recycling plastic and waste
- decals included

## BASES

- heavy-gauge steel bases
- powder coat finish for durability
- configure together to create a recycling station
- wire ring holds plastic bag (bags not included)
- base and tops sold separately
- 25, 31, 37 and 42 gallon capacities



Learn **PROP 65** **S**

## SPECS

MODEL NUMBER	DESCRIPTION	CAPACITY	COLOR	W x D x H
<b>E</b> 2981BL ♦	BASE	25 GAL.	BLACK	15¼ x 15¼ x 26"
<b>E</b> 2981GN ♦	BASE	25 GAL.	GREEN	15¼ x 15¼ x 26"
<b>F</b> 2982BL ♦	BASE	31 GAL.	BLACK	15¼ x 15¼ x 32"
2982BR ♦	BASE	31 GAL.	BROWN	15¼ x 15¼ x 32"
2983BL ♦	BASE	37 GAL.	BLACK	15¼ x 15¼ x 38"
<b>G</b> 2983BG ♦	BASE	37 GAL.	BURGUNDY	15¼ x 15¼ x 38"
2984BL ♦	BASE	42 GAL.	BLACK	15¼ x 15¼ x 44"
<b>H</b> 2984BR ♦	BASE	42 GAL.	BROWN	15¼ x 15¼ x 44"
<b>I</b> 2987BL ♦	SLOT LID	-	BLACK	2 x 15" SLOT
<b>J</b> 2988BL ♦	ROUND LID	-	BLACK	4" DIAMETER OPENING
<b>K</b> 2989BL ♦	SQUARE LID	-	BLACK	8" SQUARE OPENING

♦ THESE PRODUCTS ARE SUBJECT TO CALIFORNIA PROPOSITION 65. PLEASE VISIT THE PRODUCT DETAIL PAGE ON OUR WEBSITE FOR SPECIFIC INFORMATION.

# RECYCLING RECEPTACLES

## OVERALL PRODUCT DETAILS

- brushed aluminum construction receptacle with satin finish
- removable lid
- 9931SS and 9941SS include decals: plastic, cans, paper, waste and recycle

## SINGLE RECEPTACLE

- 20 gallon capacity

## DUAL RECEPTACLE

- includes two separate 15 gallon rigid plastic liners
- 30 gallon capacity total

## TRIPLE RECEPTACLE

- includes one, 20 gallon rigid plastic liner and two, 10 gallon rigid plastic liners
- 40 gallon capacity total



## SPECS

MODEL NUMBER	DESCRIPTION	CAPACITY	COLOR	DIA x H
L 9931SS	DUAL RECEPTACLE	30 GAL.	BRUSHED ALUMINUM	17½ x 32½"
M 9941SS	TRIPLE RECEPTACLE	40 GAL.	BRUSHED ALUMINUM	20 x 34"
N 9942SS	SINGLE RECEPTACLE	20 GAL.	BRUSHED ALUMINUM	15 x 30½"

# HALF ROUND RECEPTACLE

- steel receptacle
- slot, round or half-circle lids (all included)
- fits flat against walls to help save space in small areas
- decals included: cans, paper and recycle
- 15 gallon capacity



## SPECS

MODEL NUMBER	CAPACITY	COLOR	W x D x H
9940BL	15 GAL.	BLACK	17½ x 9 x 32½"





IMAGE FEATURES MODULAR CABINETS (PG. 252) AND MIXX™ WITH CUSTOM DECALS. PLEASE SEE WEBSITE FOR MORE INFORMATION ON HOW TO ORDER.

# MIXX™ RECYCLING CENTER


- configurable and customizable waste and recycling receptacle
- available in rectangular and half round bases that can be arranged in a variety of ways to suit any space
  - half round base has 23 gallon capacity and comes with Half-Round Lid
  - rectangular base has 29 gallon capacity and has the option of a Topper or Rectangular Lid
- sturdy steel construction with a powder coat finish for added durability
- retainer ring in bases holds bag in place
- rigid plastic liner available for 9447 and 9448 receptacles for easy removal of waste
- available in black, blue or green to suit a variety of personal preferences and décor or to easily designate different waste or recycling options
- quickship versions come without decals; see website for custom vinyl decal options



Learn S

## SPECS

MODEL NUMBER	DESCRIPTION	CAPACITY	COLOR	W x D x H
<b>A</b> 9447BL	HALF ROUND RECEPTACLE	23 GAL.	BLACK	10¼ x 20¼ x 32¼"
<b>B</b> 9447BU	HALF ROUND RECEPTACLE	23 GAL.	BLUE	10¼ x 20¼ x 32¼"
9447GN	HALF ROUND RECEPTACLE	23 GAL.	GREEN	10¼ x 20¼ x 32¼"
9448BL	RECTANGULAR RECEPTACLE	29 GAL.	BLACK	10¼ x 20¼ x 32¼"
9448BU	RECTANGULAR RECEPTACLE	29 GAL.	BLUE	10¼ x 20¼ x 32¼"
<b>C</b> 9448GN	RECTANGULAR RECEPTACLE	29 GAL.	GREEN	10¼ x 20¼ x 32¼"
9449BL	TOPPER LID	-	BLACK	10 x 20 x 8¾"
9449BU	TOPPER LID	-	BLUE	10 x 20 x 8¾"
9449GN	TOPPER LID	-	GREEN	10 x 20 x 8¾"
<b>D</b> 9450BL	RECTANGULAR LID	-	BLACK	10 x 20 x ¾"
9450BU	RECTANGULAR LID	-	BLUE	10 x 20 x ¾"
9450GN	RECTANGULAR LID	-	GREEN	10 x 20 x ¾"
9651	HALF ROUND RIGID PLASTIC LINER	21 GAL.	BLACK	8 x 16¾ x 30½"
9652	RECTANGULAR RIGID PLASTIC LINER	27 GAL.	BLACK	8¾ x 16¾ x 30½"



# RIGHT-SIZE RECYCLING STATION



- hands free, stainless steel step-on receptacle
- lid closes slowly and quietly
- includes two rigid plastic liners with built-in bag retainers
- contains two, 7½ gallon capacity liners for overall capacity of 15 gallons



## SPECS

MODEL NUMBER	CAPACITY	COLOR	W x D x H
9634SS	15 GAL.	STAINLESS STEEL	19 x 16 x 25"

# AT-YOUR-DISPOSAL® RECYCLING CENTERS

- 100% recyclable
- impact and moisture resistant
- lightweight, high-density polyethylene
- two or three separate 28 gallon bins under one lid
- decals included (paper, plastic, cans and waste)



## SPECS

MODEL NUMBER	DESCRIPTION	CAPACITY	COLOR	W x D x H
<b>F</b> 9794BL	DOUBLE RECYCLING CENTER	28 GAL. PER BIN	BLACK	31 x 16 x 33"
<b>G</b> 9798BL	TRIPLE RECYCLING CENTER	28 GAL. PER BIN	BLACK	46 x 16 x 33"



# TALL ROUND RECYCLING RECEPTACLE

- shaped for cans only
- puncture-resistant steel
- lid and recycle decal included
- 20 gallon capacity



## SPECS

MODEL NUMBER	CAPACITY	COLOR	DIA x H
9632BU	20 GAL.	BLUE	16 x 30"

# DESK SIDE RECYCLING RECEPTACLES

- latch two recycling receptacles together for waste and recycling
- use individually for waste or recycling
- fits under work surfaces
- black and blue combination
- 6 or 14 gallon capacities



## SPECS

MODEL NUMBER	DESCRIPTION	CAPACITY	W x D x H
9927BB	SMALL RECEPTACLE	3 GAL. EACH (OR) 6 GAL.	12½ x 7¼ x 12¼"
9928BB	LARGE RECEPTACLE	7 GAL. EACH (OR) 14 GAL.	17½ x 9 x 15½"





## PAPER PITCH



- mounts on any square or rectangular wastebasket
- hanging tabs to easily mount onto other receptacles
- durable, polyethylene plastic
- 7 quart capacity
- packed 12 per carton



### SPECS

MODEL NUMBER	CAPACITY	COLOR	W x D x H
2944BL	7 QUARTS	BLACK	10¼ x 6¼ x 9¾"

## CANCAN™ DESK SIDE RECYCLING

- dual trash can and recycling bin for convenient waste removal
- one 5-gallon trash bin for waste and an additional side compartment for recycling
- recycling bin holds up to 100 sheets of paper
- this conveniently sized trash can fits perfectly in individual workspaces to meet waste and recycling needs
- black color suits any space
- constructed of durable plastic



### SPECS

MODEL NUMBER	CAPACITY	COLOR	W x D x H
9929BL	5 GAL.	BLACK	12¼ x 13¾ x 13"



# STEEL LOCKERS

- heavy-gauge, all-steel construction
- two-tone lockers
- single, double or six-tier compartment
- one piece unibody design
- stand alone or link together
- recessed handle with padlock provision (padlock not included) for secure storage
- two-tone gray or tan color
- ships fully assembled
- complements design of Steel Storage Cabinets and Ten-Tier Lockers



## SPECS

	MODEL NUMBER	DESCRIPTION	COLOR	W x D x H
A	5522GR	SINGLE TIER LOCKER	GRAY	12 x 18 x 78"
	5522TN	SINGLE TIER LOCKER	TAN	12 x 18 x 78"
	5523GR	DOUBLE TIER LOCKER	GRAY	12 x 18 x 78"
B	5523TN	DOUBLE TIER LOCKER	TAN	12 x 18 x 78"
C	5524GR	BOX LOCKER	GRAY	12 x 18 x 78"
	5524TN	BOX LOCKER	TAN	12 x 18 x 78"
	5525GR	SINGLE TIER LOCKER, 3 COLUMN	GRAY	36 x 18 x 78"
	5525TN	SINGLE TIER LOCKER, 3 COLUMN	TAN	36 x 18 x 78"
	5526GR	DOUBLE TIER LOCKER, 3 COLUMN	GRAY	36 x 18 x 78"
	5526TN	DOUBLE TIER LOCKER, 3 COLUMN	TAN	36 x 18 x 78"
	5527GR	BOX LOCKER, 3 COLUMN	GRAY	36 x 18 x 78"
	5527TN	BOX LOCKER, 3 COLUMN	TAN	36 x 18 x 78"



# TEN-TIER LOCKERS

- lockers provide storage for small personal items such as shoes, wallet, cellphone, laptop or car keys
- one piece unibody design
- heavy-gauge, all-steel construction
- stand alone or link together
- recessed handle with padlock provision (padlock not included)
- two-tone gray or tan color powder coat finish for durability
- ships fully assembled
- designed to match all Steel Lockers and Steel Cabinets



## SPECS

MODEL NUMBER	DESCRIPTION	COLOR	W x D x H
<b>D</b> 5528GR	10 TIER LOCKER	GRAY	12 x 18 x 78"
5528TN	10 TIER LOCKER	TAN	12 x 18 x 78"
5529GR	BANK OF 3 10 TIER LOCKERS	GRAY	36 x 18 x 78"
<b>E</b> 5529TN	BANK OF 3 10 TIER LOCKERS	TAN	36 x 18 x 78"



# STEEL STORAGE CABINETS

- heavy-gauge steel unibody construction
- two-tone gray or tan powder coat finish for durability
- three options: 27", 42" and 72" high
- 27" cabinet wall mountable with one adjustable shelf (mounting hardware not included)
- 42" cabinet with two adjustable shelves
- 72" cabinet with four adjustable shelves
- all shelves adjust in 1" increments and are rated up to 250 lbs.
- recessed locking door handle with three-point locking design for secure storage
- adjustable leveling glides
- complements design of Steel Lockers and Ten-Tier Lockers



Learn **PROP 65**

## SPECS

MODEL NUMBER	DESCRIPTION	COLOR	W x D x H
<b>F</b> 5530GR	27" H STEEL STORAGE CABINET	GRAY	30 x 18 x 27"
5530TN	27" H STEEL STORAGE CABINET	TAN	30 x 18 x 27"
5532GR	72" H STEEL STORAGE CABINET	GRAY	30 x 18 x 72"
<b>G</b> 5532TN	72" H STEEL STORAGE CABINET	TAN	30 x 18 x 72"

## AESTHETICS

### STEEL COLOR



GR GRAY / TN TAN



◆ THESE PRODUCTS ARE SUBJECT TO CALIFORNIA PROPOSITION 65. PLEASE VISIT THE PRODUCT DETAIL PAGE ON OUR WEBSITE FOR SPECIFIC INFORMATION.

# E-Z SORT® MAIL ROOM FURNITURE

## OVERALL PRODUCT DETAILS

- modular mailroom storage for various configurations
- all components sold separately
- heavy-gauge steel
- gray or black powder coat finish for durability

## SORTING TABLE BASE

- table surface adjusts from 28–36"h
- shelf has 14" clearance and 150 lb. weight capacity
- extra-thick 1½" steel legs
- 7749 rated up to 500 lbs.

## TABLETOP

- 7750 1" thick wood laminate with t-mold edges
- 7749 table and 7750 top sold separately

## SORTER MODULE

- shelves adjust in ¾" increments
- 11" mail shelves form combination of up to 25 shelves
- 20 molded compartment shelves, each with finger cutout and label holder
- stand-alone or stacked, stacks up to four high
- additional mail shelves available in cartons of five
- 7751 extra-wide mail organizer

## RISER

- 7752 supports one or more modules

## SATELLITE MAIL STATION BASE

- 7756 adjusts from 14"-19"h
- base can hold up to four sorter modules



## SPECS

MODEL NUMBER	DESCRIPTION	COLOR	W X D X H
<b>A</b> 7749BL	SORTING TABLE BASE	BLACK	60 x 30 x 28-36"
7749GR	SORTING TABLE BASE	GRAY	60 x 30 x 28-36"
<b>B</b> 7750BL	TABLETOP	BLACK	60 x 30 x 1"
7750CY	TABLETOP	CHERRY	60 x 30 x 1"
7750GR	TABLETOP	GRAY	60 x 30 x 1"
<b>C</b> 7751BL	SORTER MODULE	BLACK	57½ x 13 X x 14¼"
7751GR	SORTER MODULE	GRAY	57½ x 13 x 14¼"
<b>D</b> 7752BL	RISER	BLACK	57½ x 13 x 14"
7752GR	RISER	GRAY	57½ x 13 x 14"
7753BL	5 ADDITIONAL MAIL TRAYS	BLACK	11 x 12½ x ½"
7753GR	5 ADDITIONAL MAIL TRAYS	GRAY	11 x 12½ x ½"
7756BL	SATELLITE MAIL STATION BASE	BLACK	57½ x 18¼ x 14-19"
<b>E</b> 7756GR	SATELLITE MAIL STATION BASE	GRAY	57½ x 18¼ x 14-19"



SHOWN WITH TWO SORTER MODULES, A RISER, TABLETOP AND SORTING TABLE IN BLACK.

## AESTHETICS

### TABLETOP COLORS



BL BLACK / CY CHERRY / GR GRAY



SHOWN WITH FOUR SORTER MODULES AND THE MAIL STATION BASE IN GRAY.

# WOOD MAIL SORTERS

- 5/8" compressed wood with adjustable hardboard dividers
- large sorting slots
- fiberboard back
- black plastic molding acts as label holder (labels included)
- laminate finish
- stacks up to two high



## SPECS

MODEL NUMBER	DESCRIPTION	COLOR	W X D X H
<b>7765BL</b>	18 COMPARTMENT	BLACK	33¾ x 12 x 32¾"
<b>7765GR</b>	18 COMPARTMENT	GRAY	33¾ x 12 x 32¾"
<b>7766BL</b>	36 COMPARTMENT	BLACK	33¾ x 12 x 32¾"
<b>7766GR</b>	36 COMPARTMENT	GRAY	33¾ x 12 x 32¾"



IMAGE FEATURES SCOOT™ & WIRE MAIL CARTS (PG. 283).



# BOLTLESS STEEL & PARTICLE BOARD SHELVING

- two set-ups: five shelf, 72" h storage unit or 36" h workbench
- rated up to 750 lbs. per shelf, evenly distributed
- shelves adjust in 1" increments
- includes particle board shelves
- assembles without tools and has hidden assembly



## SPECS

MODEL NUMBER	DESCRIPTION	COLOR	W x D x H
6244BL	48 x 24" SHELVING UNIT	BLACK	48 x 24 x 72"
6245BL	36 x 18" SHELVING UNIT	BLACK	36 x 18 x 72"
6246BL	48 x 18" SHELVING UNIT	BLACK	48 x 18 x 72"
6247BL	36 x 24" SHELVING UNIT	BLACK	36 x 24 x 72"



FLEXIBLE DESIGN PROVIDES TWO DIFFERENT SET-UPS. SHOWN ABOVE AS A 36" HIGH WORKBENCH.

# BOLTLESS STEEL SHELVING

- two set-ups: five shelf, 72" high storage unit or 36" high workbench
- rated up to 650 lbs. per shelf, evenly distributed
- durable powder coat finish
- available in 36" and 48" widths
- requires no nuts or bolts to assemble

Learn   



## SPECS

MODEL NUMBER	DESCRIPTION	COLOR	SHELF CAPACITY	W x D x H
5244BL	48 x 24" SHELVING UNIT	BLACK	650 LBS.	48 x 24 x 72"
<b>B</b> 5245BL	36 x 18" SHELVING UNIT	BLACK	650 LBS.	36 x 18 x 72"
5246BL	48 x 18" SHELVING UNIT	BLACK	650 LBS.	48 x 18 x 72"
5247BL	36 x 24" SHELVING UNIT	BLACK	650 LBS.	36 x 24 x 72"



FLEXIBLE DESIGN PROVIDES TWO DIFFERENT SET-UPS. SHOWN ABOVE AS A 36" HIGH WORKBENCH.

# ARCHIVAL SHELVING

- heavy-gauge steel frame locks together without tools
- warp-free particle board shelves
- hold up to 80, 12" w x 15" d x 10" h letter/legal archival storage boxes
- rated up to 900 lbs. per shelf
- steel pack frame and particle board shelves sold separately, order both

5260 IS  
GREENGUARD  
CERTIFIED



## SPECS

MODEL NUMBER	DESCRIPTION	SHELF CAPACITY	W x D x H
<b>C</b> 5260	STEEL PACK	900 LBS.	69 x 33 x 84"
<b>D</b> 5261	SHELVES QTY. 4	900 LBS.	69 x 33 x 1/2"





IMAGE FEATURES ROUND WASTEBASKET (PG. 298) & STOW-AWAY® HEAVY-DUTY HAND TRUCK (PG. 317).

# COMMERCIAL WIRE SHELVING

- steel construction
- shelves adjust in 1" increments
- open wire design permits air circulation and helps prevent dust accumulation
- adjustable leveling feet with plastic caps
- basic unit consists of four shelves
- extra shelves sold in packs of two
- rated up to 500 lbs. per shelf (2000 lbs. per unit, evenly distributed)
- NSF certified

Learn



## SPECS

MODEL NUMBER	DESCRIPTION	COLOR	W x D x H
<b>A</b> 5276BL	36" BASIC UNIT	BLACK	36 x 18 x 72"
5241BL	48" BASIC UNIT	BLACK	48 x 18 x 72"
5242BL	48" EXTRA SHELVES	BLACK	48 x 18 x 1½"
<b>B</b> 5243BL	36" EXTRA SHELVES	BLACK	36 x 18 x 1½"





# INDUSTRIAL WIRE SHELVING



- welded wire construction
- shelves adjust in 1" increments
- open wire design permits air circulation and helps prevent dust accumulation
- black or metallic gray powder coat finish for durability
- rated up to 1250 lbs. per unit, evenly distributed
- optional add-on unit and extra shelf pack
- starter unit includes four shelves, four posts and snap-together clips
- add-on unit includes four shelves, two posts and snap-together clips
- extra shelves sold in packs of two
- optional caster kit for mobility
- NSF certified

## SPECS

MODEL NUMBER	DESCRIPTION	SHELF CAPACITY*	COLOR	W x D x H
<b>C</b> 5285BL	STARTER UNIT	1250 LBS.	BLACK	36 x 18 x 72"
<b>D</b> 5285GR	STARTER UNIT	1250 LBS.	METALLIC GRAY	36 x 18 x 72"
<b>E</b> 5286BL	ADD-ON UNIT	1250 LBS.	BLACK	36 x 18 x 72"
5286GR	ADD-ON UNIT	1250 LBS.	METALLIC GRAY	36 x 18 x 72"
<b>F</b> 5287BL	EXTRA SHELVES	1250 LBS.	BLACK	36 x 18 x 1½"
5287GR	EXTRA SHELVES	1250 LBS.	METALLIC GRAY	36 x 18 x 1½"
5291BL	STARTER UNIT	1000 LBS.	BLACK	48 x 18 x 72"
5291GR	STARTER UNIT	1000 LBS.	METALLIC GRAY	48 x 18 x 72"
5292BL	ADD-ON UNIT	1000 LBS.	BLACK	48 x 18 x 72"
5292GR	ADD-ON UNIT	1000 LBS.	METALLIC GRAY	48 x 18 x 72"
5293BL	EXTRA SHELVES	1000 LBS.	BLACK	48 x 18 x 1½"
5293GR	EXTRA SHELVES	1000 LBS.	METALLIC GRAY	48 x 18 x 1½"
5288BL	STARTER UNIT	1000 LBS.	BLACK	36 x 24 x 72"
5288GR	STARTER UNIT	1000 LBS.	METALLIC GRAY	36 x 24 x 72"
5289BL	ADD-ON UNIT	1000 LBS.	BLACK	36 x 24 x 72"
5289GR	ADD-ON UNIT	1000 LBS.	METALLIC GRAY	36 x 24 x 72"
5290BL	EXTRA SHELVES	1000 LBS.	BLACK	36 x 24 x 1½"
5290GR	EXTRA SHELVES	1000 LBS.	METALLIC GRAY	36 x 24 x 1½"
5294BL	STARTER UNIT	800 LBS.	BLACK	48 x 24 x 72"
5294GR	STARTER UNIT	800 LBS.	METALLIC GRAY	48 x 24 x 72"
5295BL	ADD-ON UNIT	800 LBS.	BLACK	48 x 24 x 72"
5295GR	ADD-ON UNIT	800 LBS.	METALLIC GRAY	48 x 24 x 72"
5296BL	EXTRA SHELVES	800 LBS.	BLACK	48 x 24 x 1½"
5296GR	EXTRA SHELVES	800 LBS.	METALLIC GRAY	48 x 24 x 1½"
<b>G</b> 5283	CASTER KIT			

Learn



\*SHELF CAPACITY DETERMINED WITH WEIGHT EVENLY DISTRIBUTED.




# HEAVY-DUTY COMMERCIAL STEEL SHELVING

- box beam design with double-sided compression clips
- rated up to 750 lbs. per shelf, evenly distributed
- shelves adjust in 1" increments
- corner brackets and hat channel



## SPECS

MODEL NUMBER	DESCRIPTION	W x D x H
6265	COMMERCIAL SHELF UNIT WITH 5 SHELVES	36 x 12 x 75"
6266	COMMERCIAL SHELF UNIT WITH 5 SHELVES	36 x 18 x 75"
A 6267	COMMERCIAL SHELF UNIT WITH 5 SHELVES	36 x 24 x 75"
6268	COMMERCIAL SHELF UNIT WITH 6 SHELVES	36 x 12 x 75"
6269	COMMERCIAL SHELF UNIT WITH 6 SHELVES	36 x 18 x 75"
6270	COMMERCIAL SHELF UNIT WITH 6 SHELVES	36 x 24 x 75"



# HEAVY-DUTY INDUSTRIAL STEEL SHELVING

- box beam design with double-sided compression clips
- shelves adjust in 1" increments
- six shelves per pack
- post kit includes four 85"h posts
- corner brackets and hat channel
- rated up to 1250 lbs. per shelf, evenly distributed
- steel pack frame and post kit sold separately, order both



## SPECS

MODEL NUMBER	DESCRIPTION	W x D x H
B 6250	INDUSTRIAL SHELF PACK WITH 6 SHELVES	36 x 12" SHELF
6251	INDUSTRIAL SHELF PACK WITH 6 SHELVES	48 x 12" SHELF
6252	INDUSTRIAL SHELF PACK WITH 6 SHELVES	36 x 18" SHELF
6253	INDUSTRIAL SHELF PACK WITH 6 SHELVES	48 x 18" SHELF
6254	INDUSTRIAL SHELF PACK WITH 6 SHELVES	36 x 24" SHELF
6255	INDUSTRIAL SHELF PACK WITH 6 SHELVES	48 x 24" SHELF
C 6256	INDUSTRIAL POST KIT	1½ x 1½ x 85"



INDUSTRIAL POST KIT SOLD SEPARATELY.

# STOW-AWAY® HEAVY-DUTY HAND TRUCK

- collapsible dolly
- lightweight aluminum frame
- mobile on 8" dia. rubber wheels
- telescoping handle that tucks away for storage
- rated up to 500 lbs.



## SPECS

MODEL NUMBER	CAPACITY	EXTENDED W x D x H	COLLAPSED W x D x H	TOE PLATE W x D
4055NC ♦	500 LBS.	23 x 24 x 50"	23 x 3 x 39½"	23 x 15½"

♦ THESE PRODUCTS ARE SUBJECT TO CALIFORNIA PROPOSITION 65. PLEASE VISIT THE PRODUCT DETAIL PAGE ON OUR WEBSITE FOR SPECIFIC INFORMATION.

# STOW-AWAY® HAND TRUCK

- black folding hand cart for hauling boxes, files or other heavy objects
- lightweight aluminum frame for easy mobility
- easily collapses down for compact storage
- telescoping handle that allows for space-saving storage
- retractable wheels provide easy storage and stability when not in use
- fold-up toe plate
- mobile in 7" dia. rubber wheels
- rated up to 275 lbs.



## SPECS

MODEL NUMBER	CAPACITY	EXTENDED W x D x H	COLLAPSED W x D x H	TOE PLATE W x D
4062 ♦	275 LBS.	19 x 17¼ x 38¾"	19 x 2¼ x 28¾"	19 x 11"

♦ THESE PRODUCTS ARE SUBJECT TO CALIFORNIA PROPOSITION 65. PLEASE VISIT THE PRODUCT DETAIL PAGE ON OUR WEBSITE FOR SPECIFIC INFORMATION.

# STOW & GO CART™

- lightweight aluminum frame
- folds down to size of briefcase, fits under car seat or in airplane overhead compartment
- telescoping handle
- mobile on 5" dia. rubber, retractable wheels
- rated up to 110 lbs.



## SPECS

MODEL NUMBER	CAPACITY	EXTENDED W x D x H	COLLAPSED W x D x H	TOE PLATE W x D
4049NC ♦	110 LBS.	15¼ x 16¼ x 39½"	15¼ x 2½ x 25"	15¼ x 11"

♦ THESE PRODUCTS ARE SUBJECT TO CALIFORNIA PROPOSITION 65. PLEASE VISIT THE PRODUCT DETAIL PAGE ON OUR WEBSITE FOR SPECIFIC INFORMATION.



## STOW-AWAY® CRATE

- lightweight, durable and compact
- telescoping handle
- two rubber wheels
- 1.2 cubic feet of enclosed space
- entire unit compacts for easy storage
- rated up to 50 lbs.

**PROP 65** **S**



### SPECS

MODEL NUMBER	CAPACITY	EXTENDED W x D x H	COLLAPSED W x D x H
4054BL ♦	50 LBS.	16½ x 14½ x 39"	16½ x 3½ x 18"

♦ THESE PRODUCTS ARE SUBJECT TO CALIFORNIA PROPOSITION 65. PLEASE VISIT THE PRODUCT DETAIL PAGE ON OUR WEBSITE FOR SPECIFIC INFORMATION.

## HIDE-AWAY® HAND TRUCK

- folding dolly for hauling boxes, files or other heavy objects
- lightweight aluminum frame for easy mobility
- collapsible handle and fold-up toe plate for compact storage
- mobile cart on 6" dia. solid rubber tires on a sturdy steel hub
- rated up to 250 lbs.

**PROP 65** **S**



### SPECS

MODEL NUMBER	CAPACITY	EXTENDED W x D x H	COLLAPSED W x D x H	TOE PLATE W x D
4061 ♦	250 LBS.	15½ x 16½ x 43½"	15½ x 8 x 29"	14 x 9"

♦ THESE PRODUCTS ARE SUBJECT TO CALIFORNIA PROPOSITION 65. PLEASE VISIT THE PRODUCT DETAIL PAGE ON OUR WEBSITE FOR SPECIFIC INFORMATION.



## HIDE-AWAY® CONVERTIBLE TRUCK

- lightweight aluminum folding hand cart
- collapsible for easy storage
- easily converts for use upright or horizontal
- platform extends over 50% to suit a variety of load sizes
- two 6" dia. solid rubber wheels
- two 3" dia. solid rubber casters
- rated up to 250 lbs. (two wheels) or 400 lbs. (four wheels)

**PROP 65** **S**



### SPECS

MODEL NUMBER	CAPACITY	EXTENDED W x D x H	COLLAPSED W x D x H	TOE PLATE W x D
4050 ♦	250 LBS./2 WHEELS 400 LBS./4 WHEELS	15½ x 43 x 36"	15½ x 9 x 28¼"	14 x 9"

♦ THESE PRODUCTS ARE SUBJECT TO CALIFORNIA PROPOSITION 65. PLEASE VISIT THE PRODUCT DETAIL PAGE ON OUR WEBSITE FOR SPECIFIC INFORMATION.

# TUFF TRUCK™ CONVERTIBLE HAND TRUCK

- converts from two wheeled dolly to four wheeled platform truck for a variety of uses
- sturdy steel construction with black powder coat finish for added durability
- two 8" dia. solid rubber wheels
- two 4" dia. solid rubber casters
- 14 x 7" steel toe plate for sturdy support during transportation
- rated up to 400 lbs. (two wheels) or 500 lbs. (four wheels)

## SPECS

MODEL NUMBER	TIRE SIZE	CAPACITY	W x H	TOE PLATE W x D
4070	8 x 1 3/4"	400 LBS./2 WHEELS 500 LBS./4 WHEELS	18 1/2 x 52"	14 x 7"



# TUFF TRUCK™ ECONOMY HAND TRUCKS

- black P-handle dolly for added comfort while hauling boxes, files or other heavy objects (4071) and one-handed use
- heavy gauge tubular steel frame with welded joints for long-lasting strength
- chip-resistant black powder coat finish for added durability
- mobile on 8" dia. solid rubber wheels with ball bearing for smooth movement
- 14 x 7" toe plate made of steel for a sturdy support during transportation
- rated up to 400 lbs.

## SPECS

	MODEL NUMBER	TIRE SIZE	CAPACITY	W x H	TOE PLATE W x D
A	4071	8 x 1 3/4"	400 LBS.	16 x 51 1/2"	14 x 7"
B	4069	8 x 1 3/4"	400 LBS.	19 1/2 x 45 1/2"	14 x 7"





IMAGE FEATURES INDUSTRIAL WIRE SHELVING (PG 315).

# CONVERTIBLE HAND TRUCK

- red heavy-duty hand cart for hauling boxes, files or other heavy objects
- heavy-duty steel frame for sturdy support of heavy objects
- chip-resistant powder coat finish for added durability
- converts from two-wheel hand truck to four-wheel platform truck
- rated up to 500 lbs. (two wheels), 600 lbs. (four wheels)



## SPECS

MODEL NUMBER	TIRE SIZE	CAPACITY	W x H	TOE PLATE W x D
4086R	10 x 2 3/4"	500 LBS./2 WHEELS 600 LBS./4 WHEELS	18 x 51"	14 x 8"





## CONTINUOUS HANDLE HAND TRUCK

- red heavy-duty hand cart for hauling boxes, files or other heavy objects
- heavy-duty steel frame for sturdy support of heavy objects
- chip-resistant powder coat finish for added durability and chip-resistance
- mobile on 10" solid rubber wheels provides extra support when hauling heavy objects
- continuous handle allows for one or two-handed use
- rated up to 500 lbs.
- no assembly required



### SPECS

MODEL NUMBER	TIRE SIZE	CAPACITY	W x H	TOE PLATE W x D
4092	10 x 2 $\frac{3}{4}$ "	500 LBS.	18 x 44"	14 x 8"



## LOOP HANDLE TRUCK

- red heavy-duty hand cart for hauling boxes, files or other heavy objects
- heavy-duty steel frame for sturdy support of heavy objects
- chip-resistant powder coat finish for added durability
- loop handle on back of frame for one-handed use
- rubber 10 x 2 $\frac{3}{4}$ " tires
- rated up to 500 lbs.



### SPECS

MODEL NUMBER	TIRE SIZE	CAPACITY	W x H	TOE PLATE W x D
4084R	10 x 2 $\frac{3}{4}$ "	500 LBS.	18 x 47"	14 x 8"



IMAGE FEATURES SQUARE-FECTA™ LIDS & PUBLIC SQUARE® BASES (PG 302).

## STOW-AWAY® PLATFORM TRUCK

- quick-release mechanism to unfold handle
- lightweight, aluminum frame and decking, platform measures: 24" w x 39" d
- handle unfolds to 40" h working height and folds down for compact storage
- 7" dia. solid rubber wheels
- rated up to 1000 lbs.
- assembly required



### SPECS

MODEL NUMBER	TIRE SIZE	CAPACITY	W x D x H
4053NC ♦	7"	1000 LBS.	24 x 39 x 16 TO 40"

♦ THESE PRODUCTS ARE SUBJECT TO CALIFORNIA PROPOSITION 65. PLEASE VISIT THE PRODUCT DETAIL PAGE ON OUR WEBSITE FOR SPECIFIC INFORMATION.





# FOLDAWAY™ PLATFORM TRUCKS



- sturdy, all-welded steel frame with Tropic Sand powder coat finish
- large platform with anti-skid mat to stabilize items during transport
- wrap-around vinyl bumper helps protect doors, walls and furniture
- folding handle for compact storage
- mobile on 4" dia. wheels
- 700 lb. and 900 lb. capacity models



## SPECS

	MODEL NUMBER	TIRE SIZE	CAPACITY	W x D x H
A	4077 ♦	4 x 1"	700 LBS.	18½ x 28½ x 32"
B	4078 ♦	5 x 1½"	900 LBS.	24 x 35½ x 33½"

♦ THESE PRODUCTS ARE SUBJECT TO CALIFORNIA PROPOSITION 65. PLEASE VISIT THE PRODUCT DETAIL PAGE ON OUR WEBSITE FOR SPECIFIC INFORMATION.

# TUFF TRUCK™ PLATFORM TRUCKS


- sturdy, all-welded steel frame with gray powder coat finish
- large platform with anti-skid mat to stabilize items during transport
- wrap-around vinyl bumper helps protect doors, walls and furniture
- folding handle for compact storage
- mobile on 4" wheels
- 400 lb. and 500 lb. capacity models



## SPECS

	MODEL NUMBER	TIRE SIZE	CAPACITY	W x D x H
C	4072	4"	400 LBS.	18¾ x 29 x 33½"
D	4063	4"	500 LBS.	24 x 36 x 34"





A R T &  
E N G I N E E R I N G

# STEEL FLAT FILES

4981 & 4983 ARE NOT GREENGUARD CERTIFIED



## 5 DRAWER

- five large-capacity 2½" deep drawers
- stores up to 500 sheets per unit active filing, 750 sheets of semi-active or 1,000 sheets of inactive material
- three cabinet sizes

## 10 DRAWER

- ten 1½" deep drawers
- ideal for high traffic project storage areas

## SPECS

MODEL NUMBER	DESCRIPTION	COLOR	W x D x H
5 DRAWER-40½"	INSIDE DRAWER SIZE		37 x 26 x 2½"
4994BLR	5 DRAWER FLAT FILE	BLACK	40½ x 29½ x 16½"
4994GRR	5 DRAWER FLAT FILE	GRAY	40½ x 29½ x 16½"
<b>A</b> 4994TSR	5 DRAWER FLAT FILE	TROPIC SAND	40½ x 29½ x 16½"
4994WHR	5 DRAWER FLAT FILE	WHITE	40½ x 29½ x 16½"
4995BLR*	LOW BASE	BLACK	40½ x 26¾ x 6"
4995GRR*	LOW BASE	GRAY	40½ x 26¾ x 6"
<b>B</b> 4995TSR*	LOW BASE	TROPIC SAND	40½ x 26¾ x 6"
4995WHR*	LOW BASE	WHITE	40½ x 26¾ x 6"
4975BL*	HIGH BASE	BLACK	40½ x 29½ x 20"
4975GRR*	HIGH BASE	GRAY	40½ x 29½ x 20"
4975TS*	HIGH BASE	TROPIC SAND	40½ x 29½ x 20"
4975WH*	HIGH BASE	WHITE	40½ x 29½ x 20"
4981*	LOCK KIT		

Learn

## AESTHETICS

### COLOR



BL BLACK / GR GRAY / TS TROPIC SAND / WH WHITE



**D**



OPTIONAL LOCK KIT.

\*ALL BASES AND LOCK KITS SHIP VIA SMALL PACKAGE CARRIER.

5 DRAWER-46½"	INSIDE DRAWER SIZE		43 x 32 x 2½"
4996BLR	5 DRAWER FLAT FILE	BLACK	46½ x 35½ x 16½"
4996GRR	5 DRAWER FLAT FILE	GRAY	46½ x 35½ x 16½"
4996TSR	5 DRAWER FLAT FILE	TROPIC SAND	46½ x 35½ x 16½"
4996WHR	5 DRAWER FLAT FILE	WHITE	46½ x 35½ x 16½"
4997BLR*	LOW BASE	BLACK	46½ x 32¾ x 6"
4997GRR*	LOW BASE	GRAY	46½ x 32¾ x 6"
4997TSR*	LOW BASE	TROPIC SAND	46½ x 32¾ x 6"
4997WHR*	LOW BASE	WHITE	46½ x 32¾ x 6"
4977BL*	HIGH BASE	BLACK	46½ x 35½ x 20"
4977GRR*	HIGH BASE	GRAY	46½ x 35½ x 20"
4977TS*	HIGH BASE	TROPIC SAND	46½ x 35½ x 20"
4977WH*	HIGH BASE	WHITE	46½ x 35½ x 20"
4981*	LOCK KIT		

5 DRAWER-53½"	INSIDE DRAWER SIZE		50 x 38 x 2½"
4998BLR	5 DRAWER FLAT FILE	BLACK	53½ x 41½ x 16½"
4998GRR	5 DRAWER FLAT FILE	GRAY	53½ x 41½ x 16½"
4998TSR	5 DRAWER FLAT FILE	TROPIC SAND	53½ x 41½ x 16½"
4998WHR	5 DRAWER FLAT FILE	WHITE	53½ x 41½ x 16½"
4999BLR*	LOW BASE	BLACK	53½ x 38¾ x 6"
4999GRR*	LOW BASE	GRAY	53½ x 38¾ x 6"
4999TSR*	LOW BASE	TROPIC SAND	53½ x 38¾ x 6"
4999WHR*	LOW BASE	WHITE	53½ x 38¾ x 6"
4979BL*	HIGH BASE	BLACK	53½ x 41½ x 20"
4979GRR*	HIGH BASE	GRAY	53½ x 41½ x 20"
4979TS*	HIGH BASE	TROPIC SAND	53½ x 41½ x 20"
4979WH*	HIGH BASE	WHITE	53½ x 41½ x 20"
4981*	LOCK KIT		

10 DRAWER-46½"	INSIDE DRAWER SIZE		43 x 32 x 1½"
4986BL	10 DRAWER FLAT FILE	BLACK	46½ x 35½ x 16½"
4986GR	10 DRAWER FLAT FILE	GRAY	46½ x 35½ x 16½"
<b>C</b> 4986TS	10 DRAWER FLAT FILE	TROPIC SAND	46½ x 35½ x 16½"
4986WH	10 DRAWER FLAT FILE	WHITE	46½ x 35½ x 16½"
4997BLR*	LOW BASE	BLACK	46½ x 32¾ x 6"
4997GRR*	LOW BASE	GRAY	46½ x 32¾ x 6"
4997TSR*	LOW BASE	TROPIC SAND	46½ x 32¾ x 6"
4997WHR*	LOW BASE	WHITE	46½ x 32¾ x 6"
4977BL*	HIGH BASE	BLACK	46½ x 35½ x 20"
4977GRR*	HIGH BASE	GRAY	46½ x 35½ x 20"
<b>D</b> 4977TS*	HIGH BASE	TROPIC SAND	46½ x 35½ x 20"
4977WH*	HIGH BASE	WHITE	46½ x 35½ x 20"
4983*	LOCK KIT		

# STEEL FLAT FILES

## LOW BASE

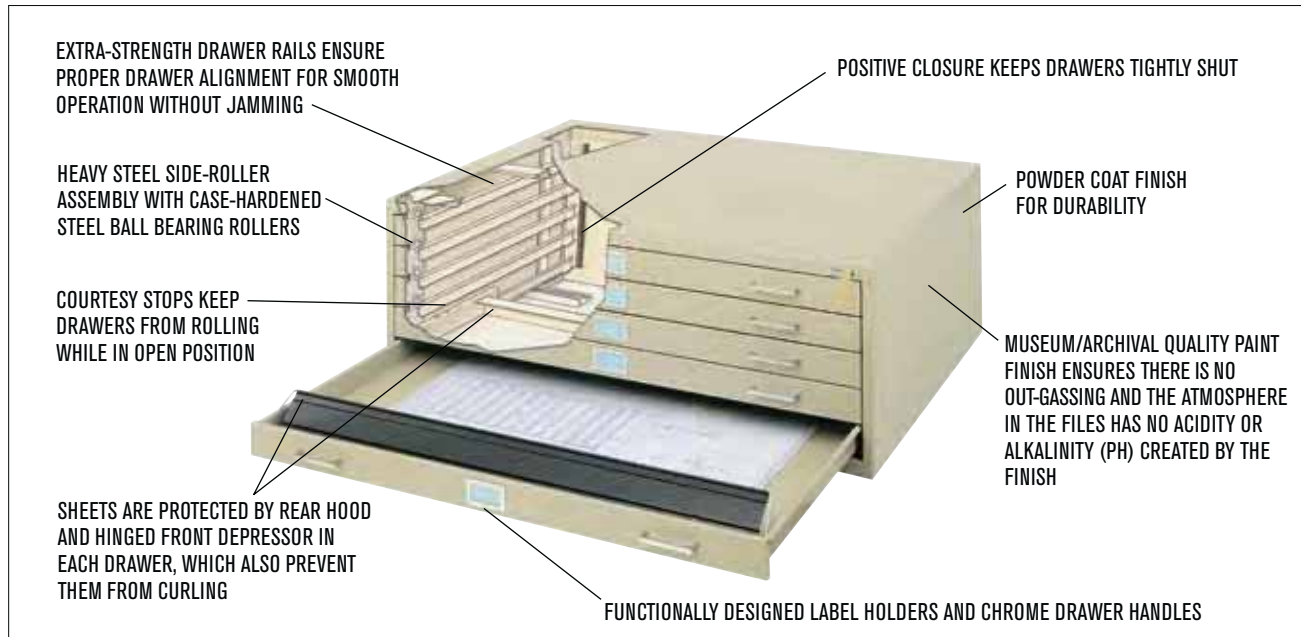
- steel construction
- raises files 6" off floor
- front recessed 2¾" from file
- unit holds up to five files consisting of a combination of five and 10 drawer cabinets

## HIGH BASE

- steel construction
- raises files 20" off floor
- base with enclosed back and sides with open front for storage of supplies
- holds up to two files



# FLAT FILE FEATURES



# FLAT FILE ACCESSORIES

## DRAWER DIVIDERS

- use for five drawer flat files
- 11" plastic sections can easily be cut
- self-sticking back

## LOCK KIT

- easy installation
- includes one lock and two keys



B



## SPECS

MODEL NUMBER	DESCRIPTION	W x D x H
A 4980	DRAWER DIVIDERS - 20 SECTIONS PER CARTON	1½ x 11"
B 4981	LOCK KIT FOR 5 DRAWER FILE	-
4983	LOCK KIT FOR 10 DRAWER FILE	-



A

# FACIL FLAT FILES



- all steel construction
- label holders and chrome drawer handles
- drawer capacity 60 lbs.

## LOW BASE

- closed style base raises files 4" off floor
- front recessed 2<sup>3</sup>/<sub>8</sub>" from file
- unit holds up to two flat files

## HIGH BASE

- raises files 20" off floor
- enclosed back and sides with open front and shelf for additional storage
- unit holds one flat file
- includes leveler glides for uneven surfaces

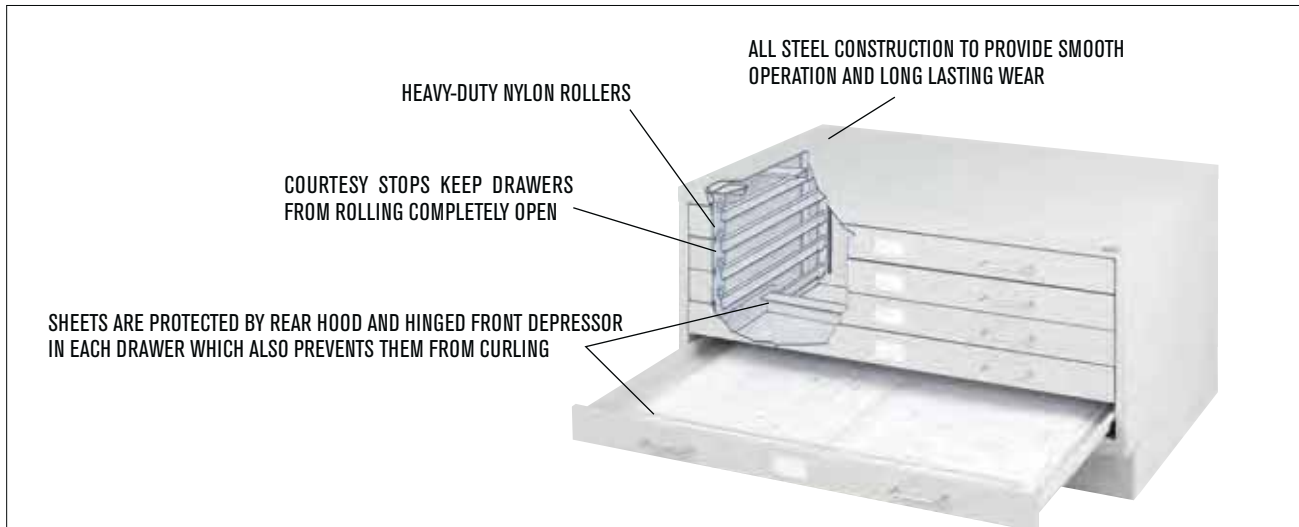


## SPECS

MODEL NUMBER	DESCRIPTION	W x D x H
<b>C</b> 4969LG	FLAT FILE SMALL INSIDE DRAWER	40 <sup>1</sup> / <sub>4</sub> x 26 x 16 <sup>1</sup> / <sub>2</sub> " 37 x 25 <sup>1</sup> / <sub>4</sub> x 1 <sup>1</sup> / <sub>8</sub> "
<b>D</b> 4970LG* 4971LG*	LOW BASE FOR FLAT FILE SMALL HIGH BASE FOR FLAT FILE SMALL	40 <sup>1</sup> / <sub>4</sub> x 24 x 4 <sup>3</sup> / <sub>4</sub> " 40 <sup>1</sup> / <sub>4</sub> x 25 <sup>3</sup> / <sub>4</sub> x 20 <sup>1</sup> / <sub>2</sub> "
<b>E</b> 4972LG	FLAT FILE MEDIUM INSIDE DRAWER	46 <sup>1</sup> / <sub>4</sub> x 32 x 16 <sup>1</sup> / <sub>2</sub> " 43 x 31 <sup>1</sup> / <sub>2</sub> x 1 <sup>1</sup> / <sub>4</sub> "
<b>F</b> 4973LG* 4974LG*	LOW BASE FOR FLAT FILE MEDIUM HIGH BASE FOR FLAT FILE MEDIUM	46 <sup>1</sup> / <sub>4</sub> x 30 x 4 <sup>3</sup> / <sub>4</sub> " 46 <sup>1</sup> / <sub>4</sub> x 31 <sup>3</sup> / <sub>4</sub> x 20 <sup>3</sup> / <sub>4</sub> "

\*PRODUCTS SHIP VIA SMALL PACKAGE CARRIER.

# FACIL FLAT FILE FEATURES





# MASTERFILE 2

- compact 1,600, 3-mil active documents in one unit
- each document attaches to self-adhesive, pre-punched carrier strips (order separately)
- hung vertically from pins and posts on 6½" centers
- design helps eliminate fingerprints and tears
- locking mechanism with dust and moisture seal
- carrier strips and index/out guides sold separately



## SPECS

MODEL NUMBER	DESCRIPTION	COLOR	W x D x H
<b>A</b> 5023AH	FOR SHEETS 24 x 36"	AUTUMN HAZE	32 x 21½ x 45"
5024AH	FOR SHEETS 30 x 42"	AUTUMN HAZE	36 x 21½ x 50"
5025AH	FOR SHEETS 48 x 36"	AUTUMN HAZE	56 x 21½ x 45"

# MASTERFILE 2 FEATURES

**GAS CYLINDERS ASSIST RAISING OF LID;  
PREVENT LID FROM ACCIDENTAL CLOSURE**

**INDEX/OUT GUIDES LOCATE PROJECTS, JOB GROUPINGS  
OR IDENTIFY DOCUMENTS REMOVED FROM FILE**

**ATTRACTIVE BRUSHED ALUMINUM HANDLES**

**ADJUSTABLE SHEET HOLDER KNOBS (INCLUDED) PROVIDE  
CONVENIENT STORAGE FOR ACTIVE DOCUMENTS**

**DOUBLE WALL STEEL CONSTRUCTION WITH INSULATING  
LINER FOR EXTRA STRENGTH AND QUIET OPERATION**

**RAISED, FULL SUSPENSION DRAWER MOVES SMOOTHLY OVER  
ANY FLOOR, PROVIDES TOE SPACE TO MINIMIZE REACH FOR LAST  
DOCUMENT, STABILIZER LEGS ADJUST FOR LOAD COMPENSATION**

# MASTERFILE 2 ACCESSORIES

## CARRIER STRIPS

- self-adhesive
- can be cut into 100 - 24" strips, 80 - 30" strips or 50 - 48" strips
- pre-printed identification blocks for drawings
- model 6553 may be used in plan hold Masterfile 2 series files



## SPECS

MODEL NUMBER	DESCRIPTION	W x L
<b>B</b> 6551	CARRIER - FILM LAMINATE STRIP	2¼ x 217"
<b>C</b> 6552	CARRIER - POLYESTER STRIPS	2¼ x 217"
<b>D</b> 6553	CARRIER - POLYESTER STRIPS	2½ x 216"



# TELESCOPING DOCUMENT TUBE

- designed for transporting documents
- twist lid with reusable snap cap label
- expands from 24½–40"
- locking tabs maintain desired length
- permanent, adjustable shoulder strap
- packed 10 per carton



## SPECS

MODEL NUMBER	COLOR	DIA x L
3053	BLACK/BLUE	3½ x 24½-40"

# PORTABLE ART & DRAWING PORTFOLIOS

- corrugated fiberboard shell with sturdy wood frame
- two metal turnbuckle closures secure top and bottom of portfolio
- reinforced plastic handles
- units stack
- packed five per carton



## SPECS

MODEL NUMBER	INSIDE	OUTSIDE
	W x D x H	W x D x H
3008TS	36½ x 24¼ x 1¼"	38¾ x 24¾ x 1½"
3009TS	42½ x 30¼ x 1⅝"	44⅞ x 30¾ x 1½"

# GIANT STACK TRAYS

- molded in one piece from high-density polyethylene with steel reinforcement
- stacks up to 20 high or stacks up to 5'
- 40 lb. load capacity
- comes with two trays



## SPECS

MODEL NUMBER	INSIDE	OUTSIDE
	W x D x H	W x D x H
4897	36½ x 24¼ x 2"	39 x 26 x 3"
4899	42½ x 32½ x 2"	45¼ x 34 x 3"





# ART RACK

- eight vertical compartments for storing art and other large documents
- labeling channels on top and bottom (labels included)
- solid wood core racks for stability and durability
- can be stacked vertically, used side by side or stand alone
- stacks up to two high



## SPECS

MODEL NUMBER	COMPARTMENTS W x D x H	COLOR	W x D x H
3030	4 1/4 x 23 1/2 x 27 5/8"	PURTY	36 x 24 1/4 x 29"

# VERTICAL FILE CABINET

- heavy-duty steel construction
- each drawer holds 24, 18" hanging clamps (order separately) or hanging file folders (model 5038)
- clamps and folders may be combined in same drawer
- key lock included
- ships assembled
- each hanging clamp holds 100 sheets or 20 lbs. (order separately)



ONLY 5039 IS  
GREENGUARD CERTIFIED

## SPECS

MODEL NUMBER	DESCRIPTION	COLOR	W x D x H
5039	VERTICAL FILE CABINET	TROPIC SAND	23 3/4 x 24 x 40 1/2"
5038	HANGING FILE FOLDERS (25/CTN.)	GREEN	18"W x 14"H

# HANGING CLAMPS

- aluminum clamps with black nylon wing knobs provide balanced gripping tension
- clear plastic label holders for easy identification
- each hanging clamp holds 100 sheets or 20 lbs.
- packed six per carton



ONLY 50016 IS  
GREENGUARD CERTIFIED

## SPECS

MODEL NUMBER	RECOMMENDED SHEET SIZE	CLAMP LENGTH
50016	18 x 24"	19 3/4" OVERALL
50026	24 x 36"	25 1/4" OVERALL
50036	30 x 42"	31 1/4" OVERALL
50046	36 x 48"	37 3/4" OVERALL
50056	42 x 60"	43 3/4" OVERALL

# VERTICAL FILING SYSTEMS

## MOBILE STAND

- steel construction
- 12 pivot brackets that swing wide
- holds up to 12 hanging clamps (order separately)
- mobile on four, 3" ball bearing casters (front two locking)



## DATA FILE & EXTENSION

- accessorize mobile stand to hold smaller documents or supplies (by adding model 5056 to the mobile stand item 5026)
- attaches above hanging clamps
- includes extension and 12 data files

## MOBILE PLAN CENTER

- heavy-gauge steel construction
- width adjusts to fit 24–42" hanging clamps (order separately)
- accommodates up to 18 clamps that drop in and lift out
- mobile on four casters (two locking)



## MOBILE VERTICAL FILE

- steel construction
- width adjusts to fit 24–36" hanging clamps (order separately)
- accommodates up to 12 clamps that drop in and lift out
- mobile on four swivel caster (two locking)



## SPECS

	MODEL NUMBER	DESCRIPTION	COLOR	W x D x H
A	5026	MOBILE STAND	TROPIC SAND	27 x 27½-37½ x 43½-61½"
B	5056	DATA FILE & EXTENSION	TROPIC SAND	26½ x 12½ x 8"
C	5060	MOBILE PLAN CENTER	TROPIC SAND	25¾-43¾ x 20½ x 51"
D	5059	MOBILE VERTICAL FILE	TROPIC SAND	27½-39¼ x 16 x 40-52"



# DROP/LIFT WALL RACK

- lift out/drop in up to 1200 sheets
- provides small footprint by extending less than 12"
- holds up to 12 hanging clamps (order separately)
- mounting hardware included



## SPECS

MODEL NUMBER	COLOR	W x D x H
5030	TROPIC SAND	1¼ x 11½ x 7⅞"

# PIVOT WALL RACK

- easy access to hanging clamps
- pivot brackets swing side to side
- unit holds up to 12 hanging clamps (order separately)
- includes 12 pivot brackets and mounting hardware



## SPECS

MODEL NUMBER	DESCRIPTION	COLOR	W x D x H
5016	WALL RACK	TROPIC SAND	24 x 14¾ x 9¾"



SHOWN WITH HANGING CLAMPS (PAGE 400).





## VERTICAL STORAGE CABINETS

- heavy-duty, steel enclosed cabinet
- holds 1200 documents in 12 hanging clamps (clamps ordered separately)
- suspended track slides in and out of cabinet on steel ball-bearing rollers
- piano-hinged, steel reinforced door can be mounted on left or right side
- key locked handle
- shipped assembled




### SPECS

	MODEL NUMBER	DESCRIPTION	COLOR	W x D x H
A	5040	FOR UP TO 24" CLAMPS	TROPIC SAND	16 x 27 x 42½"
B	5041	FOR UP TO 36" CLAMPS	TROPIC SAND	16 x 39 x 54¼"

# DESK SIDE ROLL FILES

## WIRE ROLL FILE

- heavy-gauge steel rods with white plastic coating
- compartments hold any size document
- mobile on 2" all-surface casters
- 4 or 24 tube compartments



## TUBULAR STEEL WIRE ROLL FILE

- lightweight, tubular steel and chrome plate grids
- square tube design
- mobile on twin casters (two locking)
- 12 or 20 tube compartments



## UPRIGHT ROLL FILE

- square tube openings, reinforced with plastic molding
- corrugated fiberboard in walnut woodgrain finish
- 12 or 20 tube compartments

ALL PRODUCTS  
GREENGUARD  
CERTIFIED EXCEPT  
3081 & 3079



## SPECS

	MODEL NUMBER	DESCRIPTION	TUBE SIZE	NUMBER OF TUBES	W x D x H
A	3084	WIRE ROLL FILE	8 x 8"	4	16¼ x 16½ x 30½"
B	3088	WIRE ROLL FILE	3½ x 3½"	24	21 x 14¼ x 31¼"
C	3090	TUBULAR STEEL WIRE ROLL FILE	3¾ x 3¾"	12	18 x 12¾ x 24½"
	3091	TUBULAR STEEL WIRE ROLL FILE	2¾ x 2¾"	20	18 x 12¾ x 24½"
D	3081	UPRIGHT ROLL FILE	2¾ x 2¾"	20	15 x 12 x 22"
	3079	UPRIGHT ROLL FILE	3½ x 3½"	12	15 x 12 x 22"



## KD ROLL FILES

### TUBE-STOR ROLL FILE

- 18 compartment file
- sturdy corrugated fiberboard construction
- economic design allows stacking
- built-in tube length adjuster tabs extend to 24", 30" and 36"
- fits roll sizes up to 3" in diameter
- packed two per carton

### COMPACT KD ROLL FILE

- 16 compartment file
- white corrugated fiberboard
- fits roll sizes up to 3" in diameter



### SPECS

MODEL NUMBER	DESCRIPTION	TUBE SIZE	NUMBER OF TUBES	TAB ADJUSTMENTS	W x D x H
<b>E</b> 3094	TUBE-STOR ROLL FILE	3¾"	18	18", 24", 30"	23½ x 37 x 11½"
<b>F</b> 3098	COMPACT KD ROLL FILE	3"	16	-	12¾ x 37 x 12½"

# MOBILE ROLL FILES



- textured vinyl laminate finish
- grandstand design with option of 8, 21, 20 or 50 square tubes to easily view all documents
- mobile on 2" casters

## SPECS

	MODEL NUMBER	TUBE SIZE	NUMBER OF TUBES	W x D x H
A	3043	3 1/4"	21	30 1/4 x 15 3/4 x 29 1/4"
B	3082	2 3/4"	20	15 1/4 x 13 1/4 x 23 1/4"
C	3045	2 3/4"	8	30 1/4 x 15 3/4 x 29 1/4"
	3083	2 3/4"	50	30 1/4 x 15 3/4 x 29 1/4"



# STEEL ROLL FILES

- anti-rocking, heavy steel construction
- square fiberboard tubes case-hardened with aluminum molding
- stacks up to four high
- 16 or 36 tube option
- each has dust-resistant and reversible doors that feature label grids
- tropic sand finish



## SPECS

	MODEL NUMBER	TUBE SIZE	NUMBER OF TUBES	W x D x H
D	4960	3 1/4"	16	15 1/4 x 38 x 15 1/4"
E	4962	2 1/4"	36	15 1/4 x 38 x 15 1/4"



# AUDIO/VIDEO MICROFORM CABINET



SHOWN WITH OPTIONAL BASE

- heavy-gauge welded steel construction helps dissipate static electricity and may provide electromagnetic radiation protection
- front-to-back steel rod dividers adjustable in 1/2" increments
- wrap around corners and sturdy inner frame
- drawer height 6"
- high quality drawer glides with full drawer extension for quiet operation
- chrome handles and label holders
- stacks up to two high
- optional base raises files 5" off floor (model 4931LG)
- key lock



## SPECS

MODEL NUMBER	DESCRIPTION	COLOR	W x D x H
4935LG	AUDIO/VIDEO STORAGE CABINET	LIGHT GRAY	37 x 17½ x 27¼"
4931LG*	BASE	LIGHT GRAY	37 x 17½ x 5¼"

### STORES MEDIA IN ANY COMBINATION. ADJUSTABLE DIVIDERS HOLD:

4MM TAPES	DVCAM	16MM ROLL FILE	DAT
DVD	35MM ROLL FILE	MINI DVC	BETACAM
MICROFICHE	8MM TAPES	CD	APERTURE CARDS
AUDIO CASSETTES	VHS (SLEEVE)	HI8MP	VHS (CASE)

\*BASE SHIPS VIA SMALL PACKAGE CARRIER







# PLANMASTER HEIGHT- ADJUSTABLE DRAFTING TABLE

- provides height and angle adjustment of traditional 4-post table
- easily raises with spring-assisted mechanism
- adjusts from 29½ – 37½" in height
- top angle adjusts up to 50°
- melamine top
- heavy-duty steel base
- base is compatible with both 48" and 60" tops
- base and top ordered separately



## SPECS

MODEL NUMBER	DESCRIPTION	COLOR	W x D x H
3957	BASE	BLACK	43 x 29½ x 29½-37½"
3948	TOP	WHITE	60 x 37½ x ¾"
3951	TOP	WHITE	47½ x 35½ x ¾"

# PRECISION DRAFTING TABLE

- steel base with 4-post design and stabilizing bars
- includes 12½"w x 29¾"d tool drawer with lock and 38¾"w x 28¾"d reference drawer
- 1" non-glare boards
- angle adjustable up to 50° without tools
- green laminate finish with smooth edges
- base and tops ordered separately



## SPECS

MODEL NUMBER	DESCRIPTION	COLOR	W x D x H
3962GR	BASE	GRAY	56½ x 30½ x 35½"
3952	TOP	GREEN	60 x 37½ x 1"
3953	TOP	GREEN	72 x 37½ x 1"



# HEIGHT-ADJUSTABLE SPLIT-LEVEL DRAFTING TABLE

- adjusts to allow users to sit or stand
- height adjusts from 26–37¼" h
- top tilts up to 50° to accommodate user preference or project needs
- top shelf for storing supplies
- steel frame and wood grain melamine top



## SPECS

MODEL NUMBER	DESCRIPTION	COLOR	OVERALL W x D x H	TOP W x D	SIDE W x D	TILTABLE TOP W x D
3965MO	SPLIT-LEVEL DRAFTING TABLE	MEDIUM OAK	47¼ x 29¾ x 26-37¼"	47¼ x 10"	15¾ x 19¾"	31½ x 19¾"



IMAGE FEATURES ZENERGY™ BALL CHAIR (PG. 52), VAMP™ LED LIGHT (PG. 232) & ONYX™ MINI DESKTOP ORGANIZER (PG. 213).