

Imperial & Regal Shelving



SYSTEMS FOR SUCCESS

Imperial Shelving

Choice of Uprights

Choose from open uprights that allow complete visibility of material or closed uprights for a more finished appearance.

Pre-configured Units


Individual units are available in 76" and 88" tall and widths of 36" and 48". Everything you need is packaged in one carton.

Super Strong Framework

Steel shoulder rivets, combined with steel uprights and shelf supports, offer a 400 lb. capacity per shelf.

Large, Adjustable Dividers with Backstop

Extra-large 7 1/2" high shelf dividers adjust in 2" increments and keep folders upright, while backstop keeps folders from falling off shelf.



Easy, Tool-Free Assembly

Imperial's unique Keyhole Slot design offers time saving snap-together assembly without tools.

Expandability

Attach any number of add-on units to create a row or filing configuration.

No Sway Braces Required

Rigid framework requires no nuts, bolts or sway braces for obstacle-free access to files.

Adjustable Steel Shelves

Shelves adjust vertically in 1 1/2" increments to fit your exact requirements.

Double Wall Uprights

Double wall post construction conceals the keyhole slots for a clean, attractive appearance. Great for offices!

Regal Shelving

Pre-configured Units

Individual units are available in 76" height and 36" wide in 12", 15" and 18" depths. Everything you need is conveniently packaged in one carton.

Double Wall Uprights

Double wall post construction conceals the keyhole slots for a clean, attractive appearance. Great for offices!

Easy, Tool-Free Assembly

Regal's unique Keyhole Slot design offers time saving snap-together assembly without tools.



Wood-Look Shelves

Regal shelves incorporate a 30 gram laminate overlay with a light oak finish over 5/8" particle board. Shelves hold up to 600 lbs. per shelf and stand up to almost any storage application.

Adjustable Shelves

Shelves are adjustable in 1 1/2" increments to create custom openings for books, binders, supplies and more.

Obstacle-Free Access

Regal's framework requires no nuts, bolts, or sway braces offering obstacle-free access from all sides.

Imperial Shelving Systems

Imperial Shelving is the ideal solution for all your filing needs— especially in the office. Its unique space saving design saves up to 60% floor space when compared to conventional filing equipment.

Imperial Shelving can be used within the office environment anywhere tab filing is used. It makes files more visible when using a color-coding system, and more accessible by keeping them upright and orderly.

Regal Shelving Systems

Regal Shelving offers built-in versatility. Its strength and durability make it useful anywhere in your business— front office, storage rooms or factory.

Unlike lesser made shelving that uses tab connectors, Regal Shelving components snap together with steel shoulder rivets. This added strength makes it sturdy enough for warehouse applications, yet attractive enough for the front office.

More Storage in Less Space



Imperial Shelving saves precious floor space by taking advantage of ample vertical space. Most applications result in space savings of up to 60% – at a fraction of the cost of conventional vertical or lateral drawer files.

Easy Access & Visibility



Filing doesn't have to be a chore. Imperial's large dividers offer the right combination of end tab folder visibility and easy retrieval.

Looks Great in Any Décor




Imperial's unique construction offers a smooth, clean, attractive appearance. Its unique design conceals supports and keyhole slots, while the shelf lip covers the shelf support making it appropriate for any office application.

Exceptional Durability



No comparable shelving offers greater strength. Regal's unique design creates a framework capable of supporting up to 600 lbs per shelf.

Versatility Beyond Compare



You just can't find a shelving system like Regal that meets the needs of so many storage applications.

Attractive, Yet Strong



Regal's exceptionally strong wood-look laminated shelves make it a perfect fit in today's business world.

Imperial Shelving System

Cat. No.	No. of Openings	W	D	H	Wt.
----------	-----------------	---	---	---	-----

OPEN

STARTER

1276P	6	36	12	76	107
127648P	6	48	12	76	138
1576P	6	36	15	76	119
1288P	7	36	12	88	124
128848P	7	48	12	88	148
1588P	7	36	15	88	127

ADD-ON

1276A	6	36	12	76	103
127648A	6	48	12	76	127
1576A	6	36	15	76	110
1288A	7	36	12	88	117
128848A	7	48	12	88	145
1588A	7	36	15	88	124

Cat. No.	No. of Openings	W	D	H	Wt.
----------	-----------------	---	---	---	-----

CLOSED

STARTER

1276PC	6	36	12	76	117
127648PC	6	48	12	76	140
1576PC	6	36	15	76	125
1288PC	7	36	12	88	133
128848PC	7	48	12	88	156
1588PC	7	36	15	88	145

ADD-ON

1276AC	6	36	12	76	108
127648AC	6	48	12	76	130
1576AC	6	36	15	76	114
1288AC	7	36	12	88	125
128848AC	7	48	12	88	147
1588AC	7	36	15	88	132

Regal Shelving System

Cat. No.	No. of Openings	W	D	H	Wt.
----------	-----------------	---	---	---	-----

STARTER

RGL-1236S	5	36	12	76	87
RGL-1536S	5	36	15	76	99
RGL-1836S	5	36	18	76	112

Cat. No.	No. of Openings	W	D	H	Wt.
----------	-----------------	---	---	---	-----

ADD-ON

RGL-1236A	5	36	12	76	80
RGL-1536A	5	36	15	76	94
RGL-1836A	5	36	18	76	102

Accessories

Cat. No.	Item No.	W	D	H	Wt.
----------	----------	---	---	---	-----

Ref. Shelf	RSMB-12	30	12	5/8	16.3
Divider Kit	RSDK-12	-	-	-	11.2

Cat. No.	Item No.	W	D	H	Wt.
----------	----------	---	---	---	-----

Book Stop	BSN6	4 5/8	1 3/4	6	.6
Book Stop	BSN9	4 5/8	1 3/4	9	1.1


Easy Assembly



1. Place uprights opposite each other, held in place with a shelf support. Then, starting at the bottom, insert two additional shelf supports.




2. Lay a shelf over the bottom shelf supports. Then, moving upward, continue to add supports and shelves at each level.



3. Add extra sections by using "T" uprights as common center posts and finish the row with "L" uprights. Install shelves as before.

SYSTEMS FOR SUCCESS

Keep Information Private and Secure



We offers three options to secure business and medical documents. Choose from (A) Hinged Style Locking Doors, (B) Sliding Locking Doors or (C) Rollup Locking Tambour Door. Door options can be added to new or existing installations. Each meets HIPAA*

healthcare privacy regulations for safeguarding personal health information.

Endless Storage Possibilities

The combination of Regal and Imperial offers hundreds of office storage possibilities.



Regal Shelving is perfect for large or odd-sized materials.



Imperial Shelving makes your company's records easily accessible.



Regal Shelving is great for office supplies or storing light industrial replacement parts.

Accessories



Divider Kit
(Regal Units Only)

Keep filing materials upright and accessible with this infinitely adjustable wire divider. Kit includes one back stop, one fixed divider, and one sliding divider per shelf level.



Book Stop
(Regal Units Only)

Keep books upright with either a 6" (shown) or 9" high book stop.



Reference Shelf
(Regal & Imperial Units)

Create a convenient pull-out work space with our sliding Reference Shelf. (Note: Reduces filing space or storage space by 1".)

*Health Insurance Portability and Accountability Act of 1996

SYSTEMS FOR SUCCESS

All Imperial and Regal shelving units are painted with a tough, baked-on enamel finish to ensure years of lasting beauty.

Sand



Woodgrain



Finishes shown above are only representative of the actual finishes. If greater accuracy is required contact us for additional information.

We offers a wide variety of filing and storage systems, steel office furniture, industrial and institutional shelving, lockers and shop equipment.

For additional information on other products, contact:



American Filing Solutions
P.O. Box 891719, Temecula, CA 92589
Toll Free: (888) 891-1970 x 8958
Fax: (888) 891-9970
Email: sales@FilingToday.com
www.FilingToday.com