


Create Your Own Cabinet Configuration

1. Decide which of the four F/S Cabinet models is appropriate for your organizing/collating/storing/or storage needs. Models are available 36" wide or 42" wide, and 64 1/2" high or 80" high.
2. Note the interior height and width of the model you specify (see specifications for Empty Cabinets below).
3. Configure the empty cabinet with components as shown below such that the total height and width of the components fits the interior height and width of the cabinet. All components adjust on 1/2" vertical increments.

Take 35% Off Current List Price.

Empty Cabinets

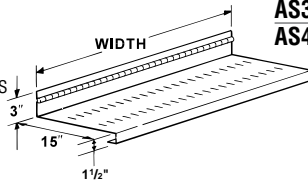
Depth, 16"; accommodate either 12" or 15" deep shelves. Sides have built-in shelf supports.



Model No.	Width		Height		Doors	Wt./ Cartons	List Price
	Int.	Ext.	Int.	Ext.			
3665DX1	34"	36"	57 1/2"	64 1/2"	Yes	194# / 1	\$2024
3665NX1					No	149# / 1	\$1444
3680DX1			73"	80"	Yes	230# / 1	\$2196
3680NX1					No	180# / 1	\$1502
4265DX1	40"	42"	57 1/2"	64 1/2"	Yes	217# / 1	\$2202
4265NX1					No	166# / 1	\$1485
4280DX1			73"	80"	Yes	258# / 1	\$2393
4280NX1					No	196# / 1	\$1614

Adjustable Master Shelves

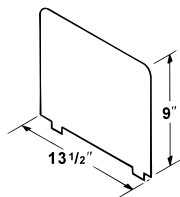
Adjust vertically on 1/2" increments. For bulk storage; or accepts shelf supports or dividers on 1" horizontal increments.



Model No.	Shelf Width	Wt./ Cartons	List Price
AS36F	34" (for 36"-wide cabinets)	16.8# / 1	\$139
AS42F	40" (for 42"-wide cabinets)	19.5# / 1	\$152

Dividers

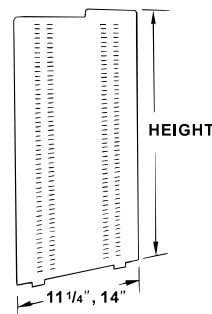
Separate binders or other media. Place on adjustable master shelves or cabinet bottom on 1" horizontal increments.



Model No.	Wt.	List Price
D09GS03 (3)	6.9# / 1	\$45
D09GS10 (10)	23.0# / 1	\$150

Shelf Supports

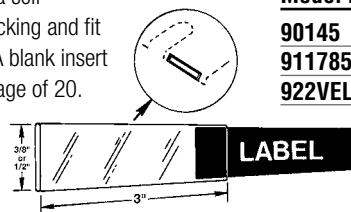
Not needed at sides of cabinet where shelf support is built in. Place on cabinet bottom or adjustable master shelves on 1" horizontal increments.



Model No.	Height	Depth	For Shelf Depth of	Wt.	List Price
SS24LM01	21"	11 1/4"	12"	4.7#	\$36
SS24GM01		14"	15"	5.3#	\$43
SS33LM01	30"	11 1/4"	12"	6.0#	\$41
SS33GM01		14"	15"	7.0#	\$51
SS41LM01	38"	11 1/4"	12"	7.3#	\$51
SS41GM01		14"	15"	8.4#	\$60
SS48LM01	45"	11 1/4"	12"	8.4#	\$60
SS48GM01		14"	15"	9.7#	\$68
SS65LS101	57"	11 1/4"	12"	10.6#	\$77
SS65GS101		14"	15"	12.3#	\$108
SS80LS101	72"	11 1/4"	12"	13.0#	\$102
SS80GS101		14"	15"	15.0#	\$130

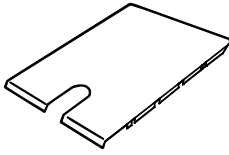
Label Holders

Transparent Label Holders have a self-adhesive, magnetic, or velcro backing and fit securely on beveled shelf front. A blank insert with four sides is included. Package of 20.



Model No.	Description	Width	Height	Wt.	List Price
90145	Self-adhesive	3"	3/8"	1 oz.	\$21
911785	Magnetic	3"	1/2"	3 oz.	\$34
922VEL	Velcro	3"	1/2"	3 oz.	\$32

Prices and specifications subject to change without notice.

FORMS/STORAGE CABINETS COMPONENTS**Shelves****Take 35% Off Current List Price.****Kwik-Shelf® Shelving System**

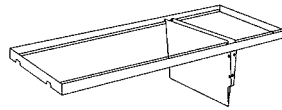
Shelves fit between Shelf Supports to create sorting or storage pockets for paper, forms, or other media. Each shelf locks firmly in place, yet removes quickly for easy reconfiguration. Shelves are 18-gauge.

6-Shelf Package

Model No.	Width	Depth	Wt. per shelf	List Price
0412P06	4"	12"	.5#	\$61
0512P06	5"	12"	.75#	\$65
0515P06	5"	15"	1.0#	\$69
0612P06	6"	12"	.75#	\$68
0712P06	7"	12"	1.0#	\$70
0812P06	8"	12"	1.05#	\$83
0912P06	9"	12"	1.05#	\$90
0915P06	9"	15"	2.0#	\$106
1012P06	10"	12"	1.15#	\$96
1015P06	10"	15"	1.5#	\$111
1112P06	11"	12"	1.25#	\$101
1115P06	11"	15"	1.65#	\$112
1212P06	12"	12"	1.4#	\$103
1215P06	12"	15"	1.75#	\$115
1412P06	14"	12"	2.3#	\$139
1415P06	14"	15"	2.75#	\$154
1515P06	15"	15"	2.9#	\$169
1612P06	16"	12"	2.8#	\$162
1615P06	16"	15"	3.0#	\$182

Rails

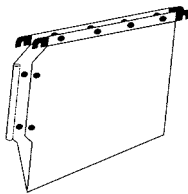
Accommodate Suspended Pockets; ideal for storage of forms or paper where space is at a premium and frequent handling for storage and/or retrieval is not required. Height, 1" (allow 11" for Rail with Suspended Pockets). Graphite only.



Model No.	Depth	Wt./ Cartons	Width	List Price
AR42	14 3/4"	5# /1	39 1/2" (for 42"-wide cabinets)	\$154
AR36	14 3/4"	4# /1	33 1/2" (for 36"-wide cabinets)	\$140

Suspended Pockets

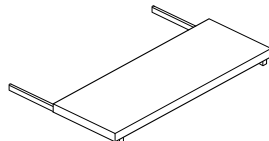
V-bottom Suspended Pockets hang from Rails (above). Set of 25 includes labels (4 1/2" x 1/4"). Snap-together feature simplifies sorting. Heavy-duty orange kraft.



Model No.	Height	Width	Depth	Wt./ Cartons	List Price
MSPV	10 13/16"	3/8"	13"	7# /1	\$133

Roll-Out Shelves

Make an ideal temporary, extended worksurface where space is tight. When fully extended on slides (10" maximum), detent locks shelf in place. 1" thick low-pressure laminate top with high-density particleboard core; radiused 3mm PVC edge. Height 3".



Model No.	Depth	Wt./ Cartons	Width	List Price
ARS42	15"	31# /1	39 3/4" (for 42"-wide cabinets)	\$459
ARS36	15"	27# /1	33 3/4" (for 36"-wide cabinets)	\$436

Prices and specifications subject to change without notice.