


HALE BOOKCASES & ACCESSORIES

Table of Contents

48 Series.....	2
200 Series.....	2-3
300 Sectionals.....	3-5
400 Series.....	6
500 Series.....	6
754 Library Case.....	7
800 Sectionals.....	7
1100 Series/Quick Ship.....	8
Bookcase Accessories.....	9
Bookcase Customizations.....	10
Door Options.....	10
Custom Design.....	11

*Catalog Page 13

"48" Traditional Series



Open Bookcase

Item	Description	Lbs	Price
#3036	30"H x 36 $\frac{1}{4}$ "W x 10 $\frac{1}{4}$ "D, 1 Adj. Shelf	50#	584.00
#3636	36"H x 36 $\frac{1}{4}$ "W x 10 $\frac{1}{4}$ "D, 2 Adj. Shelves	55#	678.00
#4836	48"H x 36 $\frac{1}{4}$ "W x 10 $\frac{1}{4}$ "D, 3 Adj. Shelves	70#	813.00
#6036	60"H x 36 $\frac{1}{4}$ "W x 10 $\frac{1}{4}$ "D, 4 Adj. Shelves	85#	976.00
#7236	72"H x 36 $\frac{1}{4}$ "W x 10 $\frac{1}{4}$ "D, 5 Adj. Shelves	100#	1102.00
#8436	84"H x 36 $\frac{1}{4}$ "W x 10 $\frac{1}{4}$ "D, 6 Adj. Shelves	115#	1294.00

*Additional shelves FOB factory \$53 ea.

*Catalog Pgs 2-4 & Supplement

200 Signature Series



Open Bookcase - Standard Depth

*Additional shelves FOB factory \$87 ea. See catalog pg. 3 to specify top edge profile

Item	Description	Lbs.	Price
#230	30"H x 36"W x 11 $\frac{1}{2}$ "D, 1 Adj. Shelf	75#	658.00
#236	36"H x 36"W x 11 $\frac{1}{2}$ "D, 2 Adj. Shelves	95#	768.00
#248	48"H x 36"W x 11 $\frac{1}{2}$ "D, 3 Adj. Shelves	110#	927.00
#260	60"H x 36"W x 11 $\frac{1}{2}$ "D, 4 Adj. Shelves	145#	1144.00
#272	72"H x 36"W x 11 $\frac{1}{2}$ "D, 5 Adj. Shelves	155#	1277.00
#284	84"H x 36"W x 11 $\frac{1}{2}$ "D, 6 Adj. Shelves	195#	1425.00

{ SEE PAGE 10 FOR CUSTOMIZATIONS }



Deep Storage

*Additional shelves FOB factory \$175 ea. See catalog pg. 3 to specify top edge profile

Item	Description	Lbs.	Price
#230-24	30"H x 36"W x 23 $\frac{3}{4}$ "D, 1 Adj. Shelf	97#	1039.00
#236-24	36"H x 36"W x 23 $\frac{3}{4}$ "D, 2 Adj. Shelves	123#	1231.00
#248-24	48"H x 36"W x 23 $\frac{3}{4}$ "D, 3 Adj. Shelves	142#	1519.00
#260-24	60"H x 36"W x 23 $\frac{3}{4}$ "D, 4 Adj. Shelves	187#	1841.00
#272-24	72"H x 36"W x 23 $\frac{3}{4}$ "D, 5 Adj. Shelves	260#	2137.00
#284-24	84"H x 36"W x 23 $\frac{3}{4}$ "D, 6 Adj. Shelves	302#	2428.00



Outside Quarter Round

*Additional shelves FOB factory \$45 ea. See catalog pg. 3 to specify top edge profile

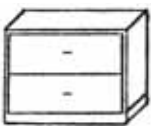
Item	Description	Lbs.	Price
#230-QR	30"H x 11 $\frac{1}{2}$ "W x 11 $\frac{1}{2}$ "D, 1 Adj. Shelf	26#	658.00
#236-QR	36"H x 11 $\frac{1}{2}$ "W x 11 $\frac{1}{2}$ "D, 2 Adj. Shelves	34#	768.00
#248-QR	48"H x 11 $\frac{1}{2}$ "W x 11 $\frac{1}{2}$ "D, 3 Adj. Shelves	39#	927.00
#260-QR	60"H x 11 $\frac{1}{2}$ "W x 11 $\frac{1}{2}$ "D, 4 Adj. Shelves	51#	1144.00
#272-QR	72"H x 11 $\frac{1}{2}$ "W x 11 $\frac{1}{2}$ "D, 5 Adj. Shelves	55#	1277.00
#284-QR	84"H x 11 $\frac{1}{2}$ "W x 11 $\frac{1}{2}$ "D, 6 Adj. Shelves	69#	1425.00



Inside Corner

*Additional shelves FOB factory \$180 ea. See catalog pg. 3 to specify top edge profile

Item	Description	Lbs.	Price
#230-L	30"H x 24" x 24"W x 11 $\frac{1}{2}$ "D, 1 Adj. Shelf	84#	1394.00
#236-L	36"H x 24" x 24"W x 11 $\frac{1}{2}$ "D, 2 Adj. Shelves	106#	1742.00
#248-L	48"H x 24" x 24"W x 11 $\frac{1}{2}$ "D, 3 Adj. Shelves	123#	2095.00
#260-L	60"H x 24" x 24"W x 11 $\frac{1}{2}$ "D, 4 Adj. Shelves	162#	2554.00
#272-L	72"H x 24" x 24"W x 11 $\frac{1}{2}$ "D, 5 Adj. Shelves	174#	3000.00
#284-L	84"H x 24" x 24"W x 11 $\frac{1}{2}$ "D, 6 Adj. Shelves	218#	3326.00



Two Drawer Lateral File

*See catalog pg. 3 to specify top edge profile

Item	Description	Lbs.	Price
#230-18	Two drawer lateral file with built in file holders, two positions, legal and letter. 1inch thick solid construction, 30"H x 36"W x 18 $\frac{3}{4}$ "D Overall dimensions. Locks optional \$55.00 List Ea. See catalog pg. #9 for selection of 7 different door pull options.	160#	1880.00



Showcase

*See catalog pg. 3 to specify top edge profile

Item	Description	Lbs.	Price
#242-17	42"H x 36"W x 16 $\frac{3}{4}$ "D. Two adjustable glass shelves and glass top inlay. Hinged glass door.	165#	2398.00
#278-17	Showcase 78 $\frac{1}{2}$ "H x 36"W x 16 $\frac{3}{4}$ "D. 4 adjustable & 1 fixed 3/8" thick glass shelves standard. Birch Only	320#	2963.00

Locks Standard

Additional glass shelves FOB factory \$72 ea. *See catalog pg. 9 for selection of 7 different door pull options.

*Catalog Pgs 2-4 & Supplement

200 Signature Series— continued



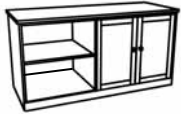
Exhibit Case

*See catalog pg. 3 to specify top edge profile

Item	Description	Lbs.	Price
#T4836EX	36"H x 49-1/2"W x 30-1/2"D Exhibit Case with 1/4"thick top and side glass panels. Wood Bottom. Side hinged glass door. 43"W x 20"D x 13"D inside clearance. Birch Only	185#	2493.00

Locks Standard

200 Signature Series— Entertainment Units



Design Your Own!

*See catalog pg. 3 to specify top edge profile

First, start with one of these basic units:

*See catalog page 9 for Door & Drawer Pull options.

Item	Description	Lbs.	Price
#230-24	30"H x 36"W x 23-3/4"D, 1 Adj. Shelf <i>Additional Shelves FOB Factory \$168.00 List Each</i>	97#	1009.00
#230-24-48	30"H x 48"W x 23-3/4"D, 1 Adj. Shelves <i>Additional Shelves FOB Factory \$217.00 List Each</i>	125#	1357.00
#230-24-60	30"H x 60"W x 23-3/4"D, 1 Center Partition and 1 adj. shelf each side <i>Additional Shelves FOB Factory \$168.00 List Each</i>	145#	1962.00



Then, add options:

Item	Description	Lbs.	Price
#CRCD	7-1/4"H CD Drawer* <i>*up to 48"W, for 60"W use (2) 30"W Drawers and 1 Center Partition</i>	12#	457.00
#CRCP	Center Partition	10#	182.00
#CR17H/G-L	17"W Left Hanging Hinged Glass Door*	10#	219.00
#CR17H/G-R	17"W Right Hanging Hinged Glass Door* <i>*For wood panels in place of glass, add \$45 per set to above prices— order "W" instead of "G"</i>	10#	219.00
#CRPOS	Pull Out Shelf	15#	349.00
#CRPOSBU	Built-up Bottom Shelf to Hide Wires	15#	318.00
#CRGROM	Grommets— specify placement		37.00
#CRNOTCH	Shelf Notch— for wire chase (does not include shelf)		10.00
	Height, Cut Down		20.00
	Width, Cut Down		40.00
	Depth, Cut Down		40.00
	Door Locks		55.00
	Drawer Locks		55.00

Please call for units over 60"W— 1-888-891-1970 or 1-951-694-4150

*Catalog Pgs 10/33 & Supplement

300 Sectional Series




Standard Depth Receding Door Book Section Stack

Item	Description	Lbs.	Price
#349	49"H x 34 1/4"W x 11 1/4". Complete case with two 312 sections and one 314 section. Top and Leg Base.	79#	1246.00

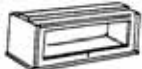
Locks are available- \$55 Ea.

Standard Depth Square Top



Item	Description	Lbs.	Price
#34	3"H x 34 1/4"W x 11 1/4"D	8#	145.00

Standard Depth Receding Door Book Sections



Item	Description	Lbs.	Price
#312	Outside Dimensions 12 1/4"H x 34 1/4"W x 11 1/4"D Inside Dimensions 10"H x 32"W x 9 1/2"D	20#	322.00
#314	Outside Dimensions 14 1/4"H x 34 1/4"W x 11 1/4"D Inside Dimensions 11 3/4"H x 32"W x 9 1/2"D	23#	333.00

*Catalog Pgs 10/33 & Supplement

300 Sectional Series— continued


Standard Depth, Cabinet Double Door Book Sections



Item	Description	Lbs.	Price
#312-DD	Outside Dimensions 12¼"H x 34¼"W x 11¼"D Inside Dimensions 9¾"H x 32"W x 9½"D	26#	342.00
#314-DD	Outside Dimensions 14¼"H x 34¼"W x 11¼"D Inside Dimensions 11¾"H x 32"W x 9½"D	30#	351.00

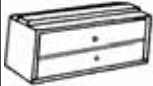
Glass Available Upon Request

Standard Depth, Raised Panel Door Book Sections



Item	Description	Lbs.	Price
#312-RP	Outside Dimensions 12¼"H x 34¼"W x 11¼"D Inside Dimensions 9¾"H x 32"W x 9½"D	26#	355.00
#314-RP	Outside Dimensions 14¼"H x 34¼"W x 11¼"D Inside Dimensions 11¾"H x 32"W x 9½"D	30#	376.00

Standard Two Pullout Storage Drawers



Item	Description	Lbs.	Price
#314-SD	Outside Dimensions 14¼"H x 34¼"W x 11¼"D Inside Dimensions 4½"H x 30"W x 8"D	38#	603.00

Standard Depth, Square Leg Base



Item	Description	Lbs.	Price
#39	7¼"H x 34¼"W x 11¼"D	8#	124.00

Standard Depth, Closed Box Base



Item	Description	Lbs.	Price
#345	5"H x 34¼"W x 11¼"D	8#	124.00

Standard Depth, Pull Out Posting Shelf



Item	Description	Lbs.	Price
#32	2"H x 34¼"W x 11¼"D Pulled out useable surface area 9½"D x 32"W	14#	234.00

Extra Deep Receding Door Book Section Stack



Item	Description	Lbs.	Price
#3129*	56¾"H x 34¼"W x 13¾"D. Complete case with three 31115 sections, Top and Square Leg Base.	98#	1517.00

Locks Are Available - \$55 Ea.

Extra Deep Square Top



Item	Description	Lbs.	Price
#3114*	3"H x 34¼"W x 13¾"D	10#	165.00

Extra Deep Receding Door Section



Item	Description	Lbs.	Price
#31115*	Outside Dimensions 15½"H x 34¼"W x 13¾"D Inside Dimensions 13"H x 32"W x 12"D	26#	408.00

Extra Deep Raised Panel Door Book Sections



Item	Description	Lbs.	Price
#31115-RP	Outside Dimensions 15½"H x 34¼"W x 13¾"D Inside Dimensions 13"H x 32"W x 12"D	26#	451.00

Extra Deep Double Door Book Sections



Item	Description	Lbs.	Price
#31115-DD	Outside Dimensions 15½"H x 34¼"W x 13¾"D Inside Dimensions 13"H x 32"W x 12"D	26#	465.00

Extra Deep Square Leg Base

















Item	Description	Lbs.	Price
#3119*	7¼"H x 34½"W x 13¾"D	10#	128.00

* Note: Deep Sections are available in Birch & Oak species only.

*Catalog Pgs 10/33 & Supplement

300 Sectional Series— continued

	Extra Deep Closed Box Base			
Item	Description	Lbs.	Price	
#3145*	5"H x 34¼"W x 13¾"D	10#	128.00	
	Extra Deep Pull Out Posting Shelf			
Item	Description	Lbs.	Price	
#3112*	2"H x 34¼"W x 13¾"D Pulled out useable surface area: 32"W x 11¾"D.	23#	253.00	
	Lateral File Sectional Stack	<i>Locks Optional \$55.00 Ea.</i>		
Item	Description	Lbs.	Price	
#3009L	53"H x 34¼"W x 19 7/8"D Quantity (3) 314-20 with Crown and Leg Base	213#	2194.00	
	Lateral File Crown			
Item	Description	Lbs.	Price	
#34-20	3"H x 34¼"W x 19 7/8"D (outside)	15#	174.00	
	Lateral File Section	<i>Locks Optional \$55.00 Ea.</i>		
Item	Description	Lbs.	Price	
#314-20	14¼" H x 34¼"W x 19 7/8"D (each section, outside) 10½"H x 30" W x 16½"D (each section, inside)	61#	626.00	
	Leg Base			
Item	Description	Lbs.	Price	
#39-20	7¼"H x 34¼"W x 19 7/8"D (outside)	15#	142.00	
	Lateral File Closed Box Base			
Item	Description	Lbs.	Price	
#345-20	5"H x 34¼"W x 19 7/8"D (outside)	15#	142.00	
	Lateral File to Standard Section Reducer Crown			
Item	Description	Lbs.	Price	
#34-20R	3"H x 34¼" W x 19-7/8" D. Crown allows standard depth book section to stack on lateral files.	15#	174.00	
	Lateral File to Deep Section Reducer Crown			
Item	Description	Lbs.	Price	
#34-20RDS	3"H x 34¼" W x 19-7/8" D. Crown allows deep book section to stack on lateral files.	15#	174.00	
	Vertical File Sectional Stack	<i>Locks Optional \$55.00 Ea.</i>		
Item	Description	Lbs.	Price	
#3009V	53"H x 17¼"W x 19 7/8"D Quantity (3) 314-20V with Crown and Leg Base	213#	1751.00	
	Vertical File Crown			
Item	Description	Lbs.	Price	
#34-20V	3"H x 17¼"W x 19 7/8"D (outside)	15#	158.00	
	Vertical File Section	<i>Locks Not Included \$55.00 Ea.</i>		
Item	Description	Lbs.	Price	
#314-20V	14¼" H x 17¼"W x 19 7/8"D (outside) 10"H x 15" W x 16½"D (each section inside)	61#	497.00	
	Vertical File Leg Base			
Item	Description	Lbs.	Price	
#39-20V	7¼"H x 17¼"W x 19 7/8"D (outside)	15#	102.00	
	Vertical File Closed Box Base			
Item	Description	Lbs.	Price	
#345-20V	5"H x 17¼"W x 19 7/8"D (outside)	15#	102.00	

* Note: Deep Sections are available in Birch & Oak species only.

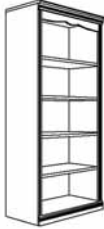
NEW!

400 Century Series



400 Series, Face Frame Bookcase - Standard Depth *Additional Shelves FOB factory \$87 ea.

Item	Description	Lbs.	Price
#430	30"H x 36"W x 12¾"D. 1 Adjustable Shelf	55#	723.00
#436	36"H x 36"W x 12¾"D. 2 Adjustable Shelves	65#	815.00
#448	48"H x 36"W x 12¾"D. 3 Adjustable Shelves	85#	993.00
#460	60"H x 36"W x 12¾"D. 4 Adjustable Shelves	105#	1184.00
#472	72"H x 36"W x 12¾"D. 5 Adjustable Shelves	120#	1343.00
#484	84"H x 36"W x 12¾"D. 6 Adjustable Shelves	135#	1484.00



400 Series, Face Frame Bookcase - Deep Storage *Additional Shelves FOB factory \$175 ea.

Item	Description	Lbs.	Price
#430-18	30"H x 36"W x 17¾"D. 1 Adjustable Shelf	70#	906.00
#436-18	36"H x 36"W x 17¾"D. 2 Adjustable Shelves	85#	1074.00
#448-18	48"H x 36"W x 17¾"D. 3 Adjustable Shelves	110#	1350.00
#460-18	60"H x 36"W x 17¾"D. 4 Adjustable Shelves	135#	1651.00
#472-18	72"H x 36"W x 17¾"D. 5 Adjustable Shelves	160#	1892.00
#484-18	84"H x 36"W x 17¾"D. 6 Adjustable Shelves	175#	2137.00

*Catalog Pages 8 & 14

500 LTD Series

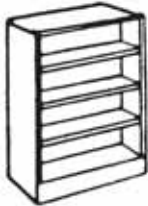


Open Bookcase - Standard Depth

*Additional shelves FOB factory \$87 ea.

Item	Description	Lbs.	Price
#530	30"H x 36"W x 11¾"D, 1 Adjustable Shelf	70#	538.00
#536	36"H x 36"W x 11¾"D, 2 Adjustable Shelves	90#	631.00
#548	48"H x 36"W x 11¾"D, 3 Adjustable Shelves	105#	794.00
#560	60"H x 36"W x 11¾"D, 4 Adjustable Shelves	140#	969.00
#572	72"H x 36"W x 11¾"D, 5 Adjustable Shelves	150#	1129.00
#584	84"H x 36"W x 11¾"D, 6 Adjustable Shelves	190#	1276.00

{ SEE PAGE 10 FOR CUSTOMIZATIONS }



Deep Storage

*Additional shelves FOB factory \$175 ea.

Item	Description	Lbs.	Price
#530-24	30"H x 36"W x 23¾"D, 1 Adjustable Shelf	90#	862.00
#536-24	36"H x 36"W x 23¾"D, 2 Adjustable Shelves	116#	1047.00
#548-24	48"H x 36"W x 23¾"D, 3 Adjustable Shelves	135#	1344.00
#560-24	60"H x 36"W x 23¾"D, 4 Adjustable Shelves	181#	1668.00
#572-24	72"H x 36"W x 23¾"D, 5 Adjustable Shelves	194#	1942.00
#584-24	84"H x 36"W x 23¾"D, 6 Adjustable Shelves	245#	2241.00



Outside Quarter Round

*Additional shelves FOB factory \$45 ea.

Item	Description	Lbs.	Price
#530-QR	30"H x 11¾"W x 11¾"D, 1 Adjustable Shelf	25#	538.00
#536-QR	36"H x 11¾"W x 11¾"D, 2 Adjustable Shelves	32#	631.00
#548-QR	48"H x 11¾"W x 11¾"D, 3 Adjustable Shelves	37#	794.00
#560-QR	60"H x 11¾"W x 11¾"D, 4 Adjustable Shelves	50#	969.00
#572-QR	72"H x 11¾"W x 11¾"D, 5 Adjustable Shelves	53#	1129.00
#584-QR	84"H x 11¾"W x 11¾"D, 6 Adjustable Shelves	67#	1236.00




Inside Corner

*Additional shelves FOB factory \$180 ea.

Item	Description	Lbs.	Price
#530L	30"H x 24"W x 24"W x 11¾"D, 1 Adjustable Shelf	78#	965.00
#536L	36"H x 24"W x 24"W x 11¾"D, 2 Adjustable Shelves	101#	1165.00
#548L	48"H x 24"W x 24"W x 11¾"D, 3 Adjustable Shelves	118#	1424.00
#560L	60"H x 24"W x 24"W x 11¾"D, 4 Adjustable Shelves	157#	1786.00
#572L	72"H x 24"W x 24"W x 11¾"D, 5 Adjustable Shelves	168#	2131.00
#584L	84"H x 24"W x 24"W x 11¾"D, 6 Adjustable Shelves	213#	2381.00

*Catalog Page 5

754 Traditional Library Case



754 Traditional Library Case

Item	Description	Lbs.	Price
#754	Glass Hinged Doors, 3 Adjustable Shelves, Locks Standard, 53"H x 41"W x 12-5/8"D. Shelf Depth 10½". Available in Birch or Oak only. <i>Additional Shelf sets FOB Factory, \$79 set of 2. Substitute wood panel doors at \$118 upcharge.</i>	145#	1788.00

*Catalog Page 12

800 Sectional Series



Standard Receding Door Sectional Stack

Item	Description	Lbs.	Price
#817	53½"H x 34¼"W x 11½"D. Complete case with two 813 Sections, one 811 Section, 851 Top and 847 Square Leg Base.	89#	1356.00

Locks are available- \$55 Ea.

Standard Crown



Item	Description	Lbs.	Price
#851	3"H x 34¼"W x 11½"D	8#	181.00

Standard Receding Door Sections



Item	Description	Lbs.	Price
#811	Outside Dimensions: 13-1/8"H x 34¼"W x 11½"D. Inside Dimensions: 10¾"H x 32"W x 10"D.	23#	341.00
#813	Outside Dimensions: 15-1/8"H x 34¼"W x 11½"D. Inside Dimensions: 12¾"H x 32"W x 10"D.	25#	358.00

Locks are available- \$55 Ea.

Standard Leg Base



Item	Description	Lbs.	Price
#847	7-1/8"H x 34¼"W x 11½"D.	8#	118.00

Standard Closed Box Base



Item	Description	Lbs.	Price
#845	5"H x 34¼"W x 11½"D.	8#	118.00

Standard Pull Out Posting Shelf



Item	Description	Lbs.	Price
#82	2"H x 34¼"W x 11¼"D. Pulled Out useable surface area: 32"W x 9¾"D.	14#	234.00



Deep Storage Receding Door Sectional Stack

Item	Description	Lbs.	Price
#817-12	53½"H x 34¼"W x 13½"D. Complete case with two 813-12 and one 811-12 Section, 851-12 Top and 847-12 Leg Base.	99#	1481.00

Locks are available- \$55 Ea.

Deep Crown



Item	Description	Lbs.	Price
#851-12	3"H x 34¼"W x 13½"D.	10#	198.00

Deep Receding Door Sections



Item	Description	Lbs.	Price
#811-12	Outside Dimensions: 13-1/8"H x 34¼"W x 13½"D. Inside Dimensions: 10¾"H x 32"W x 12"D.	25#	381.00
#813-12	Outside Dimensions: 15-1/8"H x 34¼"W x 13½"D. Inside Dimensions: 12¾"H x 32¼"W x 12"D.	27#	388.00

Locks are available- \$55 Ea.

Deep Leg Base



Item	Description	Lbs.	Price
#847-12	7-1/8"H x 34¼"W x 13½"D.	10#	126.00

Deep Closed Box Base



Item	Description	Lbs.	Price
#845-12	5"H x 34¼"W x 13½"D.	10#	126.00

Deep Pull Out Posting Shelf



Item	Description	Lbs.	Price
#82-12	Dimensions: 2"H x 34¼"W x 13½"D. Pulled out useable surface area: 32"W x 9¾"D.	23#	253.00

*Catalog Pages 6, 7 & 14

1100 NY Series



1100 NY Series - Standard Depth (Catalog Pages 6, 7 & 14)

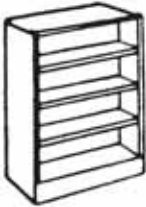
*Additional shelves FOB factory \$64 ea.

Item	Description	Lbs.	Price
#1130NY	30"H x 36"W x 11¾"D. 1 Adjustable Shelf	55#	435.00
#1136NY	36"H x 36"W x 11¾"D. 2 Adjustable Shelves	65#	517.00
#1148NY	48"H x 36"W x 11¾"D. 3 Adjustable Shelves	85#	648.00
#1160NY	60"H x 36"W x 11¾"D. 4 Adjustable Shelves	105#	802.00
#1172NY	72"H x 36"W x 11¾"D. 5 Adjustable Shelves	120#	910.00
#1184NY	84"H x 36"W x 11¾"D. 6 Adjustable Shelves	135#	1035.00

Solid Wood Shelf Dimensions ¾" Thick x 11-1/8"D x 34¼"W
Shelf Capacity Guaranteed at 150 pounds per shelf.

QUICK SHIP AVAILABLE SEE PG 9

SEE PAGE 10 FOR CUSTOMIZATIONS



1100 NY Series - Deep Storage (Catalog Pages 6, 7 & 14)

*Additional shelves FOB factory \$85 ea.

Item	Description	Lbs.	Price
#1130-17-0	30"H x 36"W x 16¾"D. 1 Adjustable Shelf	70#	577.00
#1136-17-0	36"H x 36"W x 16¾"D. 2 Adjustable Shelves	85#	677.00
#1148-17-0	48"H x 36"W x 16¾"D. 3 Adjustable Shelves	110#	851.00
#1160-17-0	60"H x 36"W x 16¾"D. 4 Adjustable Shelves	135#	1067.00
#1172-17-0	72"H x 36"W x 16¾"D. 5 Adjustable Shelves	160#	1197.00
#1184-17-0	84"H x 36"W x 16¾"D. 6 Adjustable Shelves	175#	1358.00

Solid Wood Shelf Dimensions ¾" Thick x 16-1/8"D x 34¼"W
Shelf Capacity Guaranteed at 150 pounds per shelf.



Outside Quarter Round

*Additional shelves FOB factory \$45 ea.

Item	Description	Lbs.	Price
#1130QR	30"H x 11¾"W x 11¾"D. 1 Adjustable Shelf	20#	435.00
#1136QR	36"H x 11¾"W x 11¾"D. 2 Adjustable Shelves	25#	517.00
#1148QR	48"H x 11¾"W x 11¾"D. 3 Adjustable Shelves	30#	648.00
#1160QR	60"H x 11¾"W x 11¾"D. 4 Adjustable Shelves	37#	802.00
#1172QR	72"H x 11¾"W x 11¾"D. 5 Adjustable Shelves	42#	910.00
#1184QR	84"H x 11¾"W x 11¾"D. 6 Adjustable Shelves	50#	1035.00




Inside Corner Bookcase

*Additional shelves FOB factory \$120 ea.

Item	Description	Lbs.	Price
#1130L	30"H x 24" x 24"W x 11¾"D. 1 Adjustable Shelf	60#	891.00
#1136L	36"H x 24" x 24"W x 11¾"D. 2 Adjustable Shelves	75#	1078.00
#1148L	48"H x 24" x 24"W x 11¾"D. 3 Adjustable Shelves	95#	1302.00
#1160L	60"H x 24" x 24"W x 11¾"D. 4 Adjustable Shelves	115#	1633.00
#1172L	72"H x 24" x 24"W x 11¾"D. 5 Adjustable Shelves	135#	1948.00
#1184L	84"H x 24" x 24"W x 11¾"D. 6 Adjustable Shelves	150#	2166.00

Solid Wood Shelf Dimensions ¾" Thick x 11¾"D x 22¼"W
Shelf Capacity Guaranteed at 150 pounds per shelf.



Beveled Edge Styling-Den Master with Hinged Double Doors

Item	Description	Lbs.	Price
#1154DD	52½"H x 41"W x 11¾"D 3 Adjustable Shelves ea. side, 6 Shelves total. Shelf Depth 10". Additional Shelves FOB factory \$68 set of 2. Door Locks each side, keyed alike & glass doors standard.	135#	1641.00
#115417DD	DEEP CASE 52½"H x 41"W x 16¾"D 3 Adjustable Shelves ea. side, 6 Shelves total. Shelf Depth 15". *Additional shelves FOB factory \$78 Set of 2. Door Locks each side, keyed alike & glass doors standard. Substitute wood panel doors at \$50 list up-charge	155#	1889.00

** Den Masters Are Available in Walnut Only **

Accessories

Step Stools



Item	Description	Lbs.	Price
#410	2 Step Stool Dimensions: 14½"W x 14½H x 14"D. Solid Adirondack Mountain Birch Lumber in Walnut or Natural finish only. (Ships UPS Knocked Down, all hardware included.) Inside Dimensions: 12¾"H x 32¼"W x 12"D.	14#	182.00

Magazine (Periodical) Racks



Item	Description	Lbs.	Price
#624S	Insert, Slip In: Field Installable magazine rack fits on any open bookcase shelf. <i>This periodical rack sits on existing bookcase shelf.</i>	15#	172.00



#624H	Hinged, Permanent: Factory Installed magazine rack fits on any open bookcase shelf. <i>Hinged at the top rear, this periodical rack rest on the front of an existing bookcase shelf.</i>	15#	172.00
-------	--	-----	--------

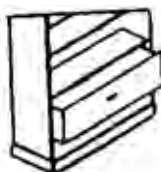


#624P	Permanent: Factory Installed magazine rack fits on any open bookcase shelf. <i>This periodical rack replaces normal bookcase shelving and is permanently attached in case.</i>	15#	157.00
-------	--	-----	--------

Oak inserts are made of solid oak lumber.

Walnut inserts are a walnut finish on birch and basswood lumber. Uses 13-1/8" of bookcase height. Periodical surface is 15"H x 34¼"W x 1-9/16"D periodical rest. Fits in 36" wide bookcase.

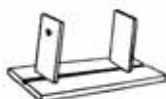
Drawers, Solid Wood (Catalog Page 3)



Item	Description	Lbs.	Price
#618	CD Drawer - For Standard Depth Case Outside Drawer Front is 7-3/8"H and full inside width of Bookcase. Inside drawer dimensions: 4½"H x 32"W x 9¼"D. (Available for 200/500 & 1100 Series)	12#	389.00
#620	Lateral File Drawer - For 200 & 500 Series Only Outside Drawer Front is 12½"H and full inside width of Bookcase. Inside drawer dimensions: 10¼"H x 33"W x 17½"D.	22#	609.00

Add per each drawer and specify each location. See catalog pg. #9 for selection of 7 different drawer pull options.

Shelving Accessories - Built-in-Bookend & Desk Top Organizer (Catalog Page 14)



Item	Description	Lbs.	Price
#242U	Vertical Upright 4½" wide x 8" high	2#	42.00
##242S	To add to a shelf with 1 upright		63.00
#242DT	Desk Top Organizer Includes Desk Top Shelf 20" Wide x 9" Deep with rubber feet and two sliding Vertical Uprights. <i>Ships UPS.</i>	12#	155.00

See catalog pg. #12 for Bookshelf upcharge when ordering 242S

Quick Ship:

Factory Direct - Next Day Bookcase Shipments.

We offer shipment within 24 hours from receipt of order Monday through Friday for up to 15 units. #109 Walnut, #4 Light Oak, #24 Sand Tone Oak and #168 Mahogany on Walnut are available for the 1100 New Yorker Series of set-up bookcases. Please see our color catalog and general price on page 8 for detailed product descriptions.

Common Options & Customization List Prices - 200, 500 & 1100Series

Custom Sizes (without doors):			
Wide Cases to 48"W - Std. Depth	240.00	Width, Cut Down:	40.00
Wide Cases to 48"W - Deeper Depth	280.00	Depth, Cut Down:	40.00
Wide Cases to 49-68"W	Priced by Request	Height, Cut Down:	20.00

Veneer Back Options:		<u>Birch/Oak</u>	<u>Walnut/Maple</u>	Glass Options priced by request:	
Finish Inside Only:				<i>Beveled, Mirror, Plexiglas, Tempered/Safety, Etched Logo</i>	
30/36"H Bookcase	17.00		73.00	Etched Letters	60.00
48"H Bookcase	21.00		102.00	KV Strips:	Priced by Request
60"H Bookcase	29.00		149.00	Lighting:	Priced by Request
72/84"H Bookcase	33.00		191.00	Newspaper Sticks:	
Finished Both Sides:				3 Deep Horizontal	208.00
30"H Bookcase	80.00		115.00	5 Deep Angled	297.00
36"H Bookcase	110.00		166.00	Wire Dividers w/Drilled Shelves	57.00
48"H Bookcase	117.00		175.00	Valance:	.90 Lineal Inch
60"H Bookcase	155.00		244.00	Trim, Base Front:	1.50 Lineal Inch
72"H Bookcase	184.00		305.00	Filler, Strips, End:	90.00
84"H Bookcase	199.00		322.00	Filler, Top Inside Cnr:	60.00
Castors:			180.00	Wall Mount Rail, Interior:	40.00
<i>Not Recommended on Case Over 36"H</i>				Wall Mount Rail, Exterior:	20.00
				Ganging Bolts 5mm:	2.00 ea.

Front Adjustable Glides are Standard on 200 Series, 500 Series & 1184— All other sizes add 40.00

Bookcase Accessories

Door Options - 200, 500 & 1100 Series (Catalog Page 9)

Glass or Wood Doors for *Hale* Open Bookcases - (not available for 48 Series Cases.) Pricing and Weights for doors below are add-on to Open Bookcases listed on pages above.

O = Open G = Glass W = Wood H = Hinged S = Sliding

Shelf Depth is 1 3/4" less than Standard when Sliding Doors are added. Shelf depth is 3/4" less than Standard when Hinged Doors are added. See Catalog Page #9 for Door Pull options. Sliding Doors accept only Door Pull #1 on Page #9.

Sliding Doors (Catalog Page 14)

Case Height	Door Height	Lbs.	Price
30"	25" High (No Permanent Shelf)	15#	236.00
36"	31" High (No Permanent Shelf)	20#	259.00
48"	43" High (No Permanent Shelf)	45#	320.00
60 O/G or O/W	Open Top, Permanent Shelf, 27" High Bottom	15#	275.00
72" O/G or O/W	Open Top, Permanent Shelf, 25" High Bottom	15#	275.00
84" O/G or O/W	Open Top, Permanent Shelf, 39" High Bottom	50#	341.00
60" G or W	27" High Top Doors, Permanent Shelf, 27" High Bottom Doors, Any Combination G or W	40#	507.00
72" G or W	41" High Top Doors, Permanent Shelf, 25" High Bottom Doors, Any Combination G or W	75#	555.00
84" G or W	39" High Top Doors, Permanent Shelf, 39" High Bottom Doors, Any Combination G or W	90#	617.00

Hinged Doors (Catalog Page 9)

Case Height	Door Height	Lbs.	Price
30" H/G	25" High (No Permanent Shelf)	15#	343.00
36" H/G	31" High (No Permanent Shelf)	20#	366.00
48" H/G	43" High (No Permanent Shelf)	45#	416.00
60" H/O/G	Open Top, Permanent Shelf, 27" High Bottom	15#	400.00
72" H/O/G	Open Top, Permanent Shelf, 25" High Bottom	15#	400.00
84" H/O/G	Open Top, Permanent Shelf, 39" High Bottom	50#	478.00
60" H/G/G	27" High Glass Top, Permanent Shelf, 27" High Glass Bottom	40#	673.00
72" H/G/G	41" High Glass Top, Permanent Shelf, 25" High Glass Bottom	75#	737.00
84" H/G/G	39" High Glass Top, Permanent Shelf, 39" High Glass Bottom	90#	799.00

For wood panels in place of glass, add \$90 per set to above prices— order "W" instead of "G"

- Locks Are Available - \$55 Ea. -

