

Filing + Storage

Effective September 2021 USA



PRICE LIST
filing + storage



think global

THE GLOBAL EDGE

ERGONOMICS IN THE OFFICE

- One stop shopping for a full range of office furniture.
- Seating, desks, tables, files, modular furniture, panels and accessories.
- Ergonomics, competitive pricing and built-in value.

STRENGTH AND STABILITY

- Established in 1966.
- One of North America's largest office furniture manufacturers.
- Manufacturing and showrooms worldwide.

QUICK SHIP - INSTOCK

- Hundreds of products in stock for immediate delivery.

STRONG LOCAL REPRESENTATION

- Service and expert advice where you are, when you need it!

MANUFACTURING CAPABILITY

- Vertical integration ensures "start to finish" control.
- Ongoing research and investment in new, innovative production technology.

QUALITY ASSURANCE

- Quality Assurance Program is qualified by C.G.S.B. ISO9001 standards.
- On-site furniture testing facility.
- Product and components are tested to ANSI/BIFMA standards.

ENVIRONMENTAL COMMITMENT

- Continuous development of "earth friendly" programs.
- One of the first molded foam manufacturers to create ozone-friendly, CFC and HFC-free processes.
- Seat and back pans are made from recyclable plastics and wood waste, enabling little waste and cost effective products.

SYMBOL IDENTIFICATION



Global's Certified Products are in compliance with the stringent emission guidelines set by the GREENGUARD Environmental Institute and include all Upholstered Seating. To obtain a GREENGUARD Certificate for any product, please go to the product page on our website www.globalfurnituregroup.com and click on "View GREENGUARD Certificate".



level™ certification, based on the ANSI/BIFMA e3-2012 furniture sustainability standard, sets furniture manufacturers on a path toward greater sustainability over time. Based on environmental and social criteria set forth in the standard, a product's entire supply chain is assessed.

Certification assessment includes an evaluation of specific corporate policies and guidelines and an assessment of associated company manufacturing facilities. Products must meet quantifiable milestones of environmental and social performance at every step of development.

The quantitative assessment addresses four categories: material use, energy and atmosphere impacts, human and ecosystem health and social responsibility.

Manufacturers earn points in each of the four categories. The level™ brand and its numeric rating of 1, 2 or 3 indicate what threshold of certification a product has achieved. level™ 3 is the highest rating.



TABLE OF CONTENTS

FILING + STORAGE

File Buddy.....	35
Lateral Files.....	14
Lateral File Accessories.....	33
Lateral File Tops.....	34
Lockers.....	36
Metal Bookshelves.....	64
Pedestals.....	9
Personal Towers/Wardrobes.....	54
Storage Cabinets.....	57
Vertical Files.....	67

REFERENCE

Key List Form	3
Terms + Conditions	82
Textiles + Finishes	76
Warranty	84

Global Key List Form

Applicable on all Metal Filing and Storage Products (401-550)

Order#: _____ Date: _____ PO#: _____

Internal Truck#: _____

KEY#	SETS REQUIRED	KEY#	SETS REQUIRED	KEY#	SETS REQUIRED	KEY#	SETS REQUIRED	KEY#	SETS REQUIRED
401		431		461		491		521	
402		432		462		492		522	
403		433		463		493		523	
404		434		464		494		524	
405		435		465		495		525	
406		436		466		496		526	
407		437		467		497		527	
408		438		468		498		528	
409		439		469		499		529	
410		440		470		500		530	
411		441		471		501		531	
412		442		472		502		532	
413		443		473		503		533	
414		444		474		504		534	
415		445		475		505		535	
416		446		476		506		536	
417		447		477		507		537	
418		448		478		508		538	
419		449		479		509		539	
420		450		480		510		540	
421		451		481		511		541	
422		452		482		512		542	
423		453		483		513		543	
424		454		484		514		544	
425		455		485		515		545	
426		456		486		516		546	
427		457		487		517		547	
428		458		488		518		548	
429		459		489		519		549	
430		460		490		520		550	
401-430=		431-460 =		461-490 =		491-520 =		521-550 =	
TOTAL									



Global's wide variety of lateral files can satisfy every price point and individual style. Choose from center or full pulls, fixed or receding drawer fronts, various size drawer openings and a range of colors to coordinate with any office.

1200 Series

Premium products configured to suit your needs; build your cabinet as you specify from the top down. Features fixed front or receding doors with looped full pull handles and full welded seamless tops to deliver strength and clean aesthetics. Drawer fronts also have a welded reinforcement channel for additional strength. Available with extra large openings to accommodate binders. Posting shelves, half-height drawers and electronic locks are also available. Drawer fronts align when placing multiple heights next to one another. Lock is always located between the 3rd and 4th position (except on 1 1/2 and 2 high units).

1900P Series

Features an angled full pull and smooth, seamless welded corners. Counterweight is standard. Fixed front drawers. Drawers are 12" high.

9300 Series

Features a center pull and seamless welded corners to provide lasting strength and durability. Available with both fixed or receding doors.

9300P Series

Features a looped full pull for convenient opening and upscale appearance. Smooth, seamless welded corners provide lasting strength and durability. Available with both fixed or receding doors.



Features and Benefits

- Standard locks with removable cores for keying alike
- Standard lock bars on both sides of cabinet provide increased security
- Positive interlocking system prevents tipping by allowing only one drawer to open at a time
- Full extension ball bearing suspensions
- "B" openings are large enough to accommodate standard 3-ring binders
- Side-to-side hanging file bars included for filing letter or legal size documents
- Standard leveling glides ensure drawers are easy to open
- Earth friendly electrostatically applied coating protects the environment and provides a durable finish
- Available in a range of colors, including special paint finishes - see Notes for details



Core removable cam locks are standard



Leveling glides keep the file case true ensuring easy open drawers



Full depth shelves for legal documents

DESIGN AND CONSTRUCTION FEATURES OF 1900P, 9300, 9300P FILES

- **THE LETTER "P" IN THE MODEL NUMBER DESIGNATES FULL PULL MODELS.** All other models have recessed center pulls.
- An earth friendly electrostatically applied coating protects the environment and provides a durable finish.
- Internal steel corner gussets increase strength and rigidity.
- Case construction combines spot and mig welding for greater durability. Top cap stiffener included for added strength.
- Indents on cabinet sides show ganging locations
- Standard locks have removable cores for keying alike or later modification in your office. *Master keys and core keys are available; please contact your Global customer care representative.*
- **STANDARD LOCK BARS ARE ON BOTH SIDES OF CABINET PROVIDING INCREASED SECURITY.**
- Positive interlocking system is integrated into each suspension allowing only one drawer to be opened at a time.
- Full extension ball bearing suspensions with built-in feature to prevent drawer bounce back and creepage.
- "B" OPENINGS (with receding doors) will accommodate letter, legal and A4 hanging folders, plus STANDARD THREE RING BINDERS.
- "B" OPENINGS (with fixed drawer fronts) will accommodate letter, legal and A4 hanging folders, plus EDP SUSPENDED DATA BINDERS.
- "L" OPENINGS (with receding doors or fixed drawer fronts) will accommodate letter, legal or A4 hanging file folders.
- 12.25" Opening on 1900P Series
- Receding doors slide easily into cabinet.
- Pull-out shelves have a rolled front edge. Fixed shelves (custom order only) have a flat front edge for easier material retrieval.
- **Interior drawer parts and all accessories** are EFC (environmentally friendly color - a variable charcoal-like color as a result of the use of recycled finishing materials).
- Side-to-side hanging file bars are included in standard configurations and are fully assembled. These can be positioned for letter or legal materials.
- Four adjustable leveling glides are easily accessible from inside the cabinet to assist in quick and proper installation.
- For environmental certifications, please visit globalfurnituregroup.com
- Lifetime Warranty. (See Terms and Conditions)
- Counterweights must be specified on lateral files with pull out drawers, unless worksurface supporting, ganged together or anchored to the floor or wall.

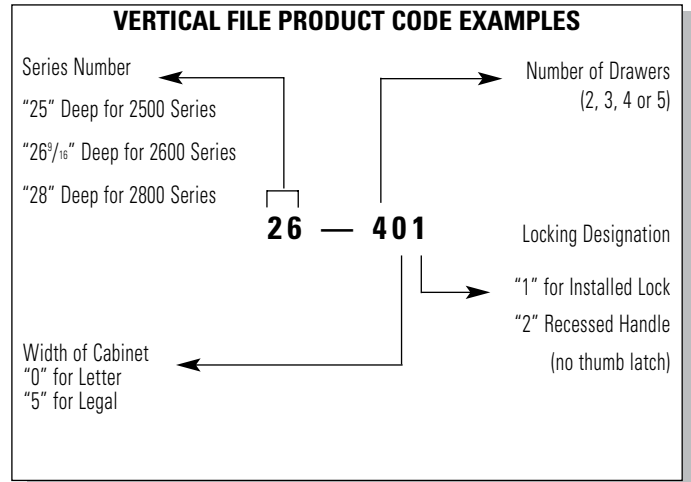
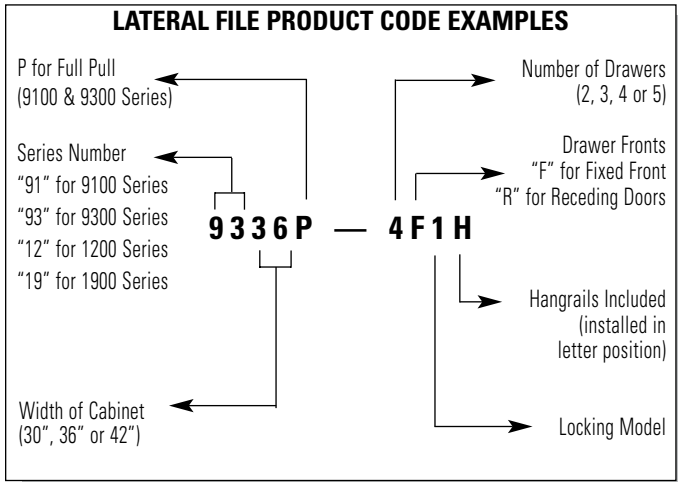
*Counterweights are standard on 2, 3 and 4 high 1900P Models

DESIGN AND CONSTRUCTION FEATURES OF 1200P FILES

- **THE LETTER "P" IN THE MODEL NUMBER DESIGNATES FULL PULL MODELS.**
- An earth friendly electrostatically applied coating protects the environment and provides a durable finish.
- **TOP CAP HAS SEEMLESS FRONT COVERS** plus steel corner gussets improve appearance while increasing strength and rigidity.
- Case construction combines spot and mig welding for greater durability. Top cap stiffener included for added strength.
- Standard locks have removable cores for keying alike or later modification in your office. *Master keys and core keys are available; please contact your Global customer care representative.*
- **STANDARD LOCK BARS ARE ON BOTH SIDES OF CABINET PROVIDING INCREASED SECURITY.**
- Positive interlocking system is integrated into each suspension allowing only one drawer to be opened at a time.
- Full extension ball bearing suspension with built-in feature to prevent drawer bounce back and creepage.
- "B" OPENINGS (with receding doors) will accommodate letter, legal and A4 hanging folders, plus STANDARD THREE RING BINDERS.
- "B" OPENINGS (with fixed drawer fronts) will accommodate letter, legal and A4 hanging folders, plus EDP SUSPENDED DATA BINDERS.
- "L" OPENINGS (with receding doors or fixed drawer fronts) will accommodate letter, legal or A4 hanging file folders.
- 12" Opening on 1200 Series
- **DRAWER FRONTS HAVE A WELDED REINFORCEMENT CHANNEL FOR ADDITIONAL STRENGTH.**
- Pull-out shelves have a rolled front edge. Fixed shelves (custom order only) have a flat front edge for easier material retrieval.
- **Interior drawer parts and all accessories** are EFC (environmentally friendly color - a variable charcoal-like color as a result of the use of recycled finishing materials).
- Side-to-side hanging file bars are included in standard configurations and are fully assembled. These can be positioned for letter or legal materials.
- Four adjustable leveling glides are easily accessible from inside the cabinet to assist in quick and proper installation.
- For environmental certifications, please visit globalfurnituregroup.com
- Lifetime Warranty. (See Terms and Conditions)
- Counterweights must be specified on lateral files with pull out drawers, unless worksurface supporting, ganged together or anchored to the floor or wall.

F LATERAL FILES - NOTES

LATERAL FILE SERIES	1900	9300	9300P	1200
CONSTRUCTION				
Top Stiffener Bar	•	•	•	•
Welded corner gussets for increased strength	•	•	•	•
Ganging drill points	4	4	4	8
Central locking system, with core removable cam locks included	•	•	•	•
Electronic lock option				•
Leveling glides (accessible from inside cabinet)	•	•	•	•
Counterweights (recommended for 2, 3 + 4 drawers)	Included on 2, 3 + 4 drawers	optional	optional	optional
Lifetime Warranty (see terms + conditions)	•	•	•	•
DRAWERS / SHELVES				
Drawer interlocking system	•	•	•	•
3-stage anti-bounceback suspension	•	•	•	•
Side to side file bars, pre-installed (for letter + legal)	•	•	•	•
Front to back file bars	optional	optional	optional	optional
Fixed front drawers	available	available	available	available
Receding door, roll-out shelves	available	available	available	available
Receding doors, fixed shelves		available	available	available
Slotted, pull-out shelves with rolled edge	•	•	•	•
Plate Dividers - full height drawers	optional	optional	optional	optional
Plate Dividers - half height drawers				optional
Posting Shelf (5 high only) Not available on an all "B" opening cabinet		optional	optional	optional
Integrated Center Pull		•		
Integrated Full Pull	•		•	•
Softouch Hytre! [™] Handles				optional
Integrated Label Holder		•	•	•
Recommended compatible pedestal	1900		G series	1200
DRAWER HEIGHTS				
Standard Drawer Heights B = Big drawer L = Little drawer	12-1/4"	B - 13-5/16" L - 11-3/16"	B - 13-5/16" L - 11-3/16"	12"
Half Height Drawers				optional
Ring Binder Storage (available in 5th opening)		•	•	optional
SIZES / DIMENSIONS				
Depth	19-1/4"	18"	18"	18"
Widths	30", 36", 42"	30", 36", 42"	30", 36", 42"	30", 36", 42"
Height - 2 drawer	27-5/32"	27-1/8"	27-1/8"	28-1/2"
Height - 3 drawer	39-17/32"	40-1/2"	40-1/2"	40-1/2"
Height - 4 drawer	51-29/32"	54"	54"	54"
Height - 5 drawer	66-13/32"	65-1/4"	65-1/4"	65-7/8"
Height - 6 drawer				77-7/8"



IMPORTANT ORDERING INFORMATION

- Hanging file bars (accessory model - HBF) are included with standard products. When ordering custom drawer configurations hanging file bars (HBF) must be ordered for each drawer.
- Factory installed counterweight (accessory model CWB) is recommended for use in 30", 36" & 42" wide 2, 3, 4 & 5 drawer freestanding lateral files.
- The following page describes the accessories needed to optimize various filing configurations.

SPECIFICATIONS

- Specifications marked with an * are applicable to only those products which have the * symbol beside the product name.

STANDARD PAINT FINISHES

Black (BLK)	Bone (BNE)	Business Grey (BGR)	Charcoal (CHR)	Claret (CLT)	Desert Putty (DPT)	Designer White (DWT)
Fog (FOG)	Grey (GRY)	Ice (ICE)	Ivory (IVR)	Light Grey (LGR)	Metro (MET)	Moss (MOS)
Navy (NVY)	Nevada (NEV)	Oyster (OYS)	Silver (SIL)	Sky (SKY)	Stone (STN)	Storm Grey (SGR)
Tahiti Sand (TSA)	Taupe (TPE)	Tungsten (TUN)	Willow (WIL)			

TEXTURED PAINT FINISHES

Black Coffee (BKC)	Blizzard (BZD)	Dark Chocolate (DCH)	Mocha (MCH)	Stonedust (SDT)
--------------------	----------------	----------------------	-------------	-----------------

SPECIAL PAINT FINISHES

- All special colors must use **one** uniform color per series (example: 9300 series laterals). Quantities of 1 to 10 add 10%; 11 or more are **no upcharge**.
- Mica and Metallic finishes add 10% upcharge.
- Special white finishes add 10% upcharge.
- ALL NONSTANDARD FINISHES MUST BE APPROVED BY GLOBAL BEFORE ANY ORDER WILL BE ACCEPTED. LONGER LEAD TIMES WILL APPLY.
- Thumb latches and handles limited to colors listed above. You must choose closest or contrasting color at the time of order.

TWO TONE OPTION

- File casing will be one color, drawers and door fronts will be painted a second color.
- Available on Metal Lateral Files, Storage Cabinets and Pedestals.
- Choose any of Global's standard or textured finishes
- Vertical files are NOT available with this option at this time.
- 10% upcharge applies

F LATERAL FILES - OPTIONS + CAPACITY RESOURCE GUIDE

INTERIOR CLEAR OPENING WIDTH DIMENSIONS & FILING CAPACITIES

30" WIDE CABINETS

Fixed front drawer	26 9/16"
Receding door and roll-out shelf	26 9/16"
Receding door and fixed shelf	26 3/16"
1200 Series	26 9/16"

36" WIDE CABINETS

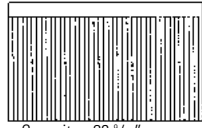




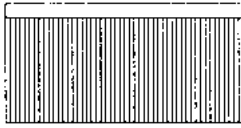




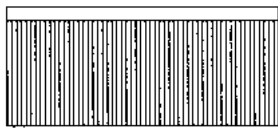




Fixed front drawer	32 9/16"
Receding door and roll-out shelf	32 9/16"
Receding door and fixed shelf	32 3/16"
1200 Series	32 9/16"

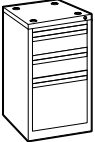
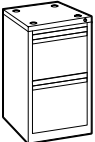
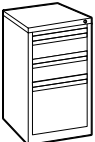
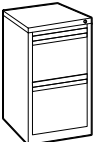
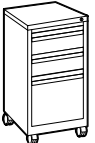
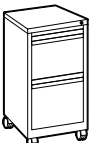


42" WIDE CABINETS

Fixed front drawer	38 9/16"
Receding door and roll-out shelf	38 9/16"
Receding door and fixed shelf	38 3/16"
1200 Series	38 9/16"

Lateral files afford flexibility in filing configuration. Choose the best option based on materials to be filed and convenience for the user.

Additional hanging folder supports or conversion kits may be necessary to achieve your desired drawer configuration.

	Letter "B" & "L" Openings, Fixed Front Drawers & Roll-out Shelves	Legal "B" & "L" Openings, Fixed Front Drawers & Roll-out Shelves	EDP "B" Opening, Fixed Front Drawers
30" Wide Units Side-To-Side Side-to-side file bars are included in standard product.	 <p>Capacity - 26 9/16"</p>	 <p>Capacity - 26 9/16"</p>	 <p>Capacity - 26 9/16" Need ONE pair of EDPs.</p>
	30" Wide Units Front-To-Back Not Standard See chart to order the correct number of FBBs per drawer.	 <p>Cap. - 30 1/2". Need ONE pair of FBB. <i>Not recommended for "L" Openings with Receding doors and Roll-out shelves.</i></p>	 <p>Cap. - 25 13/16". Need ONE pair of FBB <i>Not recommended for "L" Openings with Receding doors and Roll-out shelves.</i></p>
36" Wide Units Side-To-Side Side-to-side file bars are included in standard product.	 <p>Capacity - 32 9/16"</p>	 <p>Capacity - 32 9/16"</p>	 <p>Capacity - 32 9/16" Need ONE pair EDPs.</p>
	36" Wide Units Front-To-Back Not Standard See chart to order the correct number of FBBs per drawer.	 <p>Cap. - 30 1/2". Need ONE pair of FBB. <i>Not recommended for "L" Openings with Receding doors and Roll-out shelves.</i></p>	 <p>Cap. - 30 1/2". Need ONE pair of FBB. <i>Not recommended for "L" Openings with Receding doors and Roll-out shelves.</i></p>
42" Wide Units Side-To-Side Side-to-side file bars are included in standard product.	 <p>Capacity - 38 9/16"</p>	 <p>Capacity - 38 9/16"</p>	 <p>Capacity - 38 9/16" Need ONE pair EDPs.</p>
	42" Wide Units Front-To-Back Not Standard See chart to order the correct number of FBBs per drawer.	 <p>Cap. - 45 3/4". Need TWO pair of FBB <i>Not recommended for "L" Openings with Receding doors and Roll-out shelves.</i></p>	 <p>Cap. - 39 1/6". Need ONE pair of FBB. <i>Not recommended for "L" Openings with Receding doors and Roll-out shelves.</i></p>

1900 SERIES PEDESTALS		MODEL#	DIMENSIONS	FREIGHT CLASS	WT./LBS.	CUBIC FT.	LIST PRICE
	Box, Box & File Pedestal		D x W x H				
		19WP19BBF	18.62 x 15 x 27.62	125	45	6	\$357
		19WP23BBF	22.62 x 15 x 27.62	125	50	7.20	\$368
		19WP29BBF	28.62 x 15 x 27.62	150	50	8.90	\$414
Two box and one file drawer pedestal. To be used under worksurface. Locking. 27 5/8" high. Angled full pull.							
	File/File Pedestal	19WP19FF	18.62 x 15 x 27.62	125	42	6	\$357
		19WP23FF	22.62 x 15 x 27.62	125	47	7.20	\$368
		19WP29FF	28.62 x 15 x 27.62	125	55	8.90	\$414
Two file drawer pedestal. To be used under worksurface. Locking. 27 5/8" high. Angled full pull.							
	Box, Box & File Pedestal - finished top	19FP19BBF	18.62 x 15 x 27.62	100	53	6	\$368
		19FP23BBF	22.62 x 15 x 27.62	100	59	7.2	\$380
		19FP29BBF	29.62 x 15 x 27.62	125	71	8.9	\$426
Two box and one file drawer pedestal. Freestanding. Locking. 27 5/8" high. Counterweight is standard. Angled full pull.							
	File/File Pedestal - finished top	19FP19FF	18.62 x 15 x 27.62	100	51	6	\$368
		19FP23FF	22.62 x 15 x 27.62	125	56	7.20	\$380
		19FP29FF	29.62 x 15 x 27.62	125	68	8.90	\$426
Two file drawer pedestal. Freestanding. Locking. 27 5/8" high. Counterweight is standard. Angled full pull.							
1900P MOBILE PEDESTALS		MODEL#	DIMENSIONS	FREIGHT CLASS	WT./LBS.	CUBIC FT.	LIST PRICE
	Box, Box & File Pedestal - Mobile	19MP19BBF	18.62 x 15 x 27.85	100	61	4.5	\$454
		19MP23BBF	22.62 x 15 x 27.85	125	67	5.5	\$483
Two box and one file drawer pedestal. Locking. Includes casters already attached. 27.85" high							
	File/File Pedestal - Mobile	19MP19FF	18.62 x 15 x 27.85	100	59	4.5	\$454
		19MP23FF	22.62 x 15 x 27.85	125	64	5.5	\$483
Two file drawer pedestal. Locking. Includes casters already attached. 27.85" high							
	Hanging Bars and Clips	PEDHFB	--		0.5	1	\$19
		For 1900 series Pedestals.					
	Box/File Pedestal	19MCP19BFNC	18.62 x 15.13 x 23	92.5	54	5	\$459
		19MCP23BFNC	22.62 x 15.13 x 23	100	58	6	\$483
One box and one file drawer pedestal. Freestanding. Locking. 23 1/8" high. Angled full pull.							

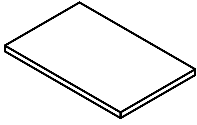
Required Specifications
Metal Finish

Optional Specifications
Cushion (19MCPxxBFNC only)

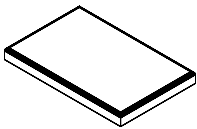
Accessories
Front to Back File Bars

P G SERIES PEDESTALS

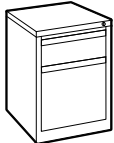
1900 PEDESTAL CUSHIONS




Cushions for 1900 Box/File Pedestal




Cushions for 1900 Box/File Pedestal




Box & File Pedestal



Box, Box & File Pedestal



File File Pedestal

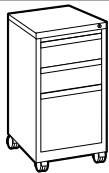


Box & File Mobile Pedestal

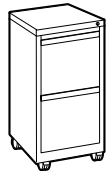
MODEL#	DIMENSIONS D x W x H	FREIGHT CLASS	WT./LBS.	CUBIC FT.	GRADE	LIST PRICE
CUSH-15X18-5/8X1	15 x 18.5 x 1	150	4	0.75	1	\$126
					2	\$147
					3	\$163
					4	\$187
CUSH-15X22-5/8X1	15 x 22.5 x 1	150	5	0.90	1	\$142
					2	\$163
					3	\$179
					4	\$203
CUSH-15X18-5/8X2	15 x 18.5 x 2	125	5	0.75	1	\$140
					2	\$161
					3	\$177
					4	\$201
CUSH-15X22-5/8X2	15 x 22.68 x 2	125	6	0.90	1	\$158
					2	\$186
					3	\$207
					4	\$239
GWP-19BF	19 x 15 x 21	92.5	50	5		\$417
GWP-23BF	23 x 15 x 21	100	54	6		\$434
GWP-29BF	29 x 15 x 21	100	60	7		\$450
One box and one file drawer pedestal. Freestanding. Locking. 21"H.						
GWP-19BBF	19 x 15 x 27.12	92.5	69	6		\$457
GWP-23BBF	23 x 15 x 27.12	92.5	75	7		\$472
GWP-29BBF	29 x 15 x 27.12	100	80	9		\$489
Two box and one file drawer pedestal. Freestanding. Locking. 27.12"H.						
GWP-19FF	19 x 15 x 27.12	92.5	69	6		\$457
GWP-23FF	23 x 15 x 27.12	92.5	75	7		\$472
GWP-29FF	29 x 15 x 27.12	100	80	9		\$489
Two file drawer pedestal. Freestanding. Locking. 27.12"H.						
GMP-19BF	19 x 15 x 22	70	76	5		\$472
GMP-23BF	23 x 15 x 22	85	80	6		\$489
GMP-29BF	29 x 15 x 22	85	86	7		\$503
One box and one file drawer pedestal. Includes casters already attached. Locking. 22"H. Counterweight included.						
• Cannot be used as guest seating						

Required Specifications
Metal Finish


G SERIES PEDESTALS



Box, Box & File Pedestal



File File Pedestal



Box & File Pedestal with Cushion

MODEL#	DIMENSIONS D x W x H	FREIGHT CLASS	WT/LBS.	CUBIC FT.	GRADE	LIST PRICE
GMP-19BBF	19 x 15 x 28	70	95	6		\$512
GMP-23BBF	23 x 15 x 28	85	101	7		\$526
GMP-29BBF	29 x 15 x 28	92.5	106	9		\$542

Two box and one file drawer pedestal. Includes non-locking casters already attached. All three drawers locking. 28"H. Counterweight included.

• **Cannot be used as guest seating**

GMP-19FF	19 x 15 x 28	70	95	6		\$512
GMP-23FF	23 x 15 x 28	85	101	7		\$526
GMP-29FF	29 x 15 x 28	92.5	106	9		\$542

Two file drawer pedestal. Includes non-locking casters already attached. Both drawers locking. 28"H. Counterweight included.

• **Cannot be used as guest seating**

						Grade	List Price
93MCP-19BF	19 x 15 x 26.125	70	50	5		1	\$630
						2	\$675
						3	\$712
93MCP-23BF	23 x 15 x 26.125	85	54	6		1	\$647
						2	\$726
						3	\$798

Models without cushion:

93MCP-19BFNC	19 x 15 x 23.875	92.5	60	5.20			\$497
93MCP-23BFNC	23 x 15 x 23.875	92.5	65	6.20			\$524

9300 Series mobile pedestal with 2.25" cushion on top on models 93MCP-19BF and 93MCP-23BF. Includes one box and one file drawer with full pull design. Locking. Fits under any worksurface. Grade 3 seating fabrics are standard.

Required Specifications

Metal Finish

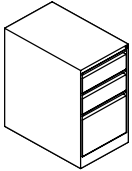
P 1200 PEDESTALS

1200P SERIES FREESTANDING PEDESTALS

MODEL#	DIMENSIONS D x W x H	FREIGHT CLASS	WT./LBS.	CUBIC FT.	LIST PRICE
12P18BF	18 x 15 x 21.75	85	57	4.33	\$400
12P19BF	19 x 15 x 21.75	85	58	4.55	\$400
12P23BF	23 x 15 x 21.75	85	66	5.44	\$405
12P24BF	24 x 15 x 21.75	85	68	5.66	\$405
12P29BF	29 x 15 x 21.75	92.5	76	6.77	\$490
12P30BF	30 x 15 x 21.75	92.5	78	6.99	\$490

Box/File Pedestal

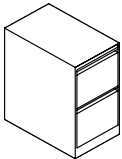
One box and one file drawer pedestal. **Freestanding. Nominal dimensions.**



Box/Box/File Pedestal

12P18BBF	18 x 15 x 27.75	85	68	5.43	\$411
12P19BBF	19 x 15 x 27.75	85	70	5.71	\$411
12P23BBF	23 x 15 x 27.75	92.5	74	6.82	\$417
12P24BBF	24 x 15 x 27.75	92.5	76	7.10	\$417
12P29BBF	29 x 15 x 27.75	92.5	88	8.49	\$501
12P30BBF	30 x 15 x 27.75	92.5	92	8.77	\$501

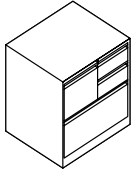
Two box and one file drawer pedestal. **Freestanding/Worksurface Supporting.** Lock mounted on the right hand side. **Nominal dimensions.**



File/File Pedestal

12P18FF	18 x 15 x 27.75	92.5	56	5.43	\$411
12P19FF	19 x 15 x 27.75	92.5	58	5.71	\$411
12P23FF	23 x 15 x 27.75	92.5	70	6.82	\$417
12P24FF	24 x 15 x 27.75	92.5	72	7.10	\$417
12P29FF	29 x 15 x 27.75	100	84	8.49	\$501
12P30FF	30 x 15 x 27.75	92.5	88	8.77	\$501

Two file drawer pedestal. **Freestanding/Worksurface Supporting.** Lock mounted on the right hand side. **Nominal dimensions.**



Linear Combo Pedestal

1230PDPL	18 x 30 x 27.75	70	170	10.44	\$1163
1230PDPR	18 x 30 x 27.75	70	170	10.44	\$1163

Box/Box/File and Lateral File drawer. **Nominal dimensions.**

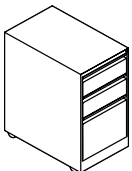
1200 SERIES MOBILE PEDESTALS

MODEL#	DIMENSIONS	FREIGHT CLASS	WT./LBS.	CUBIC FT.	LIST PRICE
12P18BFM	18 x 15 x 22.12	70	74	4.40	\$560
12P19BFM	19 x 15 x 22.12	70	75	4.62	\$560
12P23BFM	23 x 15 x 22.12	85	80	5.53	\$564
12P24BFM	24 x 15 x 22.12	85	82	5.75	\$564
12P29BFM	29 x 15 x 22.12	85	90	6.88	\$649
12P30BFM	30 x 15 x 22.12	85	92	6.99	\$649

Mobile Box/File Pedestal

One box and one file drawer pedestal. **On Casters.** Lock mounted on the right hand side. Includes factory-installed counterweight balance. Can fit under worksurface. **Nominal dimensions.**

- **Cannot be used as guest seating**



Mobile Box/Box/File Pedestal

12P18BBFM	18 x 15 x 28.5	85	82	5.47	\$570
12P19BBFM	19 x 15 x 28.5	85	84	5.75	\$570
12P23BBFM	23 x 15 x 28.5	85	94	6.87	\$574
12P24BBFM	24 x 15 x 28.5	85	99	7.15	\$574
12P29BBFM	29 x 15 x 28.5	92.5	101	8.55	\$661
12P30BBFM	30 x 15 x 28.5	92.5	106	8.84	\$661

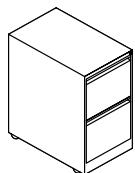
Two box and one file drawer pedestal. **On Casters.** Lock mounted on the right hand side. Includes factory-installed counterweight balance. **Nominal dimensions.**

- **Cannot be used as guest seating**

Required Specifications

Metal Finish

1200P SERIES MOBILE PEDESTALS



Mobile File/File Pedestal

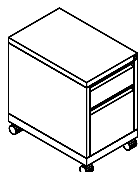
MODEL# DIMENSIONS FREIGHT CLASS WT/LBS. CUBIC FT. LIST PRICE

D x W x H

12P18FFM	18 x 15 x 28.5	85	80	5.47	\$570
12P19FFM	19 x 15 x 28.5	85	82	5.75	\$570
12P23FFM	23 x 15 x 28.5	85	90	6.87	\$574
12P24FFM	24 x 15 x 28.5	85	97	7.15	\$574
12P29FFM	29 x 15 x 28.5	92.5	99	8.55	\$661
12P30FFM	30 x 15 x 28.5	92.5	104	8.84	\$661

Two file drawer pedestal. **On casters.** Lock mounted on the right hand side. Includes factory-installed counterweight balance. **Nominal dimensions.**

- **Cannot be used as guest seating**



Mobile Box/File Pedestal without Cushion

12P19BFMLC	19 x 15 x 24.5	70	77	5.10	\$607
12P23BFMLC	23 x 15 x 24.5	85	82	6.10	\$612
12P29BFMLC	29 x 15 x 24.5	85	92	7.60	\$698
12P19BFMLKC	19 x 15 x 24.5	70	77	5.10	\$624
12P23BFMLKC	23 x 15 x 24.5	85	82	6.10	\$629
12P29BFMLKC	29 x 15 x 24.5	85	92	7.60	\$714

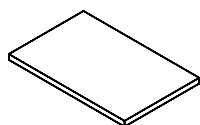
One box and one file drawer pedestal with **60 mm Casters.** Lock mounted on the right hand side. Includes factory-installed counterweight. **Can accommodate a 1" or 2" cushion** (see below). **Nominal dimensions.**

- Specify LKC models for locking casters.

CUSHIONS FOR MOBILE PEDESTALS

MODEL# DIMENSIONS FREIGHT CLASS WT/LBS. CUBIC FT. GRADE LIST PRICE

CUSHION-15X19X1	15 x 19 x 1	150	5	1	1	\$126
					2	\$147
					3	\$163
					4	\$187
CUSHION-15X23X1	15 x 23 x 1	150	5	1	1	\$142
					2	\$163
					3	\$179
					4	\$203
CUSHION-15X29X1	15 x 29 x 1	150	5	1	1	\$188
					2	\$216
					3	\$238
					4	\$270

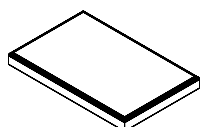


Cushions for Mobile Box/File Pedestals

For seating pedestals. 1" thick single stitched cushions. Available in all standard Global seating fabrics. Attached with supplied Velcro fasteners.

- **Cannot be used on standard mobile box/box/file, file/file or box/file pedestals**

CUSHION-15X19X2	15 x 19 x 2	150	5	1	1	\$140
					2	\$161
					3	\$177
					4	\$201
CUSHION-15X23X2	15 x 23 x 2	150	5	1	1	\$158
					2	\$178
					3	\$195
					4	\$219
CUSHION-15X29X2	15 x 29 x 2	150	5	1	1	\$207
					2	\$236
					3	\$258
					4	\$290



Cushions for Mobile Box/File Pedestals

For seating pedestals. 2" thick single stitched cushions. Cushion features a waterfall edge on the front and back. Available in all standard Global seating fabrics. Attached with supplied Velcro fasteners.

- **Cannot be used on standard mobile box/box/file, file/file or box/file pedestals**

Required Specifications

Metal Finish
Fabric

L 1900P LATERAL FILES

1900P SERIES

MODEL#

DIMENSIONS

FREIGHT CLASS

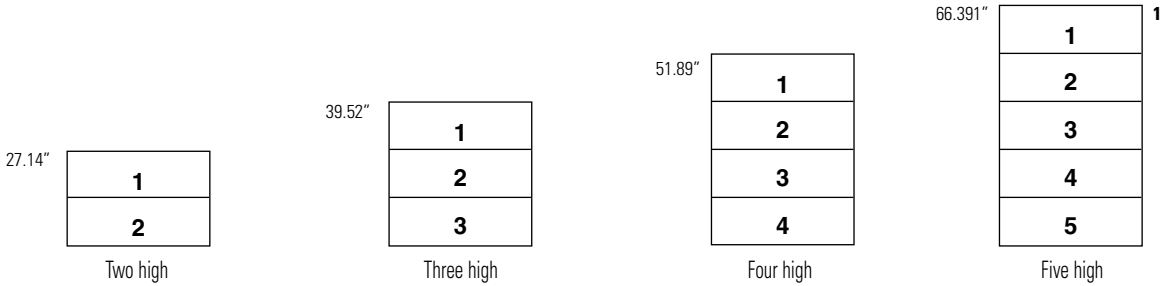
WT./LBS.

CUBIC FT.

LIST PRICE

D x W x H

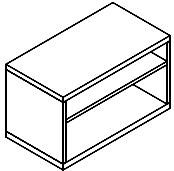
This series not available with binder openings. THE POSITION OF OPENINGS CAN NOT BE MODIFIED FROM THE PICTURE AS SHOWN



*Five Drawer Model - Top door is standard as receding door.

INTERIOR LATERAL FILE OPENINGS

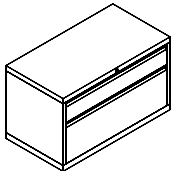
Drawer - Height 11 1/4" Drawer - Depth 15 3/4" Fixed Shelf - Depth 15 3/16"



1 1/2 h Storage Cabinet

1930-1XSND	19.25 x 30 x 21.25	150	46.13	9.79	\$375
1936-1XSND	19.25 x 36 x 21.25	150	52.88	11.60	\$431
1942-1XSND	19.25 x 42 x 21.25	150	58.5	13.41	\$489

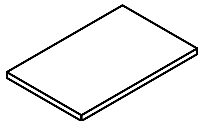
12" and 6" open shelves.



1 1/2 h Storage Cabinet w/File drawer and half height drawer

1930P-1X1FH	19.25 x 30 x 21.25	85	121.5	9.79	\$747
1936P-1X1FH	19.25 x 36 x 21.25	92.5	132	11.60	\$804
1942P-1X1FH	19.25 x 42 x 21.25	92.5	151.5	13.41	\$861

12" fixed front lateral file drawer and 6" half height drawer. Locking.



Lateral File Cushion

CUSH19-25X30X1	19.25 x 30 x 1	125	7	1.60	1	\$230
					2	\$261
					3	\$283
					4	\$319
CUSH19-25X36X1	19.25 x 36 x 1	150	7	1.60	1	\$238
					2	\$268
					3	\$292
					4	\$326
CUSH19-25X42X1	19.25 x 42 x 1	250	4	1.60	1	\$246
					2	\$277
					3	\$300
					4	\$336

1" thick single stitched cushions for lateral files. Rectilinear design on all sides. Available in all standard Global seating fabrics. Attached with supplied Velcro fasteners.

Required Specifications
Metal Finish

Optional Specifications
Counterweight

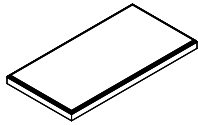
Accessories
Front to Back File Bars
Plate Dividers

1900P SERIES

MODEL#	DIMENSIONS	FREIGHT CLASS	WT/LBS.	CUBIC FT.	LIST PRICE
--------	------------	---------------	---------	-----------	------------

D x W x H

CUSH19-25X30X2	19.25 x 30 x 2	125	8	1.30	1	\$257
					2	\$286
					3	\$310
					4	\$345
CUSH19-25X36X2	19.25 x 36 x 2	150	7	1.60	1	\$263
					2	\$294
					3	\$316
					4	\$352
CUSH19-25X42X2	19.25 x 42 x 2	150	7	1.60	1	\$271
					2	\$301
					3	\$323
					4	\$359


Lateral File Cushion

2" thick single stitched cushions for lateral files. Waterfall edge on front and back. Available in all standard Global seating fabrics. Attached with supplied Velcro fasteners.


2 Drawer Lateral File

1930P-2F12	19.25 x 30 x 27.35	100	115	13	\$627
1936P-2F12	19.25 x 36 x 27.35	100	134	15	\$683
1942P-2F12	19.25 x 42 x 27.35	125	143	18	\$741

Counterweight is standard. Two fixed front drawers. Side-to-side hanging file bars included.

- Drawers are 12.25" high.
- **File cannot be used to store standard three ring binders.**


Mobile Lateral File Kit

19-MLK	20 x 30-36 x 3.875	125	6	1	\$219
--------	--------------------	-----	---	---	--------------

Attaches beneath 1900 series 2-drawer lateral file to create a mobile lateral file. *****FOR USE UNDER 1930P-2F12, 1936P-2F12, 1930P-1X1FH AND 1936P-1X1FH ONLY***. Black paint only.**


- **Cannot be used on 1942P-2F12 lateral files or any other 18"d lateral files**


3 Drawer Lateral File

1930P-3F12	19.25 x 30 x 39.52	125	145	18	\$804
1936P-3F12	19.25 x 36 x 39.52	125	161	22	\$861
1942P-3F12	19.25 x 42 x 39.52	125	168	25	\$918

- **File cannot be used to store standard three ring binders.**
- Drawers are 12.25" high.

Counterweight is standard. Three fixed front drawers. Side-to-side hanging file bars included.

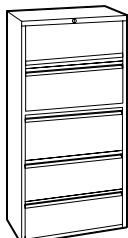

4 Drawer Lateral File

1930P-4F12	19.25 x 30 x 51.89	125	169	24	\$1028
1936P-4F12	19.25 x 36 x 51.89	125	189	28	\$1085
1942P-4F12	19.25 x 42 x 51.89	150	202	32	\$1142

- **File cannot be used to store standard three ring binders.**
- Drawers are 12.25" high.

Counterweight is standard. Four fixed front drawers. Side-to-side hanging file bars included.

- Posting shelf option NOT available


5 Drawer Lateral File

1930P-5F12	19.25 x 30 x 66.39	125	198	29	\$1228
1936P-5F12	19.25 x 36 x 66.39	150	218	35	\$1285
1942P-5F12	19.25 x 42 x 66.39	150	242	40	\$1320

- **File cannot be used to store standard three ring binders.**
- Drawers are 12.25" high.

Four fixed front drawers plus top drawer with receding door and roll-out shelf. Side-to-side hanging file bars included.

- Posting shelf option NOT available

Required Specifications

Metal Finish
Fabric (cushion)

Accessories

Front to Back File Bars
Plate Dividers

L 1900P LATERAL FILE TOPS

1900P SERIES LATERAL FILE TOPS

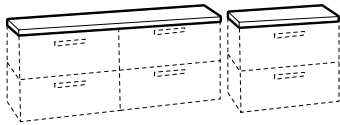
MODEL# DIMENSIONS FREIGHT CLASS WT/LBS. CUBIC FT. LIST PRICE

D x W x H

LATERAL FILE TOP NOTES:

Available finishes:

ACJ	Absolute Acajou	DWT	Designer White	TFW	Tiger Fruitwood
ASN	Asian Night	HGT	Hayden Grey	TWL	Tiger Walnut
AWC	Avant Cherry	NBL	Noce Biondo	WHE	Walnut Heights
AWH	Avant Honey	NGL	Noce Grigio	WHC	White Chocolate
BLK	Black	NEL	Noce Leggero	WGY	Willow Grey
BRC	Brushed Cobalt	NML	Noce Medio	WCR	Winter Cherry
CMB	Clear Maple	QTM	Quartered Mahogany		
DES	Dark Espresso	SOG	Storm Grey		



Lateral File Tops

30" wide	T1930	19.25 x 30 x 1	60	19	.63	\$223
36" wide	T1936	19.25 x 36 x 1	60	23	.73	\$272
42" wide	T1942	19.25 x 42 x 1	60	27	.83	\$317
60" wide	T1960	19.25 x 60 x 1	60	40	1.15	\$435
72" wide	T1972	19.25 x 72 x 1	60	48	1.35	\$522
84" wide	T1984	19.25 x 84 x 1	60	56	1.55	\$606
90" wide	T1990	19.25 x 90 x 1	60	52	1	\$681
96" wide	T1996	19.25 x 96 x 1	60	54.50	1.10	\$681
108" wide	T19108	19.25 x 108 x 1	60	59	1.20	\$765

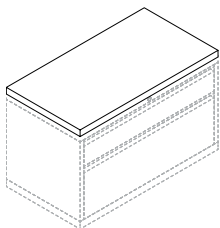
1" thick laminate tops for placement over metal files. Coordinates with 1900 Series files. Finish options are listed above.

• Contact Global for pricing on special size tops.

LATERAL FILE TOPS

MODEL# DIMENSIONS FREIGHT CLASS WT/LBS. CUBIC FT. 1" TOP 1.5" TOP HP ADD

ZUFT1896	18.11 x 96.10 x 1	100	47	5.50	\$450	\$593	\$299
ZUFT1890	18.11 x 90.12 x 1	100	44	5.25	\$426	\$558	\$279
ZUFT1884	18.11 x 84.09 x 1	100	41	4.75	\$396	\$524	\$260
ZUFT1878	18.11 x 78.11 x 1	100	38	4.50	\$372	\$485	\$245
ZUFT1872	18.11 x 72.13 x 1	70	35	2.25	\$348	\$456	\$225
ZUFT1866	18.11 x 66.10 x 1	85	32	2.25	\$318	\$417	\$206
ZUFT1860	18.11 x 60.12 x 1	85	29	2	\$294	\$383	\$186
ZUFT1854	18.11 x 54.09 x 1	70	27	1.75	\$264	\$348	\$172
ZUFT1848	18.11 x 48.11 x 1	85	24	1.75	\$236	\$315	\$152
ZUFT1842	18.11 x 42.13 x 1	85	21	1.50	\$211	\$279	\$132
ZUFT1836	18.11 x 36.10 x 1	85	18	1.25	\$186	\$231	\$113
ZUFT1830	18.11 x 30.12 x 1	85	15	1.25	\$162	\$207	\$93
ZUFT1996	19.25 x 96.10 x 1	100	50	5.75	\$455	\$602	\$318
ZUFT1990	19.25 x 90.12 x 1	100	47	5.50	\$431	\$569	\$299
ZUFT1984	19.25 x 84.09 x 1	100	44	5	\$401	\$528	\$279
ZUFT1978	19.25 x 78.11 x 1	100	41	4.75	\$377	\$495	\$260
ZUFT1972	19.25 x 72.13 x 1	70	38	2.50	\$353	\$461	\$240
ZUFT1966	19.25 x 66.10 x 1	70	34	2.25	\$323	\$422	\$221
ZUFT1960	19.25 x 60.12 x 1	70	31	2	\$299	\$387	\$201
ZUFT1954	19.25 x 54.09 x 1	85	27	2	\$275	\$354	\$182
ZUFT1948	19.25 x 48.11 x 1	85	25	1.75	\$245	\$318	\$162
ZUFT1942	19.25 x 42.13 x 1	85	22	1.50	\$221	\$285	\$143
ZUFT1936	19.25 x 36.10 x 1	70	19	1.25	\$191	\$245	\$123
ZUFT1930	19.25 x 30.12 x 1	85	16	1.25	\$167	\$212	\$104



Lateral File Tops

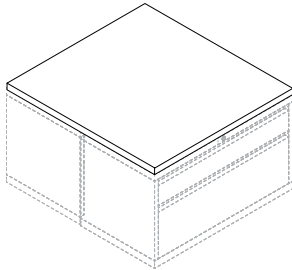
1" thick laminate tops for placement over 1900 Series Lateral Files + Storage.

• Contact Global for pricing on special size tops.

Required Specifications

Laminate finish

LATERAL FILE TOPS - BACK TO BACK



Lateral File Tops - Back to Back

MODEL#	DIMENSIONS	FREIGHT CLASS	WT/LBS.	CUBIC FT.	1" TOP	1.5" TOP	HP ADD
D x W x H							
ZUFT3696	36.14 x 96.10 x 1	100	93	9.50	\$719	\$978	\$592
ZUFT3690	36.14 x 90.12 x 1	92.5	88	8.75	\$675	\$920	\$558
ZUFT3684	36.14 x 84.09 x 1	92.5	82	7.75	\$621	\$851	\$519
ZUFT3678	36.14 x 78.11 x 1	100	76	7.75	\$592	\$802	\$485
ZUFT3672	36.14 x 72.13 x 1	100	70	7.25	\$553	\$728	\$446
ZUFT3666	36.14 x 66.10 x 1	100	64	6.75	\$500	\$676	\$407
ZUFT3660	36.14 x 60.12 x 1	100	59	6.25	\$465	\$627	\$372
ZUFT3654	36.14 x 54.09 x 1	100	53	5.50	\$431	\$573	\$333
ZUFT3648	36.14 x 48.11 x 1	100	47	5	\$387	\$519	\$299
ZUFT3642	36.14 x 42.13 x 1	100	41	4.50	\$348	\$461	\$260
ZUFT3636	36.14 x 36.10 x 1	70	35	2.25	\$304	\$402	\$225
ZUFT3630	36.14 x 30.12 x 1	85	29	2	\$264	\$344	\$186
ZUFT3896	38.62 x 96.10 x 1	92.5	100	10	\$802	\$1105	\$631
ZUFT3890	38.62 x 90.12 x 1	100	94	9.50	\$753	\$1037	\$592
ZUFT3884	38.62 x 84.09 x 1	100	87	8.75	\$709	\$973	\$553
ZUFT3878	38.62 x 78.11 x 1	100	81	8.25	\$660	\$911	\$514
ZUFT3872	38.62 x 72.13 x 1	100	75	7.75	\$617	\$842	\$475
ZUFT3866	38.62 x 66.10 x 1	100	69	7	\$568	\$778	\$436
ZUFT3860	38.62 x 60.12 x 1	100	62	6.50	\$524	\$714	\$396
ZUFT3854	38.62 x 54.09 x 1	100	56	6	\$479	\$646	\$357
ZUFT3848	38.62 x 48.11 x 1	100	50	5.25	\$431	\$582	\$318
ZUFT3842	38.62 x 42.13 x 1	100	44	4.75	\$382	\$519	\$279
ZUFT3836	38.62 x 36.10 x 1	100	38	4.25	\$338	\$450	\$240
ZUFT3830	38.62 x 30.12 x 1	100	31	3.75	\$290	\$388	\$201

1" thick laminate tops for placement over back-to-back metal filing + storage.

- Use ZUFT36xx models for 18"D laterals back-to-back
- Use ZUFT38xx models for 19.25"D laterals back-to-back
- *Contact Global for pricing on special size tops.*

Required Specifications

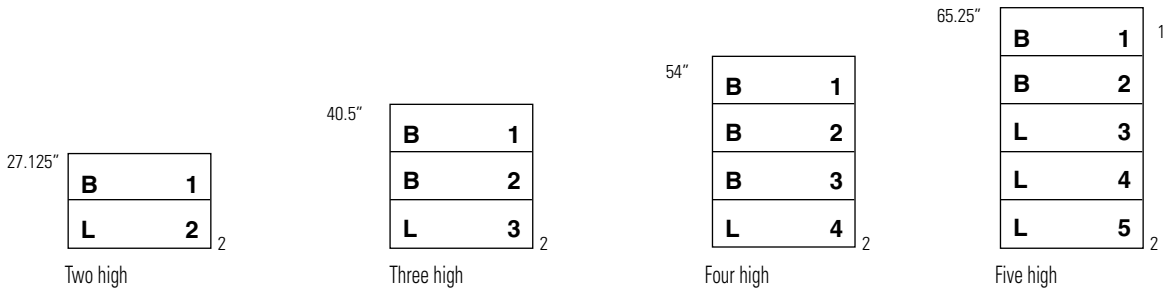
Laminate finish

L 9300/9300P LATERAL FILES

9300 / 9300P OPENING LOCATION SPECIFICATIONS

D x W x H

Available in Fixed Drawer or Receding Door with Roll-out Shelf. **THE POSITION OF "B" & "L" OPENINGS CAN NOT BE MODIFIED FROM THE PICTURE AS SHOWN**



¹Five Drawer Model - Top door is standard as receding door.

²Bottom is standard as a fixed front drawer.

9300 SERIES FILE OPENINGS

"B" Opening (Fixed Front)

13 ⁵/₁₆" High drawer to accommodate letter, legal "A4" metric size documents, and EDP "2" point suspended binders.

"B" Opening (Receding Door)

13 ⁵/₁₆" High door with either Fixed or Roll-out Shelf to accommodate letter, legal "A4" metric size documents and standard three-ring binders.

"L" Opening (Fixed Front or Receding Door)

11 ³/₁₆" High Fixed Front Drawer or Receding Door with either Fixed or Roll-out Shelf to accommodate letter, legal and "A4" metric size documents

INTERIOR CLEAR OPENING HEIGHT & DEPTH DIMENSIONS

"B" Opening

Fixed Front Drawer	13"
Receding Door and Roll-out Shelf	12 ¹ / ₈ "
Receding Door and Fixed Shelf	11 ³ / ₄ "
Fixed Shelf and no Receding Door	12 ³ / ₄ "

"L" Opening

Fixed Front Drawer	10 ⁷ / ₈ "
Receding Door and Roll-out Shelf	10"
Receding Door and Fixed Shelf	9 ⁵ / ₈ "
Fixed Shelf and no Receding Door	10 ⁵ / ₈ "

"B" & "L" Openings

Drawer – Depth	15 ³ / ₄ "
Roll-out Shelf – Depth	15 ³ / ₄ "
Fixed Shelf – Depth	15 ³ / ₄ "

Required Specifications

Metal finish

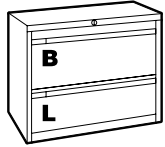
Optional Specifications

Counterweight


Accessories

Front to back file bars
Plate dividers

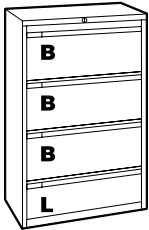
9300P SERIES - FIXED DRAWERS



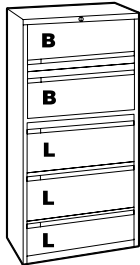
2 Drawer Lateral File



3 Drawer Lateral File



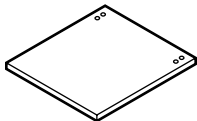
4 Drawer Lateral File



5 Drawer Lateral File



Posting Shelf



Counterweight Balance

MODEL#	DIMENSIONS	FREIGHT CLASS	WT./LBS.	CUBIC FT.	LIST PRICE
--------	------------	---------------	----------	-----------	------------

D x W x H

9330P-2F1H	18 x 30 x 27.12	100	103	12	\$638
9336P-2F1H	18 x 36 x 27.12	125	110	14	\$695
9342P-2F1H	18 x 42 x 27.12	125	118	17	\$784

Two fixed front drawers. Side-to-side hanging file bars included.

9330P-3F1H	18 x 30 x 40.5	100	138	17	\$833
9336P-3F1H	18 x 36 x 40.5	125	156	21	\$923
9342P-3F1H	18 x 42 x 40.5	125	174	24	\$1022

Three fixed front drawers. Side-to-side hanging file bars included.

9330P-4F1H	18 x 30 x 54	125	175	23	\$1051
9336P-4F1H	18 x 36 x 54	125	197	27	\$1158
9342P-4F1H	18 x 42 x 54	125	220	31	\$1321

Four fixed front drawers. Side-to-side hanging file bars included.

9330P-5F1H	18 x 30 x 65.25	125	215	27	\$1329
9336P-5F1H	18 x 36 x 65.25	125	245	32	\$1459
9342P-5F1H	18 x 42 x 65.25	125	275	37	\$1645

Four fixed front drawers plus top drawer with receding door and roll-out shelf. Side-to-side hanging file bars included.

93PS30	--	--	--	--	\$66
93PS36	--	--	--	--	\$75
93PS42	--	--	--	--	\$82

Available in 5 drawer only between 2nd and 3rd opening. Must be factory installed.

Counterweight for 2 Drawer	--	**	--	\$172
Counterweight for 3 Drawer	--	**	--	\$150
Counterweight for 4 Drawer	--	**	--	\$127
Counterweight for 5 Drawer	--	**	--	\$103

Recommended for use in 30", 36" & 42" wide 2, 3, 4 & 5 drawer free standing laterals. Must be factory installed.

** Weight varies depending on which file cabinet the counterweight is used on.

Required Specifications

Metal finish

Optional Specifications

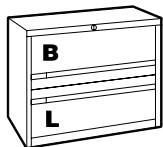
Counterweight

Accessories

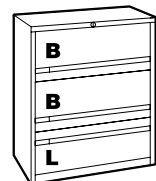
Front to back file bars
Plate dividers

L 9300P LATERAL FILES

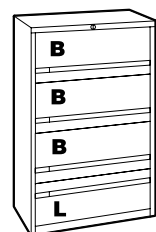
9300P SERIES - RECEDING DRAWERS



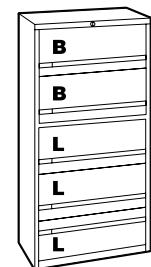
2 Drawer Lateral File



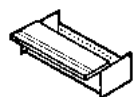
3 Drawer Lateral File



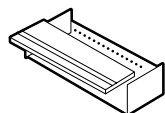
4 Drawer Lateral File



5 Drawer Lateral File



Converter



Receding Door & Roll-Out Shelf Converter

MODEL#	DIMENSIONS D x W x H	FREIGHT CLASS	WT/LBS.	CUBIC FT.	LIST PRICE
9330P-2R1H	18 x 30 x 27.12	100	103	12	\$726
9336P-2R1H	18 x 36 x 27.12	125	110	14	\$790
9342P-2R1H	18 x 42 x 27.12	125	118	17	\$874

One receding door with roll-out shelf. Bottom drawer fixed front. Side-to-side hanging file bars included.

9330P-3R1H	18 x 30 x 40.5	100	138	17	\$940
9336P-3R1H	18 x 36 x 40.5	125	156	21	\$1040
9342P-3R1H	18 x 42 x 40.5	125	174	24	\$1156

Two receding doors with roll-out shelves. Bottom drawer fixed front. Side-to-side hanging file bars included.

9330P-4R1H	18 x 30 x 54	125	175	23	\$1236
9336P-4R1H	18 x 36 x 54	125	197	27	\$1346
9342P-4R1H	18 x 42 x 54	125	220	31	\$1529

Three receding doors with roll-out shelves. Bottom drawer fixed front. Side-to-side hanging file bars included.

9330P-5R1H	18 x 30 x 65.25	125	215	27	\$1519
9336P-5R1H	18 x 36 x 65.25	125	245	32	\$1685
9342P-5R1H	18 x 42 x 65.25	125	275	37	\$1867

Four receding doors with roll-out shelves. Bottom drawer fixed front. Side-to-side hanging file bars included.

FSC30	30" w	--	--	--	N/C
FSC36	36" w	--	--	--	N/C
FSC42	42" w	--	--	--	N/C

Converts top drawer on 5 drawer model to fixed slotted shelf with a receding door.

RRC30	30" w	--	--	--	\$55
RRC36	36" w	--	--	--	\$55
RRC42	42" w	--	--	--	\$55

Applies to receding door file cabinets only. Bottom drawer only. Must be factory installed. **Add \$55.00 to List Price**

- Specials available. Call for pricing.

Required Specifications

Metal Finish

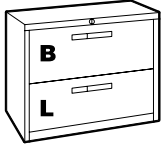
Optional Specifications

Counterweight


Accessories

Front to Back File Bars
Plate Dividers

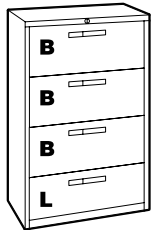
9300 SERIES - FIXED DRAWERS



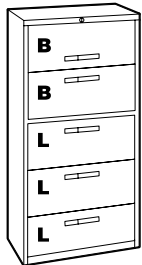
2 Drawer Lateral File



3 Drawer Lateral File



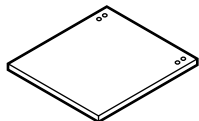
4 Drawer Lateral File



5 Drawer Lateral File



Posting Shelf



Counterweight Balance

MODEL#	DIMENSIONS	FREIGHT CLASS	WT/LBS.	CUBIC FT.	LIST PRICE
--------	------------	---------------	---------	-----------	------------

D x W x H

9330-2F1H	18 x 30 x 27.12	100	103	12	\$638
9336-2F1H	18 x 36 x 27.12	125	110	14	\$695
9342-2F1H	18 x 42 x 27.12	125	118	17	\$784

Two fixed front drawers. Side-to-side hanging file bars included.

9330-3F1H	18 x 30 x 40.5	100	138	17	\$833
9336-3F1H	18 x 36 x 40.5	125	156	21	\$923
9342-3F1H	18 x 42 x 40.5	125	174	24	\$1022

Three fixed front drawers. Side-to-side hanging file bars included.

9330-4F1H	18 x 30 x 54	125	175	23	\$1051
9336-4F1H	18 x 36 x 54	125	197	27	\$1158
9342-4F1H	18 x 42 x 54	125	220	31	\$1321

Four fixed front drawers. Side-to-side hanging file bars included.

9330-5F1H	18 x 30 x 65.25	125	215	27	\$1329
9336-5F1H	18 x 36 x 65.25	125	245	32	\$1459
9342-5F1H	18 x 42 x 65.25	125	275	37	\$1645

Four fixed front drawers plus top drawer with receding door and roll-out shelf. Side-to-side hanging file bars included.

93PS30	--	--	--	--	\$66
93PS36	--	--	--	--	\$75
93PS42	--	--	--	--	\$82

Available in 5 drawer only between 2nd and 3rd opening. Must be factory installed.

Counterweight for 2 Drawer	--	**	--	\$172
Counterweight for 3 Drawer	--	**	--	\$150
Counterweight for 4 Drawer	--	**	--	\$127
Counterweight for 5 Drawer	--	**	--	\$103

Recommended for use in 30", 36" & 42" wide 2, 3, 4 & 5 drawer free standing laterals. Must be factory installed.

** Weight varies depending on which file cabinet the counterweight is used on.

Required Specifications

Metal Finish

Optional Specifications

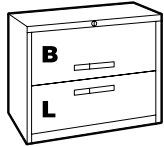
Counterweight

Accessories

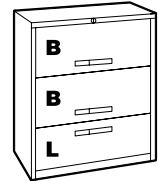
Front to Back File Bars
Plate Dividers

L 9300 LATERAL FILES

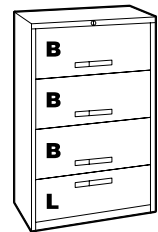
9300 SERIES - RECEDING DRAWERS



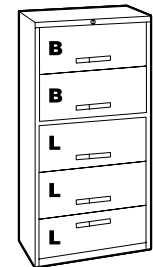
2 Drawer Lateral File



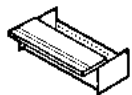
3 Drawer Lateral File



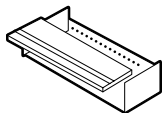
4 Drawer Lateral File



5 Drawer Lateral File



Converter



Receding Door & Roll-Out Shelf Converter

MODEL#	DIMENSIONS D x W x H	FREIGHT CLASS	WT/LBS.	CUBIC FT.	LIST PRICE
9330-2R1H	18 x 30 x 27.12	100	103	12	\$726
9336-2R1H	18 x 36 x 27.12	125	110	14	\$790
9342-2R1H	18 x 42 x 27.12	125	118	17	\$874

One receding door with roll-out shelf. Bottom drawer fixed front. Side-to-side hanging file bars included.

9330-3R1H	18 x 30 x 40.5	100	138	17	\$940
9336-3R1H	18 x 36 x 40.5	125	156	21	\$1040
9342-3R1H	18 x 42 x 40.5	125	174	24	\$1156

Two receding doors with roll-out shelves. Bottom drawer fixed front. Side-to-side hanging file bars included.

9330-4R1H	18 x 30 x 54	125	175	23	\$1236
9336-4R1H	18 x 36 x 54	125	197	27	\$1346
9342-4R1H	18 x 42 x 54	125	220	31	\$1529

Three receding doors with roll-out shelves. Bottom drawer fixed front. Side-to-side hanging file bars included.

9330-5R1H	18 x 30 x 65.25	125	215	27	\$1596
9336-5R1H	18 x 36 x 65.25	125	245	32	\$1685
9342-5R1H	18 x 42 x 65.25	125	275	37	\$1867

Four receding doors with roll-out shelves. Bottom drawer fixed front. Side-to-side hanging file bars included.

FSC30	30" w	--	--	--	N/C
FSC36	36" w	--	--	--	N/C
FSC42	42" w	--	--	--	N/C

Converts top drawer on 5 drawer model to fixed slotted shelf with a receding door.

RRC30	30" w	--	--	--	\$55
RRC36	36" w	--	--	--	\$55
RRC42	42" w	--	--	--	\$55

Applies to receding door file cabinets only. Bottom drawer only. Must be factory installed. **Add \$55.00 to List Price**

- Specials available. Call for pricing.

Required Specifications

Metal Finish

Optional Specifications

Counterweight

Accessories

Front to Back File Bars
Plate Dividers

1200P SERIES - HOW TO SPECIFY
MODEL#
DIMENSIONS
FREIGHT CLASS
WT./LBS.
CUBIC FT.
LIST PRICE
TO CREATE MODEL NUMBER 1236P6SRFFFEPC-BLK

Step 1	Step 2	Step 3	Step 4	Step 5	Step 6	Step 7	Step 8
1236	P	6	Position 1: S Position 2: R Position 3: F Position 4: F Position 5: F Position 6: F	E	P	C	BLK

D x W x H
Step 1

Choose a Model Number and Width

Step 2

 Choose Pull Option: Full Pull (**P**) or Soft Touch Hytrell™ (**B**)

Step 3

 Select height. **When ordering a 6-high Cabinet, the top drawer is always a Receding Front with a Fixed Shelf**
Step 4

Select drawer options.

Step 5

 Electronic Lock (**E**), Leave blank for standard lock

Step 6

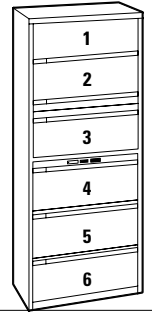
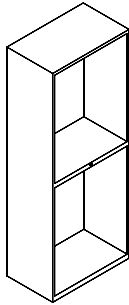
 Posting Shelf (**P**)

Only available on 4-high, 5-high and 6-high files
Step 7

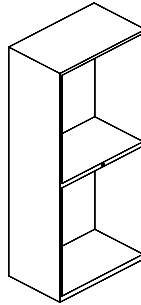
 Counterweight (**C**), Leave blank for no counterweight

Step 8

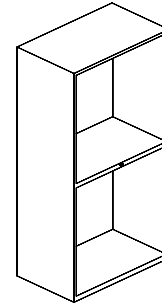
Select Finish


30" CASE


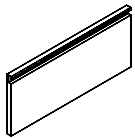
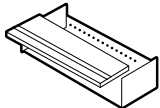
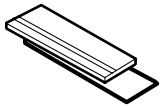
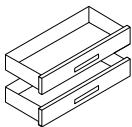
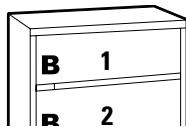
1230P2 (Case 2H)	\$592
1230P3 (Case 3H)	\$734
1230P4 (Case 4H)	\$925
1230P5 (Case 5H)	\$1145
1230P6 (Case 6H)	\$1543

36" CASE


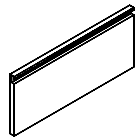
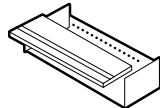
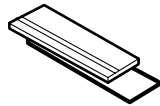
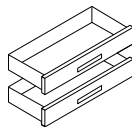
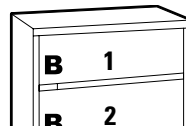
1236P2 (Case 2H)	\$613
1236P3 (Case 3H)	\$790
1236P4 (Case 4H)	\$997
1236P5 (Case 5H)	\$1183
1236P6 (Case 6H)	\$1624

42" CASE


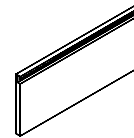
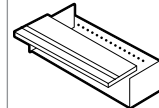
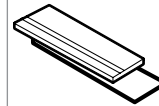
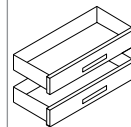
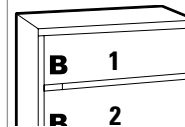
1242P2 (Case 2H)	\$687
1242P3 (Case 3H)	\$871
1242P4 (Case 4H)	\$1087
1242P5 (Case 5H)	\$1336
1242P6 (Case 6H)	\$1725

30" COMPONENTS:

F - Fixed Front \$77

R - Receding Door \$128

S - Fixed Shelf \$82

H - Half High \$260

B - Binder \$138**

P - Posting Shelf \$162

E - eLOCK \$288
36" COMPONENTS:

F - Fixed Front \$87

R - Receding Door \$138

S - Fixed Shelf \$93

H - Half High \$271

B - Binder \$151**

P - Posting Shelf \$168

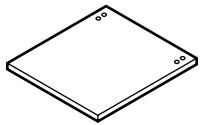
E - eLOCK \$288
42" COMPONENTS:

F - Fixed Front \$110

R - Receding Door \$151

S - Fixed Shelf \$104

H - Half High \$282

B - Binder \$162**

P - Posting Shelf \$173

E - eLOCK \$288

L 1200P LATERAL FILES

1200P SERIES



Counterweight Balance

MODEL#	DIMENSIONS D x W x H	FREIGHT CLASS	WT/LBS.	CUBIC FT.	LIST PRICE
	Counterweight for 2 Drawer	--	**	--	\$172
	Counterweight for 3 Drawer	--	**	--	\$150
	Counterweight for 4 Drawer	--	**	--	\$127
	Counterweight for 5 Drawer	--	**	--	\$103
	Counterweight for 6 Drawer	--	**	--	\$103

Recommended for use in 30", 36" & 42" wide 2, 3, 4, 5 & 6 drawer free standing laterals. Must be factory installed.
 ** Weight varies depending on which file cabinet the counterweight is used on.

ADDITIONAL NOTES:

- All drawers and full shelves on the 1200 Series are slotted to accept full height dividers.
- Optional posting shelf for 4, 5 and 6 high units is positioned between 3rd from bottom and 4th from bottom opening.
- Standard three ring binders may only be stored in optional binder height with fixed or pull-out shelves.

For binder height with receding front door and fixed shelf, please specify **(B)****

** Available on **position 1 (top)** on 2, 3, 4 or 5 high units; available on **positions 1 and 2** on 6 high units.

When **(B)** option is specified, the height of the unit is as follows:

2 high with "B" opening on top position = 29.125"

3 high with "B" opening on top position = 41.875"

4 high with "B" opening on top position = 55.375"

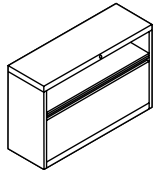
5 high with "B" opening on top position = 67.25"

6 high with "B" opening on top position = 79.25"

6 high with "B" opening on top and 2nd positions = 80.625"

- When the eLock option **(E)** is specified for 2 high cabinets, the overall height of the units is increased by 0.75" (from 27.75" to 28.5") to accommodate the locking mechanism
- For END TAB filing, specify **S** option (S = fixed shelf with receding door) for reach opening to accommodate standard end tab files. Inside shelf clearance 10.625"H.

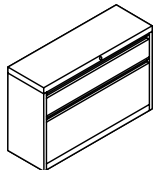
1200P SERIES - 1.5 HIGH



1½ h Storage Cabinet w/File Drawer

MODEL#	DIMENSIONS	FREIGHT CLASS	WT/LBS.	CUBIC FT.	LIST PRICE
1230P1XSF	18 x 30 x 21.75	125	61.37	8.26	\$712
1236P1XSF	18 x 36 x 21.75	125	63.86	9.84	\$730
1242P1XSF	18 x 42 x 21.75	125	78	11.41	\$752

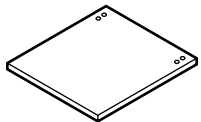
12" Lateral file drawer and 6" open shelf. Locking.



1½ h Storage Cabinet w/File drawer and half height drawer

1230P1XHF	18 x 30 x 21.75	85	103	8.26	\$764
1236P1XHF	18 x 36 x 21.75	92.5	107	9.84	\$781
1242P1XHF	18 x 42 x 21.75	100	112	11.41	\$804

12" fixed front lateral file drawer and 6" half height drawer. Locking.



Counterweight for 1.5h Lateral File

CWB30-1X	--	**	--	\$218
CWB36-1X	--	**	--	\$218
CWB42-1X	--	**	--	\$218

Recommended for use in 30", 36" & 42" wide 1.5 high lateral files. Must be factory installed.

** Weight varies depending on which file cabinet the counterweight is used on.

Required Specifications

Metal finish

Optional Specifications

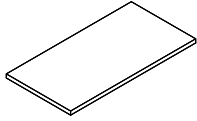
Counterweight

Accessories

Front to Back File Bars
Plate Dividers

1200P SERIES

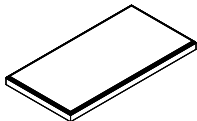
MODEL# DIMENSIONS FREIGHT CLASS WT/LBS. CUBIC FT. FAB. GRD. LIST PRICE



Lateral File Cushion

MODEL#	D x W x H	FREIGHT CLASS	WT/LBS.	CUBIC FT.	FAB. GRD.	LIST PRICE
CUSHION-18X30X1	18 x 30 x 1	150	7	1.30	1	\$197
					2	\$225
					3	\$246
					4	\$278
CUSHION-18X36X1	18 x 36 x 1	150	7	1.60	1	\$220
					2	\$247
					3	\$269
					4	\$301
CUSHION-18X42X1	18 x 42 x 1	150	4	1.60	1	\$235
					2	\$263
					3	\$284
					4	\$316

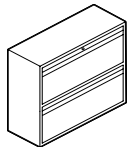
1" thick single stitched cushions for lateral files. Rectilinear design on all sides. Available in all standard Global seating fabrics. Attached with supplied Velcro fasteners.



Lateral File Cushion

CUSHION-18X30X2	18 x 30 x 2	150	5	1	1	\$217
					2	\$245
					3	\$267
					4	\$299
CUSHION-18X36X2	18 x 36 x 2	150	7	1.60	1	\$242
					2	\$271
					3	\$293
					4	\$323
CUSHION-18X42X2	18 x 42 x 2	150	7	1.60	1	\$259
					2	\$286
					3	\$309
					4	\$340

2" thick single stitched cushions for lateral files. Waterfall edge on front and back. Available in all standard Global seating fabrics. Attached with supplied Velcro fasteners.



2 Drawer Lateral File - Fixed Front Worksurface supporting

1230P2FFWS	18 x 30 x 27.75	92.5	105	10.40	\$741
1236P2FFWS	18 x 36 x 27.75	100	114	12.38	\$786
1242P2FFWS	18 x 42 x 27.75	100	123	14.36	\$906

Two fixed front drawers. Side-to-side hanging file bars included. Locking.

Required Specifications

Metal Finish (cabinet)
Fabric (cushion)

Optional Specifications

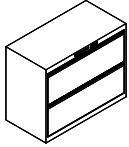
Counterweight

Accessories

Front to Back File Bars
Plate Dividers

L 1200P LATERAL FILES

1200P SERIES - 2 HIGH

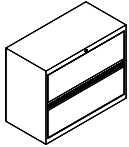


**2 Drawer Lateral File w/E-Lock
Fixed Front**

MODEL#	DIMENSIONS D x W x H	FREIGHT CLASS	WT/LBS.	CUBIC FT.	LIST PRICE
1230P2FFE	18 x 30 x 28.5	100	103	10.69	\$1028
1236P2FFE	18 x 36 x 28.5	100	110	12.70	\$1072
1242P2FFE	18 x 42 x 28.5	125	117	14.70	\$1192

Two fixed front drawers. Electronic Lock factory installed. Placed in standard key position for each model.

- Side-to-side hanging file bars included.
- All drawers and full shelves are slotted to accept full height dividers
- **File cannot be used to store standard three ring binders.**

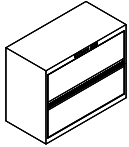


**2 Drawer Lateral File - Receding/Fixed
Worksurface supporting**

1230P2RFWS	18 x 30 x 27.75	100	103	10.69	\$792
1236P2RFWS	18 x 36 x 27.75	100	110	12.70	\$837
1242P2RFWS	18 x 42 x 27.75	125	117	14.70	\$946

One receding door with roll-out shelf. Bottom drawer has fixed front.

- Side-to-side hanging file bars included.
- All drawers and full shelves are slotted to accept full height dividers
- **File cannot be used to store standard three ring binders.**

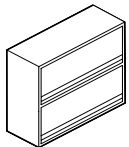


**2 Drawer Lateral File w/E-Lock
Receding Door / Fixed Front**

1230P2RFE	18 x 30 x 28.5	100	103	10.69	\$1087
1236P2RFE	18 x 36 x 28.5	100	110	12.70	\$1147
1242P2RFE	18 x 42 x 28.5	125	117	14.70	\$1238

One receding door with roll-out shelf. Bottom drawer has fixed front. Electronic Lock factory installed. Placed in standard key position for each model.

- Side-to-side hanging file bars included.
- All drawers and full shelves are slotted to accept full height dividers
- **File cannot be used to store standard three ring binders.**



**2 Drawer Lateral File - Receding Doors
Worksurface Supporting**

1230P2SSWS	18 x 30 x 27.75	100	98	10.40	\$752
1236P2SSWS	18 x 36 x 27.75	100	108	12.58	\$797
1242P2SSWS	18 x 42 x 27.75	125	117	14.36	\$894

Two receding doors with fixed shelves.

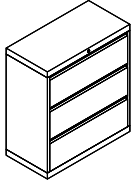
- **File cannot be used to store standard three ring binders.**

Required Specifications
Metal Finish

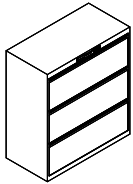
Optional Specifications
Counterweight

Accessories
Front to Back File Bars
Plate Dividers

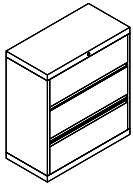
1200P SERIES - 3 HIGH



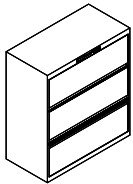
3 Drawer Lateral File - Fixed Front



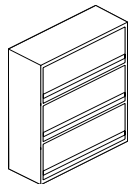
3 Drawer Lateral File w/E-Lock Fixed Front



3 Drawer Lateral File 2 Receding Doors / 1 Fixed Front



3 Drawer Lateral File w/E-Lock 2 Receding Doors / 1 Fixed Front



3 Drawer Lateral File - Receding Doors

MODEL#	DIMENSIONS	FREIGHT CLASS	WT/LBS.	CUBIC FT.	LIST PRICE
--------	------------	---------------	---------	-----------	------------

D x W x H

1230P3FFF	18 x 30 x 40.5	100	136	14.93	\$958
1236P3FFF	18 x 36 x 40.5	100	150	17.77	\$1048
1242P3FFF	18 x 42 x 40.5	125	164	20.62	\$1198

• **File cannot be used to store standard three ring binders.**

Three fixed front drawers.

- Side-to-side hanging file bars included.
- All drawers and full shelves are slotted to accept full height dividers

1230P3FFFE	18 x 30 x 40.5	100	136	14.95	\$1245
1236P3FFFE	18 x 36 x 40.5	100	150	17.77	\$1335
1242P3FFFE	18 x 42 x 40.5	125	164	20.62	\$1484

• **File cannot be used to store standard three ring binders.**

Three fixed front drawers. Electronic Lock factory installed. Placed in standard key position for each model.

- Side-to-side hanging file bars included.
- All drawers and full shelves are slotted to accept full height dividers

1230P3RRF	18 x 30 x 40.5	100	136	14.95	\$1062
1236P3RRF	18 x 36 x 40.5	100	150	17.77	\$1152
1242P3RRF	18 x 42 x 40.5	125	164	20.62	\$1279

• **File cannot be used to store standard three ring binders.**

Two receding doors with roll-out shelves. Bottom drawer has fixed front.

- Side-to-side hanging file bars included.
- All drawers and full shelves are slotted to accept full height dividers

1230P3RRFE	18 x 30 x 40.5	100	136	14.95	\$1335
1236P3RRFE	18 x 36 x 40.5	100	150	17.77	\$1439
1242P3RRFE	18 x 42 x 40.5	125	164	20.62	\$1590

• **File cannot be used to store standard three ring binders.**

Two receding doors with roll-out shelves. Bottom drawer has fixed front. Electronic Lock factory installed. Placed in standard key position for each model.

- Side-to-side hanging file bars included.
- All drawers and full shelves are slotted to accept full height dividers

1230P3SSS	18 x 30 x 40.5	100	130	14.95	\$975
1236P3SSS	18 x 36 x 40.5	125	144	17.77	\$1066
1242P3SSS	18 x 42 x 40.5	125	156	20.62	\$1181

• **File cannot be used to store standard three ring binders.**

Three receding doors with fixed shelves.

Required Specifications

Metal Finish

Optional Specifications

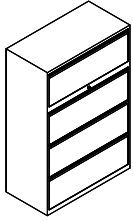
Counterweight

Accessories

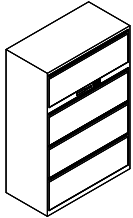
Front to Back File Bars
Plate Dividers

L 1200P LATERAL FILES

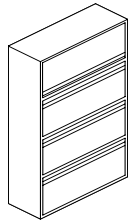
1200P SERIES - 4 HIGH



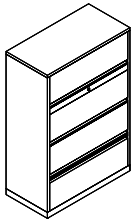
4 Drawer Lateral File - Fixed Front



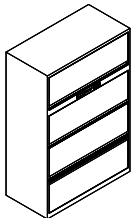
4 Drawer Lateral File w/E-Lock Fixed Front



4 Drawer Lateral File, 1 Receding Door / 3 Fixed Front



4 Drawer Lateral File 3 Receding Doors / 1 Fixed Front



4 Drawer Lateral File w/E-Lock 3 Receding Doors / 1 Fixed Front

MODEL#	DIMENSIONS D x W x H	FREIGHT CLASS	WT./LBS.	CUBIC FT.	LIST PRICE
1230P4FFFF	18 x 30 x 54	100	169	19.73	\$1223
1236P4FFFF	18 x 36 x 54	125	190	23.49	\$1340
1242P4FFFF	18 x 42 x 54	125	211	27.24	\$1522

- File cannot be used to store standard three ring binders.

Four fixed front drawers. Side-to-side hanging file bars included.

- All drawers and full shelves are slotted to accept full height dividers
- Optional Posting Shelf is available between the 1st and 2nd opening.

1230P4FFFFE	18 x 30 x 54	100	169	19.73	\$1509
1236P4FFFFE	18 x 36 x 54	125	190	23.49	\$1627
1242P4FFFFE	18 x 42 x 54	125	211	27.24	\$1808

- File cannot be used to store standard three ring binders.

Four fixed front drawers. Electronic Lock factory installed. Placed in standard key position for each model. Side-to-side hanging file bars included.

- All drawers and full shelves are slotted to accept full height dividers
- *Optional Posting Shelf is available between the 1st and 2nd opening.*

1230P4RFFF	18 x 30 x 54	100	169	19.73	\$1274
1236P4RFFF	18 x 36 x 54	125	190	23.49	\$1392
1242P4RFFF	18 x 42 x 54	125	211	27.24	\$1562

Three fixed front drawers plus top drawer with receding door and roll-out shelf. Side-to-side hanging file bars included.

1230P4RRRF	18 x 30 x 54	100	169	19.73	\$1376
1236P4RRRF	18 x 36 x 54	125	190	23.49	\$1496
1242P4RRRF	18 x 42 x 54	125	211	27.24	\$1642

- File cannot be used to store standard three ring binders.

Three receding doors with roll-out shelves. Bottom drawer has fixed front. Side-to-side hanging file bars included.

- All drawers and full shelves are slotted to accept full height dividers
- *Optional Posting Shelf is available between the 1st and 2nd opening.*

1230P4RRRFE	18 x 30 x 54	100	169	19.73	\$1614
1236P4RRRFE	18 x 36 x 54	125	190	23.49	\$1762
1242P4RRRFE	18 x 42 x 54	125	211	27.24	\$1957

- File cannot be used to store standard three ring binders.

Three receding doors with roll-out shelves. Bottom drawer has fixed front. Electronic Lock factory installed. Placed in standard key position for each model. Side-to-side hanging file bars included.

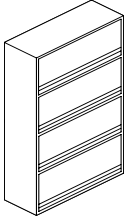
- All drawers and full shelves are slotted to accept full height dividers
- *Optional Posting Shelf is available between the 1st and 2nd opening.*

Required Specifications
Metal Finish

Optional Specifications
Counterweight

Accessories
Front to Back File Bars
Plate Dividers

1200P SERIES - 4 HIGH



4 Drawer Lateral File - Fixed Front

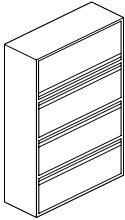
MODEL#	DIMENSIONS	FREIGHT CLASS	WT./LBS.	CUBIC FT.	LIST PRICE
--------	------------	---------------	----------	-----------	------------

D x W x H

1230P4SSSS	18 x 30 x 54	125	158	19.73	\$1246
1236P4SSSS	18 x 36 x 54	125	179	23.49	\$1364
1242P4SSSS	18 x 42 x 54	125	199	27.24	\$1499

Four receding doors with fixed shelves.

- **File cannot be used to store standard three ring binders.**



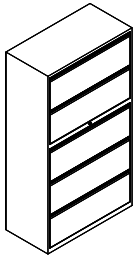
**4 Drawer Lateral File
3 Fixed Front / 1 Binder Drawer**

1230P4BFFF	18 x 30 x 54	100	170	19.73	\$1285
1236P4BFFF	18 x 36 x 54	125	190	23.49	\$1404
1242P4BFFF	18 x 42 x 54	125	211	27.24	\$1574

Three fixed front drawers. Top drawer is binder height.

- Side-to-side hanging file bars included.
- All drawers and full shelves are slotted to accept full height dividers

1200 SERIES - 5 HIGH



**5 Drawer Lateral File
1 Receding Door / 4 Fixed Front**

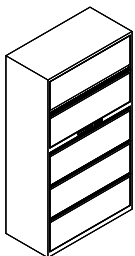
MODEL#	DIMENSIONS	FREIGHT CLASS	WT./LBS.	CUBIC FT.	LIST PRICE
--------	------------	---------------	----------	-----------	------------

1230P5RFFFF	18 x 30 x 65.88	100	202	23.95	\$1619
1236P5RFFFF	18 x 36 x 65.88	125	230	28.51	\$1665
1242P5RFFFF	18 x 42 x 65.88	125	258	33.08	\$1920

- **File cannot be used to store standard three ring binders.**

Four fixed front drawers and one top drawer with receding door and roll-out shelf. Side-to-side hanging file bars included.

- All drawers and full shelves are slotted to accept full height dividers
- *Optional Posting Shelf is available between the 2nd and 3rd opening.*



**5 Drawer Lateral File w/E-Lock
1 Receding Door / 4 Fixed Front**

1230P5RFFFFE	18 x 30 x 65.88	100	202	23.95	\$1906
1236P5RFFFFE	18 x 36 x 65.88	125	230	28.51	\$1952
1242P5RFFFFE	18 x 42 x 65.88	125	258	33.08	\$2207

- **File cannot be used to store standard three ring binders.**

Four fixed front drawers and one top drawer with receding door and roll-out shelf. Electronic Lock factory installed. Placed in standard key position for each model. Side-to-side hanging file bars included.

- All drawers and full shelves are slotted to accept full height dividers
- *Optional Posting Shelf is available between the 2nd and 3rd opening.*

Required Specifications

Metal Finish

Optional Specifications

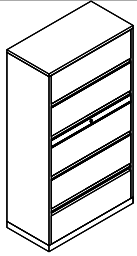
Counterweight

Accessories

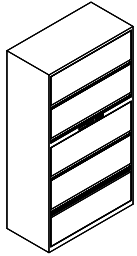
Front to Back File Bars
Plate Dividers

L 1200P LATERAL FILES

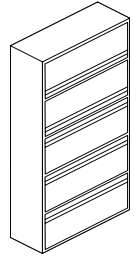
1200P SERIES - 5 HIGH



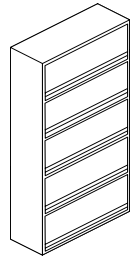
5 Drawer Lateral File
4 Receding Doors / 1 Fixed Front



5 Drawer Lateral File w/E-Lock
4 Receding Doors / 1 Fixed Front



5 Drawer Lateral File
2 Receding Doors / 3 Fixed Front



5 Drawer Lateral File
5 Receding Doors

MODEL#	DIMENSIONS D x W x H	FREIGHT CLASS	WT/LBS.	CUBIC FT.	LIST PRICE
1230P5RRRRF	18 x 30 x 65.88	100	202	23.95	\$1725
1236P5RRRRF	18 x 36 x 65.88	125	230	28.51	\$1819
1242P5RRRRF	18 x 42 x 65.88	125	258	33.08	\$2041

- **File cannot be used to store standard three ring binders.**

Four receding doors with roll-out shelves. Bottom drawer has fixed front. Side-to-side hanging file bars included.

- All drawers and full shelves are slotted to accept full height dividers
- *Optional Posting Shelf is available between the 2nd and 3rd opening.*

1230P5RRRRFE	18 x 30 x 65.88	100	202	23.95	\$2042
1236P5RRRRFE	18 x 36 x 65.88	125	230	28.51	\$2160
1242P5RRRRFE	18 x 42 x 65.88	125	258	33.08	\$2356

- **File cannot be used to store standard three ring binders.**

Four receding doors with roll-out shelves. Bottom drawer has fixed front. Electronic Lock factory installed. Placed in standard key position for each model. Side-to-side hanging file bars included.

- All drawers and full shelves are slotted to accept full height dividers
- *Optional Posting Shelf is available between the 2nd and 3rd opening.*

1230P5RRFFF	18 x 30 x 65.88	100	203	23.95	\$1621
1236P5RRFFF	18 x 36 x 65.88	125	230	28.51	\$1586
1242P5RRFFF	18 x 42 x 65.88	125	258	33.08	\$1960

Three fixed front drawers and two top drawers with receding doors and roll-out shelves. Side-to-side hanging file bars included.

1230P5SSSSS	18 x 30 x 65.88	125	197	23.95	\$1547
1236P5SSSSS	18 x 36 x 65.88	125	230	28.51	\$1642
1242P5SSSSS	18 x 42 x 65.88	125	243	33.08	\$1851

Five receding doors with fixed shelves.

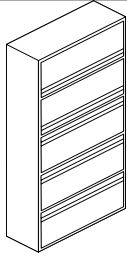
- **File cannot be used to store standard three ring binders.**
- *Optional Posting Shelf is available between the 2nd and 3rd opening.*

Required Specifications
Metal finish

Optional Specifications
Counterweight

Accessories
Front to Back File Bars
Plate Dividers

1200P SERIES - 5 HIGH



5 Drawer Lateral File - Fixed Front

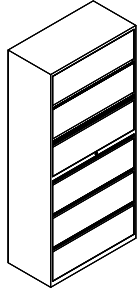
MODEL#	DIMENSIONS	FREIGHT CLASS	WT./LBS.	CUBIC FT.	LIST PRICE
--------	------------	---------------	----------	-----------	------------

D x W x H

1230P5BRFFF	18 x 30 x 67.06	100	203	24	\$1633
1236P5BRFFF	18 x 36 x 67.06	125	231	29	\$1728
1242P5BRFFF	18 x 42 x 67.06	125	259	34	\$1972

Two receding doors with fixed shelves and 3 fixed drawer fronts.

1200 P SERIES - 6 HIGH



**6 Drawer Lateral File
2 Receding Doors / 4 Fixed Front**

MODEL#	DIMENSIONS	FREIGHT CLASS	WT./LBS.	CUBIC FT.	LIST PRICE
--------	------------	---------------	----------	-----------	------------

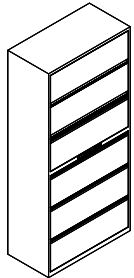
1230P6SRFFFF	18 x 30 x 77.88	125	235	28.22	\$2047
1236P6SRFFFF	18 x 36 x 77.88	125	270	33.59	\$2198
1242P6SRFFFF	18 x 42 x 77.88	125	305	38.97	\$2413

• File cannot be used to store standard three ring binders.

- Top drawer is only available with a **fixed** shelf
- 2nd position drawer has a **roll-out**-shelf

Four fixed front drawers and two top drawers with receding doors. Side-to-side hanging file bars included.

- All drawers and full shelves are slotted to accept full height dividers
- *Optional Posting Shelf is available between the 3rd and 4th opening.*



**6 Drawer Lateral File w/E-Lock
2 Receding Doors / 4 Fixed Front**

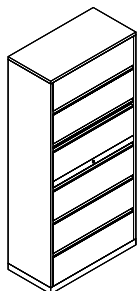
1230P6SRFFFFE	18 x 30 x 77.88	125	235	28.22	\$2334
1236P6SRFFFFE	18 x 36 x 77.88	125	270	33.59	\$2485
1242P6SRFFFFE	18 x 42 x 77.88	125	305	38.97	\$2699

• File cannot be used to store standard three ring binders.

- Top drawer is only available with a **fixed** shelf
- 2nd position drawer has a **roll-out**-shelf

Four fixed front drawers and two top drawers with receding doors. Electronic Lock factory installed. Placed in standard key position for each model. Side-to-side hanging file bars included.

- All drawers and full shelves are slotted to accept full height dividers
- *Optional Posting Shelf is available between the 3rd and 4th opening.*



**6 Drawer Lateral File
4 Receding Doors / 2 Fixed Front**

1230P6SRRRRF	18 x 30 x 77.88	125	235	28.22	\$2114
1236P6SRRRRF	18 x 36 x 77.88	125	270	33.59	\$2266
1242P6SRRRRF	18 x 42 x 77.88	125	305	38.97	\$2484

• File cannot be used to store standard three ring binders.

- Top drawer is only available with a **fixed** shelf
- 2nd position drawer has a **roll-out**-shelf

Four receding doors with roll-out shelves. Bottom drawer has fixed front. Side-to-side hanging file bars included.

- All drawers and full shelves are slotted to accept full height dividers
- *Optional Posting Shelf is available between the 3rd and 4th opening.*

Required Specifications

Metal Finish

Optional Specifications

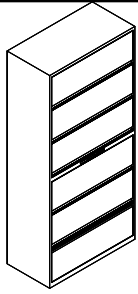
Counterweight

Accessories

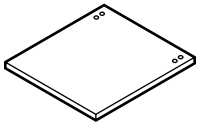
Front to Back File Bars
Plate Dividers

L 1200P LATERAL FILES

1200P SERIES - 6 HIGH



**6 Drawer Lateral File w/E-Lock
4 Receding Doors / 2 Fixed Front**



Counterweight Balance

MODEL# DIMENSIONS FREIGHT CLASS WT/LBS. CUBIC FT. LIST PRICE

D x W x H

MODEL#	DIMENSIONS	FREIGHT CLASS	WT/LBS.	CUBIC FT.	LIST PRICE
1230P6SRRRRFE	18 x 30 x 77.88	100	235	28.22	\$2399
1236P6SRRRRFE	18 x 36 x 77.88	125	270	33.59	\$2553
1242P6SRRRRFE	18 x 42 x 77.88	125	305	38.97	\$2770

- **File cannot be used to store standard three ring binders.**
- Top drawer is only available with a **fixed** shelf
- 2nd position drawer has a **roll-out**-shelf

Four receding doors with roll-out shelves. Bottom drawer has fixed front. Electronic Lock factory installed. Placed in standard key position for each model. Side-to-side hanging file bars included.

- All drawers and full shelves are slotted to accept full height dividers
- *Optional Posting Shelf is available between the 3rd and 4th opening.*

Counterweight for 2 Drawer	--	**	--	\$172
Counterweight for 3 Drawer	--	**	--	\$150
Counterweight for 4 Drawer	--	**	--	\$127
Counterweight for 5 Drawer	--	**	--	\$103
Counterweight for 6 Drawer	--	**	--	\$103

Recommended for use in 30", 36" & 42" wide 2, 3, 4, 5 & 6 drawer free standing laterals. Must be factory installed.

** Weight varies depending on which file cabinet the counterweight is used on.

Required Specifications

Metal Finish

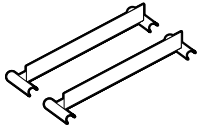
Optional Specifications

Counterweight

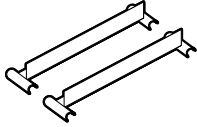
Accessories

Front to Back File Bars
Plate Dividers

LATERAL FILE ACCESSORIES



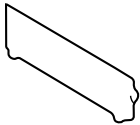
Front-to-Back Hanging File Bars for 9300 and 1900 Series Lateral Files



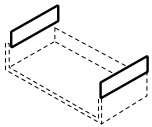
Front-to-Back Hanging File Bars for 1200 Series Lateral Files



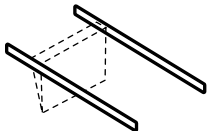
Plate Dividers



Half Height Plate Dividers



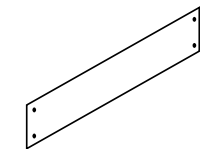
Side Adapters



Side-to-Side Hanging File Bars



Extra Key



Lateral Mounting Bracket

MODEL# DIMENSIONS FREIGHT CLASS WT/LBS. CUBIC FT. LIST PRICE

D x W x H

FBB	-- x 15.2 x --	70	1	.10	\$20
FBB-50	-- x 15.2 x --	60	50	.50	\$642
FBB-100	-- x 15.2 x --	60	100	2.71	\$1177

Includes two bars. Grey. FBB is one pair; FBB-50 is fifty pairs; FBB-100 is 100 pairs.
 • Not recommended for "L" opening with receding door and roll-out shelves.

FBBEFC	-- x 15.2 x --	70	1	.10	\$20
FBB-50EFC	-- x 15.2 x --	60	50	.50	\$642
FBB-100EFC	-- x 15.2 x --	60	100	2.71	\$1177

Includes two bars. Textured dark grey. FBBEFC is one pair; FBB-50EFC is fifty pairs; FBB-100EFC is 100 pairs.
 • Not recommended for "L" opening with receding door and roll-out shelves.

PD	--	60	4	.10	\$29
----	----	----	---	-----	-------------

Three per package. **EFC** (environmentally friendly color - a variable charcoal-like color as a result of the use of recycled finishing materials). Suitable for End Tab filing.

EXHHPD	--	60	2	.01	\$115
--------	----	----	---	-----	--------------

Three per package. Full depth half height plate divider. **EFC** (environmentally friendly color - a variable charcoal-like color as a result of the use of recycled finishing materials).

EDPS	--	60	3	.10	\$37
------	----	----	---	-----	-------------

One pair. Grey. For two point suspension printout style binders. Must be used with side-to-side file bars. One pair required for each drawer.
 • Not recommended in receding door applications.

HBF30	30 w	60	4	.10	\$37
HBF36	36 w	60	4	.10	\$37
HBF42	42 w	60	4	.10	\$37

One pair. Grey. For 30", 36" or 42" widths. Included in standard product.

EK93	--	--	--	--	\$13
------	----	----	----	----	-------------

Specify core #. Key range W401-W550.

LMB30	-- x -- x --	60	2.40	.01	\$59
LMB36	-- x -- x --	60	3	.01	\$59
LMB42	-- x -- x --	60	3.50	.01	\$59

Must be used to secure a 2 high storage cabinet unit on top of a 2, 3, 4 or 5 high lateral. Available in Black.

L LATERAL FILES TOPS

LATERAL FILE TOPS

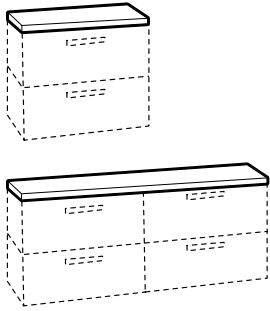
MODEL# DIMENSIONS FREIGHT CLASS WT/LBS. CUBIC FT. LIST PRICE

D x W x H

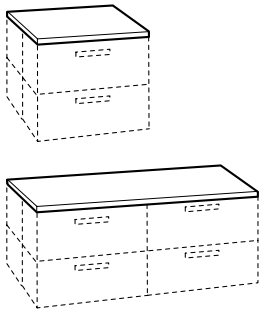
LATERAL FILE TOP NOTES:

Available finishes:

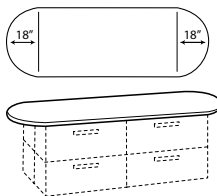
ACJ	Absolute Acajou	DWT	Designer White	TFW	Tiger Fruitwood
ASN	Asian Night	HGT	Hayden Grey	TWL	Tiger Walnut
AWC	Avant Cherry	NBL	Noce Biondo	WHE	Walnut Heights
AWH	Avant Honey	NGL	Noce Grigio	WHC	White Chocolate
BLK	Black	NEL	Noce Leggero	WGY	Willow Grey
BRC	Brushed Cobalt	NML	Noce Medio	WCR	Winter Cherry
CMB	Clear Maple	QTM	Quartered Mahogany		
DES	Dark Espresso	SOG	Storm Grey		



Lateral File Tops



Lateral File Tops - Back to Back



Lateral File Tops - Racetrack with 18" radius

		D x W x H					
30" wide	T1830	18 x 30 x 1	70	15	1		\$167
36" wide	T1836	18 x 36 x 1	70	18	1		\$201
42" wide	T1842	18 x 42 x 1	70	21	1		\$234
60" wide	T1860	18 x 60 x 1	70	30	2		\$331
72" wide	T1872	18 x 72 x 1	70	36	2		\$393
84" wide	T1884	18 x 84 x 1	70	42	2		\$457
90" wide	T1890	18 x 90 x 1	65	45	2		\$512
96" wide	T1896	18 x 96 x 1	60	50.25	1		\$512
108" wide	T18108	18 x 108 x 1	70	54	3		\$569

1" thick laminate tops for placement over metal files or File Taxi. Coordinates with Global deskings. Finish options are listed above.

• Contact Global for pricing on special size tops.

30" wide	T3630	36 x 30 x 1	60	32	.65		\$319
36" wide	T3636	36 x 36 x 1	60	34.25	.75		\$383
42" wide	T3642	36 x 42 x 1	60	36.50	.90		\$448
60" wide	T3660	36 x 60 x 1	60	41	1.25		\$638
72" wide	T3672	36 x 72 x 1	60	45.25	1.50		\$765
84" wide	T3684	36 x 84 x 1	65	49.50	1.75		\$893
90" wide	T3690	36 x 90 x 1	65	51.75	1.90		\$1022
96" wide	T3696	36 x 96 x 1	65	54	2		\$1022
108" wide	T36108	36 x 108 x 1	65	58.25	2.25		\$1146

1" thick laminate tops for placement over back-to-back metal files. Coordinates with Global casegoods. Finish options are listed above.

• Contact Global for pricing on special size tops.

96" wide	T3696R	36 x 96 x 1	60	71.50	2		\$1022
108" wide	T36108R	36 x 108 x 1	60	112	2.25		\$1146
120" wide	T36120R	36 x 120 x 1	60	123	2.50		\$1275

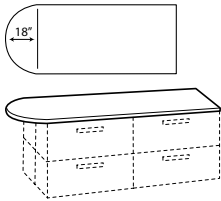
1" thick laminate tops for placement over metal files or File Taxi. Coordinates with Global casegoods. Finish options are listed above.

• Contact Global for pricing on special size tops.

Required Specifications

Laminate Finish (tops)

LATERAL FILE ACCESSORIES

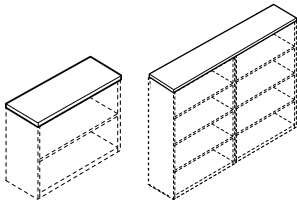


Lateral File Tops - D-Top w/18" radius

MODEL#	D x W x H	DIMENSIONS	FREIGHT CLASS	WT./LBS.	CUBIC FT.	LIST PRICE	
	48" wide	T3648D	36 x 48 x 1	60	50	1	\$512
	54" wide	T3654D	36 x 54 x 1	60	56	1.15	\$638
	60" wide	T3660D	36 x 60 x 1	60	62	1.25	\$638
	78" wide	T3678D	36 x 78 x 1	60	81	1.65	\$893
	90" wide	T3690D	36 x 90 x 1	60	94	1.90	\$1022
	102" wide	T36102D	36 x 102 x 1	60	106.75	2.15	\$1275

1" thick laminate tops for placement over metal files or File Taxi. Coordinates with Global casegoods. Finish options are listed above.

• Contact Global for pricing on special size tops.

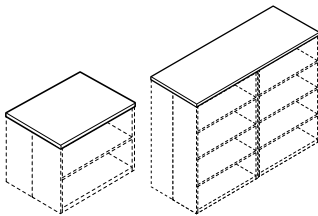


Laminate Tops for bookcases

	30" wide	T1330	13 x 30 x 1	60	11.50	.25	\$161
	36" wide	T1336	13 x 36 x 1	60	13.75	.27	\$195
	42" wide	T1342	13 x 42 x 1	60	15.75	.30	\$257
	60" wide	T1360	13 x 60 x 1	60	20	.45	\$319
	72" wide	T1372	13 x 72 x 1	60	24	.55	\$383
	84" wide	T1384	13 x 84 x 1	60	28	.65	\$512

1" thick laminate tops for placement over metal bookcases. Coordinates with Global casegoods. Finish options are listed above.

• Contact Global for pricing on special size tops.




Laminate Tops for bookcases

	30" wide	T2630	26 x 30 x 1	60	22.50	.45	\$266
	36" wide	T2636	26 x 36 x 1	60	27	.54	\$319
	42" wide	T2642	26 x 42 x 1	60	31	.60	\$426
	60" wide	T2660	26 x 60 x 1	60	45	.90	\$531
	72" wide	T2672	26 x 72 x 1	60	54	1.10	\$638
	84" wide	T2684	26 x 84 x 1	60	63	1.30	\$851

1" thick laminate tops for placement over metal bookcases. Coordinates with Global casegoods. Finish options are listed above.

• Contact Global for pricing on special size tops.

FILE BUDDY



File Buddy Swivel Stool

MODEL#	DIMENSIONS	FREIGHT CLASS	WT./LBS.	CUBIC FT.	GRADE	LIST	GRADE	LIST
1105	14 x 14 x 18.5	125	19	2.90	1	\$323	7	\$464
					2	\$343	8	\$524
					3	\$360	9	\$551
					4	\$386	10	\$604
					5	\$420	11	\$679
					6	\$439	12	\$772

5" pneumatic adjustable height stool from **16¼" to 21¼"**. Black, 5-legged, injection molded base. 14" diameter seat. C65 casters are standard. Shipped RTA (ready to assemble). COM Yardage: 0.75.



File Buddy Swivel Stool

1110	14 x 14 x 27.5	125	20	2.90	1	\$377	7	\$515
					2	\$394	8	\$574
					3	\$413	9	\$602
					4	\$439	10	\$657
					5	\$473	11	\$732
					6	\$491	12	\$825

5" pneumatic adjustable height stool from **22¼" to 32¼"**. Black, 5-legged, injection molded base. 14" diameter seat. C65 casters are standard. Shipped RTA (ready to assemble). COM Yardage: 0.75.

Required Specifications

Laminate Finish (tops)
Fabric (File Buddy)

GENERAL INFORMATION

- Comprehensive range of personal storage in a variety of sizes and configurations starting at 27"H single column widths up to 66"H triple column widths.
- Configurations include units with 1, 2, 3, 4, 6, 8 or 9 compartments depending on size.
- Lockers adapt to any space plan; in personal or shared work spaces, individually tailored to suit storage needs. Ideal for flex spaces or used to define space and used as barriers between work areas and to help guide workplace foot traffic flow.
- Painted metal case available in two depths with door front options available in painted metal or thermally fused laminate to add warmth and complement desking products or millwork. Also available in limited sizes without doors for open cubby style storage.
- Multiple door pull options including integrated full metal pulls, applied pulls to match Global Desking series and "no pull" options for ease of cleaning and to seamlessly integrate with any existing products to customize the overall aesthetic.
- Digital keyless lock options including keypad entry or RFID, programmable for "assigned" or single use "hoteling" applications
- Inside access to leveling glides for ease of installation.
- Units may be specified for optional ganging.
- Ships fully assembled.

CONSTRUCTION SPECIFICATIONS

- Metal case construction of top/bottom and inside panels in 18 gauge steel; sides, back and shelves in 20 gauge steel.
- Door fronts may be specified in painted metal or ¹¹/₁₆" thick thermally fused laminate doors with 2mm matching edge.
- Inside depth clearance is 17.125" on 18" deep cabinets.
- Inside depth clearance is 23.125" on 24" deep cabinets.
- Standard flush base with recessed kick base and 1" levelers (3/4" of adjustability for leveling), elevated units also available with 4"H feet (2" of adjustability for leveling).
- Welded case with reinforced channels to ensure strength.
- Full overlay doors with soft close hinges.
- Meets applicable ANSI/BIFMA standards for optimum durability and performance.
Note: All 12", 15" or 18" wide lockers must be ganged to another locker or anchored to a fixed wall or adjacent cabinet for compliance with applicable ANSI/BIFMA X5.6 Storage standards.

PRODUCT CODE BREAKDOWN:

- LM**- indicates locker, metal door fronts
- LL**- indicates locker, laminate door fronts
- ##** - 3rd & 4th position indicates outside width
- ##** - 5th & 6th position indicates outside nominal height
- S**- indicates 18"D overall / **D** - indicates 24"D overall
- #** - 8th position indicates the number of columns side to side
- #** - 9th position indicates the number of rows top to bottom
- L** or **R** - indicates doors installed for left or right hand hinge (doors with cam locks are reversible on-site if required)
- N** - indicates no feet, levelers only / **4** - indicates elevated case, supported by 4"H feet

FINISH OPTIONS

- Must specify finish for case and doors separately
- Metal case and doors are finished in an environmentally friendly electrostatically applied powder coat solution - a superior durable and lasting finish.

Painted metal case and door finish options:

BGR	Business Grey	MCH	Mocha Textured
BKC	Black Coffee Textured	MET	Metro
BLK	Black	MOS	Moss
BNE	Bone	NEV	Nevada
BZD	Blizzard Textured	NAVY	Navy
CHR	Charcoal	OYS	Oyster
CLT	Claret	SDT	Stonedust Textured
DCH	Dark Chocolate Textured	SGR	Storm Grey
DPT	Desert Putty	SIL	Silver
DWT	Designer White	SKY	Sky
FOG	Fog	STN	Stone
GRY	Grey	TPE	Taupe
LGR	Light Grey	TSA	Tahiti Sand
ICE	Ice	TUN	Tungsten
IVR	Ivory	WIL	Willow

Thermally fused laminate door front finish options:

ACJ	Absolute Acajou	NGL	Noce Grigio
ASN	Asian Night	NEL	Noce Leggero
AWC	Avant Cherry	NML	Noce Medio
AWH	Avant Honey	QTM	Quartered Mahogany
BLK	Black	SOG	Storm Grey
BRC	Brushed Cobalt	TFW	Tiger Fruitwood
CMB	Clear Maple	TWL	Tiger Walnut
DES	Dark Espresso	WHE	Walnut Heights
DWT	Designer White	WHC	White Chocolate
HGT	Hayden Grey	WGY	Willow Grey
NBL	Noce Biondo	WCR	Winter Cherry

SPECIFICATION OPTIONS

LOCKS


- NL** - No lock
- CL** - Cam locks⁽¹⁾. No upcharge.
- PL** - Hasp lock (for user supplied pad locks, options available for metal doors with PX pull only). **Add \$93** per opening.
- DL** (Silver) or **DB** (Black) - Keyless, key pad entry⁽²⁾. **Add \$167** per opening.
- DR** (Silver) or **DA** (Black) - Keyless, RFID entry⁽²⁾. **Add \$218** per opening.

Notes:

- ⁽¹⁾ **CL** option - randomly assigned lock cores and keys are factory installed. Option to specify key list requirements available. Complete key list form (see "Global Key List Form" on page 3) and include completed form with order. Lock cores and keys will be shipped separately, to be field installed.
- ⁽²⁾ **DA**, **DB**, **DL** and **DR** options are not available with metal fronts with PX pull option.

PULLS

- NH** - No pull, flush front. No upcharge.
- PX** - Integral full pull (only available metal doors). **Add \$14** per opening.
- KN** - Knob. **Add \$14** per opening.
- HS** - Flared Silver. **Add \$14** per opening.
- HW** - Flared Brass. **Add \$14** per opening.
- HX** - Flared matte Black. **Add \$14** per opening.
- HV** - Square edge Silver. **Add \$14** per opening.
- HU** - Square edge matte Black. **Add \$14** per opening.
- HO** - Crescent Black. **Add \$14** per opening.
- HQ** - Bar Silver. **Add \$14** per opening.
- HR** - Bar Black. **Add \$14** per opening.
- HZ** - Dimpled matte Nickel. **Add \$14** per opening.



INTERIOR SHELF AND HANGING OPTIONS

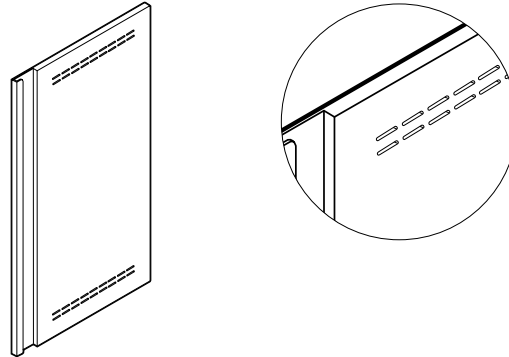
- To add interior shelves, accessory hooks or accessory bar specify one of the following options:
- NS** - None. No upcharge.
- TS** - Top shelf. **Add \$33** per opening.
- TR** - Top shelf with accessory rod. **Add \$63** per opening.
- TH** - Top shelf with two accessory hooks. **Add \$49** per opening.
- BS** - Bottom shelf. **Add \$33** per opening.
- BR** - Bottom shelf with accessory rod above. **Add \$63** per opening.
- BH** - Bottom shelf with two accessory hooks above. **Add \$49** per opening.
- DS** - Top and bottom shelf. **Add \$63** per opening.
- DR** - Top and bottom shelf with accessory rod. **Add \$95** per opening.
- DH** - Top and bottom shelf with two accessory hooks. **Add \$82** per opening.
- RO** - Accessory rod only. **Add \$26** per opening.
- HO** - Two accessory hooks only. **Add \$17** per opening.

Not all options are available for all size openings. Confirm available options specific to opening size per electronic specification tools or Build-it tool on Global's website.

- Load capacity per shelf is 48.5 lbs.

VENTILATION

- Only applicable for lockers with metal doors (LM models only).
- N** - None. No upcharge.
- U** - Upper position on door front. **Add \$121** per opening.
- L** - Lower position on door front. **Add \$121** per opening.
- B** - Both upper and lower positions on door front. **Add \$241** per opening.



MAIL SLOT

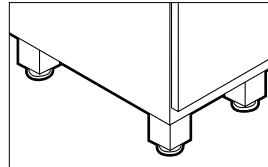
- Optional mail slot for units with metal doors only.
- Mail slot is 5" wide x 0.25" high, position centered 3" from top.
- N** - None. No upcharge.
- M** - Mail slot. **Add \$116** per opening.

GANGING

- **All units 12", 15" or 18" wide must be ganged to another locker or anchored to a fixed wall or adjacent cabinet for compliance with applicable ANSI/ BIFMA X5.6 Storage standards.**
- Units may ship factory ready for ganging, specify:
 - NG** - No ganging. No upcharge.
 - BG** - Unit drilled on both sides for ganging, upcharge per cabinet applies. **Add \$47.** Ganging hardware included.
- Units specified for ganging will be drilled through on both sides of cabinets and include ganging hardware for one side. For end units, specify no ganging and follow easy on site instructions to add ganging left or right side as required to end a run.

ELEVATED BASE

- Elevated units with 4" feet



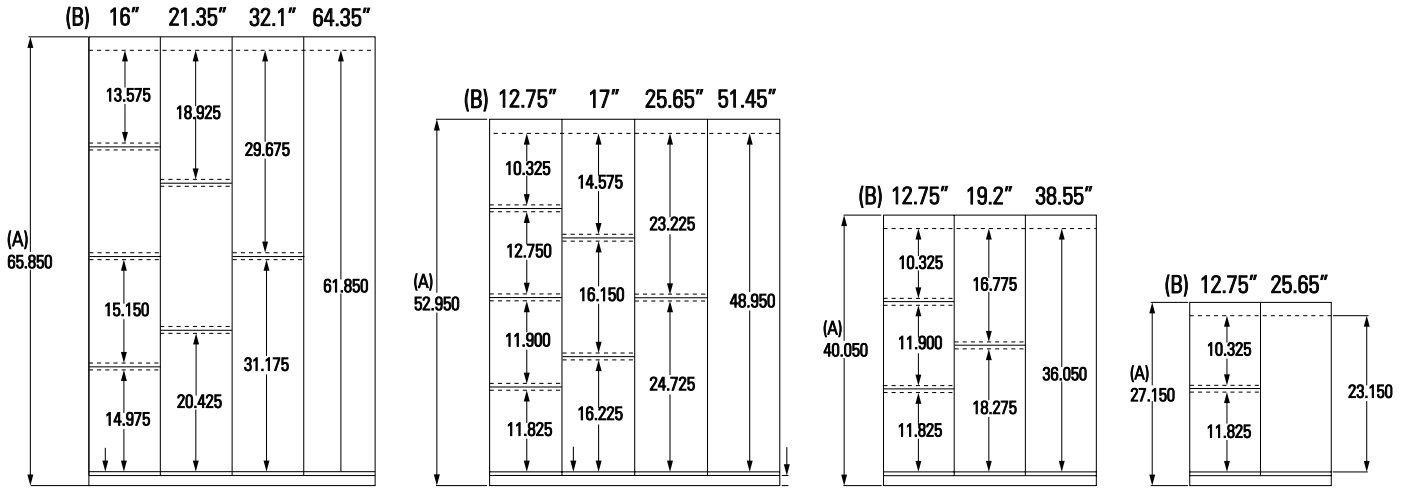
L 1200 PERSONAL LOCKERS - NOTES

ELEVATION SPECIFICS

(A) Outside overall height

(B) Outside door height per opening

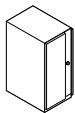
All other dimensions indicate inside height clearance per opening



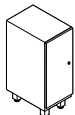
- Inside depth clearance is 17.125" on 18" deep cabinets.
- Inside depth clearance is 23.125" on 24" deep cabinets.
- Inside width clearance per opening:
 - 1 column - 12" wide cabinets: 10.5"
 - 1 column - 15" wide cabinets: 13.5"
 - 1 column - 18" wide cabinets: 16.5"
 - 2 columns - 24" wide cabinets: 10.5"
 - 2 columns - 30" wide cabinets: 13.5"
 - 2 columns - 36" wide cabinets: 16.5"
 - 3 columns - 36" wide cabinets: 10.5"

ONE COLUMN LOCKERS, ONE ROW

MODEL# DIMENSIONS FREIGHT CLASS WT/LBS. CUBIC FT. LIST PRICE



*Metal doors, flush base
Left hand shown*



*Laminate doors, elevated base
Left hand shown*

One Column Locker, One Row - 27"H

D x W x H

Metal case with metal doors

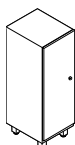
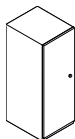
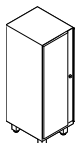
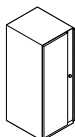
LM1227S11LN / RN	18 x 12 x 27.15	92.5	50	4.7	\$566
LM1227S11L4 / R4	18 x 12 x 31.15	92.5	50	4.7	\$675

Metal case with laminate doors

LL1227S11LN / RN	18 x 12 x 27.15	92.5	47	4.7	\$619
LL1227S11L4 / R4	18 x 12 x 31.15	92.5	47	4.7	\$729

LM models shown with PX pull and CL lock; LL models shown with default no handle, CL lock

- Select suffix **(LN)** for **left** hand / **(RN)** for **right** hand opening with levelers (flush base).
- Select suffix **(L4)** for **left** hand / **(R4)** for **right** hand opening with **4" elevated base**.
- 12" wide lockers to be ganged or anchored for compliance with ANSI/BIFMA X5.6 storage standards.



Left hand shown

One Column Locker, One Row - 40"H

Metal case with metal doors, flush base

LM1240S11LN / RN	18 x 12 x 40.5	92.5	72	6.8	\$678
LM1540S11LN / RN	18 x 15 x 40.5	100	79	8.3	\$706
LM1840S11LN / RN	18 x 18 x 40.5	100	85	9.7	\$740
LM1240D11LN / RN	24 x 12 x 40.5	92.5	88	8.8	\$764
LM1540D11LN / RN	24 x 15 x 40.5	100	95	10.7	\$794
LM1840D11LN / RN	24 x 18 x 40.5	100	103	12.6	\$832

Metal case with metal doors, elevated base

LM1240S11L4 / R4	18 x 12 x 44.5	92.5	72	6.8	\$788
LM1540S11L4 / R4	18 x 15 x 44.5	100	79	8.3	\$815
LM1840S11L4 / R4	18 x 18 x 44.5	100	85	9.74	\$850
LM1240D11L4 / R4	24 x 12 x 44.5	92.5	88	8.8	\$874
LM1540D11L4 / R4	24 x 15 x 44.5	100	95	10.7	\$904
LM1840D11L4 / R4	24 x 18 x 44.5	100	103	12.6	\$942

Metal case with laminate doors, flush base

LL1240S11LN / RN	18 x 12 x 40.5	92.5	68	6.8	\$737
LL1540S11LN / RN	18 x 15 x 40.5	100	74	8.3	\$762
LL1840S11LN / RN	18 x 18 x 40.5	100	80	9.7	\$828
LL1240D11LN / RN	24 x 12 x 40.5	100	84	8.8	\$823
LL1540D11LN / RN	24 x 15 x 40.5	100	91	10.7	\$851
LL1840D11LN / RN	24 x 18 x 40.5	125	97	12.6	\$920

Metal case with laminate doors, elevated base

LL1240S11L4 / R4	18 x 12 x 44.5	92.5	68	6.8	\$847
LL1540S11L4 / R4	18 x 15 x 44.5	100	74	8.3	\$872
LL1840S11L4 / R4	18 x 18 x 44.5	100	80	9.7	\$937
LL1240D11L4 / R4	24 x 12 x 44.5	100	84	8.8	\$933
LL1540D11L4 / R4	24 x 15 x 44.5	100	91	10.7	\$961
LL1840D11L4 / R4	24 x 18 x 44.5	125	97	12.6	\$1030

LM models shown with PX pull and CL lock; LL models shown with default no handle, CL lock.

- Select suffix **(LN)** for **left** hand / **(RN)** for **right** hand opening with levelers (flush base).
- Select suffix **(L4)** for **left** hand / **(R4)** for **right** hand opening with **4" elevated base**.
- 12", 15" or 18" wide lockers to be ganged or anchored for compliance with ANSI/BIFMA X5.6 storage standards.

Required Specifications

Case finish (painted)
Door front finish (painted or laminate)

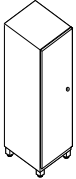
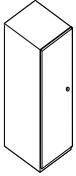
Optional Specifications

Locks Pulls
Interior options Ganging
Ventilation (LM models only)
Mail slot (LM models only)

Refer to specification options on page 36 for applicable options and upcharges.

L 1200 PERSONAL LOCKERS

ONE COLUMN LOCKERS, ONE ROW



Left hand shown

One Column Locker, One Row - 53"H

MODEL#	DIMENSIONS	FREIGHT CLASS	WT/LBS.	CUBIC FT.	LIST PRICE
--------	------------	---------------	---------	-----------	------------

D x W x H

Metal case with metal doors, flush base

LM1253S11LN / RN	18 x 12 x 52.95	92.5	91	8.9	\$798
LM1553S11LN / RN	18 x 15 x 52.95	100	99	10.8	\$831
LM1853S11LN / RN	18 x 18 x 52.95	100	107	12.7	\$876
LM1253D11LN / RN	24 x 12 x 52.95	100	110	11.6	\$902
LM1553D11LN / RN	24 x 15 x 52.95	100	119	14.1	\$937
LM1853D11LN / RN	24 x 18 x 52.95	125	127	16.6	\$986

Metal case with metal doors, elevated base

LM1253S11L4 / R4	18 x 12 x 56.95	92.5	91	8.9	\$908
LM1553S11L4 / R4	18 x 15 x 56.95	100	99	10.8	\$941
LM1853S11L4 / R4	18 x 18 x 56.95	100	107	12.7	\$986
LM1253D11L4 / R4	24 x 12 x 56.95	100	110	11.6	\$1012
LM1553D11L4 / R4	24 x 15 x 56.95	100	119	14.1	\$1047
LM1853D11L4 / R4	24 x 18 x 56.95	100	127	16.6	\$1095

Metal case with laminate doors, flush base

LL1253S11LN / RN	18 x 12 x 52.95	100	86	8.9	\$909
LL1553S11LN / RN	18 x 15 x 52.95	100	93	10.8	\$947
LL1853S11LN / RN	18 x 18 x 52.95	125	100	12.7	\$1000
LL1253D11LN / RN	24 x 12 x 52.95	100	105	11.6	\$1013
LL1553D11LN / RN	24 x 15 x 52.95	100	113	14.1	\$1054
LL1853D11LN / RN	24 x 18 x 52.95	125	121	16.6	\$1110

Metal case with laminate doors, elevated base

LL1253S11L4 / R4	18 x 12 x 56.95	100	86	8.9	\$1019
LL1553S11L4 / R4	18 x 15 x 56.95	100	93	10.8	\$1057
LL1853S11L4 / R4	18 x 18 x 56.95	125	100	12.7	\$1110
LL1253D11L4 / R4	24 x 12 x 56.95	100	105	11.6	\$1123
LL1553D11L4 / R4	24 x 15 x 56.95	100	113	14.1	\$1164
LL1853D11L4 / R4	24 x 18 x 56.95	125	121	16.6	\$1220

LM models shown with PX pull and CL lock; LL models shown with default no handle, CL lock.

- Select suffix **(LN)** for left hand / **(RN)** for right hand opening with levelers (flush base).
- Select suffix **(L4)** for left hand / **(R4)** for right hand opening with **4" elevated base**.
- 12", 15" or 18" wide lockers to be ganged or anchored for compliance with ANSI/BIFMA X5.6 storage standards.

Required Specifications

Case finish (painted)
Door front finish (painted or laminate)

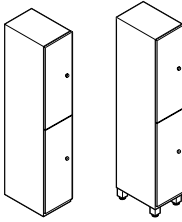
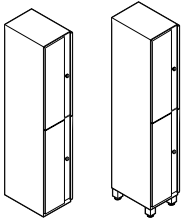
Optional Specifications

Locks
Interior options
Ventilation (LM models only)
Mail slot (LM models only)
Pulls
Ganging

Refer to specification options on page 36 for applicable options and upcharges.

L 1200 PERSONAL LOCKERS

ONE COLUMN LOCKERS, TWO ROWS



Left hand shown

One Column Locker, Two Rows - 66"H

MODEL#	DIMENSIONS	FREIGHT CLASS	WT/LBS.	CUBIC FT.	LIST PRICE
--------	------------	---------------	---------	-----------	------------

D x W x H

Metal case with metal doors, flush base

LM1266S12LN / RN	12 x 18 x 65.85	100	109	11	\$992
LM1866S12LN / RN	18 x 18 x 65.85	100	127	15.7	\$1086
LM1266D12LN / RN	12 x 24 x 65.85	100	137	14.3	\$1120
LM1866D12LN / RN	18 x 24 x 65.85	125	151	20.5	\$1222

Metal case with metal doors, elevated base

LM1266S12L4 / R4	12 x 18 x 69.85	100	109	11	\$1101
LM1866S12L4 / R4	18 x 18 x 69.85	100	127	15.7	\$1196
LM1266D12L4 / R4	12 x 24 x 69.85	100	137	14.3	\$1230
LM1866D12L4 / R4	18 x 24 x 69.85	125	151	20.5	\$1332

Metal case with laminate doors, flush base

LL1266S12LN / RN	12 x 18 x 65.85	100	103	11	\$1122
LL1866S12LN / RN	18 x 18 x 65.85	100	123.5	14.9	\$1165
LL1266D12LN / RN	12 x 24 x 65.85	100	131	14.3	\$1251
LL1866D12LN / RN	18 x 24 x 65.85	125	143	20.5	\$1300

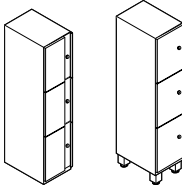
Metal case with laminate doors, elevated base

LL1266S12L4 / R4	12 x 18 x 69.85	100	103	11	\$1232
LL1866S12L4 / R4	18 x 18 x 69.85	125	118	15.7	\$1274
LL1266D12L4 / R4	12 x 24 x 69.85	100	131	14.3	\$1360
LL1866D12L4 / R4	18 x 24 x 69.85	125	143	20.5	\$1410

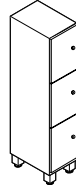
LM models shown with PX pull and CL lock; LL models shown with default no handle, CL lock.

- Select suffix **(LN)** for left hand / **(RN)** for right hand opening with levelers (flush base).
- Select suffix **(L4)** for left hand / **(R4)** for right hand opening with **4" elevated base**.
- 12" or 18" wide lockers to be ganged or anchored for compliance with ANSI/BIFMA X5.6 storage standards.

ONE COLUMN LOCKERS, THREE ROWS



Metal doors,
flush base



Laminate doors,
elevated base

Left hand shown

One Column Locker, Three Rows - 53"H

MODEL#	DIMENSIONS	FREIGHT CLASS	WT/LBS.	CUBIC FT.	LIST PRICE
--------	------------	---------------	---------	-----------	------------

Metal case with metal doors

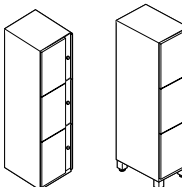
LM1253S13LN / RN	12 x 18 x 52.95	92.5	93	8.9	\$972
LM1253S13L4 / R4	12 x 18 x 56.95	92.5	93	8.9	\$1082

Metal case with laminate doors

LL1253S13LN / RN	12 x 18 x 52.95	100	88	8.9	\$1116
LL1253S13L4 / R4	12 x 18 x 56.95	100	88	8.9	\$1226

LM models shown with PX pull and CL lock; LL models shown with default no handle, CL lock.

- Select suffix **(LN)** for left hand / **(RN)** for right hand opening with levelers (flush base).
- Select suffix **(L4)** for left hand / **(R4)** for right hand opening with **4" elevated base**.
- 12" wide lockers to be ganged or anchored for compliance with ANSI/BIFMA X5.6 storage standards.



Metal doors,
flush base



Laminate doors,
elevated base

Left hand shown

One Column Locker, Three Rows - 66"H

Metal case with metal doors

LM1866S13LN / RN	18 x 18 x 65.85	125	101	15.7	\$1777
LM1866S13L4 / R4	18 x 18 x 69.85	125	101	15.7	\$1287

Metal case with laminate doors

LL1866S13LN / RN	18 x 18 x 65.85	100	127.7	14.9	\$1313
LL1866S13L4 / R4	18 x 18 x 69.85	150	93	15.74	\$1423

LM models shown with PX pull and CL lock; LL models shown with default no handle, CL lock.

- Select suffix **(LN)** for left hand / **(RN)** for right hand opening with levelers (flush base).
- Select suffix **(L4)** for left hand / **(R4)** for right hand opening with **4" elevated base**.
- 18" wide lockers to be ganged or anchored for compliance with ANSI/BIFMA X5.6 storage standards.

Required Specifications

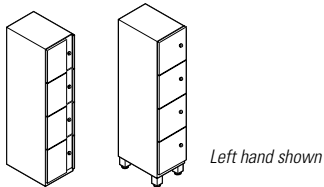
Case finish (painted)
Door front finish (painted or laminate)

Optional Specifications

Locks
Pulls
Interior options
Ventilation (LM models only)
Mail slot (LM models only)
Ganging

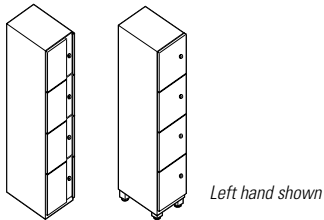
Refer to specification options on page 36
for applicable options and upcharges.

ONE COLUMN LOCKERS, FOUR ROWS



Metal doors, flush base Laminate doors, elevated base

One Column Locker, Four Rows - 53"H



Metal doors, flush base Laminate doors, elevated base

One Column Locker, Four Rows - 66"H

MODEL# DIMENSIONS FREIGHT CLASS WT/LBS. CUBIC FT. LIST PRICE

D x W x H

Metal case with metal doors

LM1853S14LN / RN	18 x 18 x 52.95	92.5	93	8.9	\$1157
LM1853S14L4 / R4	18 x 18 x 56.95	92.5	93	8.9	\$1267

Metal case with laminate doors

LL1853S14LN / RN	18 x 18 x 52.95	100	88	8.9	\$1343
LL1853S14L4 / R4	18 x 18 x 56.95	100	88	8.9	\$1453

LM models shown with PX pull and CL lock; LL models shown with default no handle, CL lock.

- Select suffix **(LN)** for left hand / **(RN)** for right hand opening with levelers (flush base).
- Select suffix **(L4)** for left hand / **(R4)** for right hand opening with 4" elevated base.
- 18" wide lockers to be ganged or anchored for compliance with ANSI/BIFMA X5.6 storage standards.

Metal case with metal doors

LM1266S14LN / RN	12 x 18 x 65.85	92.5	114	11	\$1178
LM1266S14L4 / R4	12 x 18 x 69.85	92.5	114	11	\$1288

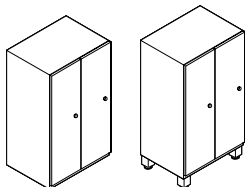
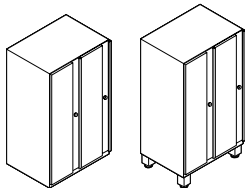
Metal case with laminate doors

LL1266S14LN / RN	12 x 18 x 65.85	100	108	11	\$1343
LL1266S14L4 / R4	12 x 18 x 69.85	100	108	11	\$1452

LM models shown with PX pull and CL lock; LL models shown with default no handle, CL lock.

- Select suffix **(LN)** for left hand / **(RN)** for right hand opening with levelers (flush base).
- Select suffix **(L4)** for left hand / **(R4)** for right hand opening with 4" elevated base.
- 12" wide lockers to be ganged or anchored for compliance with ANSI/BIFMA X5.6 storage standards.

TWO COLUMN LOCKERS, ONE ROW



Left hand shown

Two Column Locker, One Row - 40"H

MODEL# DIMENSIONS FREIGHT CLASS WT/LBS. CUBIC FT. LIST PRICE

Metal case with metal doors, flush base

LM2440S21LN / RN	18 x 24 x 40.5	100	114	12.6	\$1074
LM3040S21LN / RN	18 x 30 x 40.5	100	126	15.6	\$1140
LM2440D21LN / RN	24 x 24 x 40.5	100	137	16.4	\$1195
LM3040D21LN / RN	24 x 30 x 40.5	125	149	20.2	\$1266

Metal case with metal doors, elevated base

LM2440S21L4 / R4	18 x 24 x 44.5	100	114	12.6	\$1183
LM3040S21L4 / R4	18 x 30 x 44.5	100	126	15.6	\$1249
LM2440D21L4 / R4	24 x 24 x 44.5	100	137	16.4	\$1305
LM3040D21L4 / R4	24 x 30 x 44.5	125	149	20.2	\$1375

Metal case with laminate doors, flush base

LL2440S21LN / RN	18 x 24 x 40.5	100	106	12.6	\$1192
LL3040S21LN / RN	18 x 30 x 40.5	125	117	15.6	\$1253
LL2440D21LN / RN	24 x 24 x 40.5	125	129	16.4	\$1313
LL3040D21LN / RN	24 x 30 x 40.5	125	140	20.2	\$1379

Metal case with laminate doors, elevated base

LL2440S21L4 / R4	18 x 24 x 44.5	100	106	12.6	\$1302
LL3040S21L4 / R4	18 x 30 x 44.5	125	117	15.6	\$1362
LL2440D21L4 / R4	24 x 24 x 44.5	125	129	16.4	\$1423
LL3040D21L4 / R4	24 x 30 x 44.5	125	140	20.2	\$1488

LM models shown with PX pull and CL lock; LL models shown with default no handle, CL lock.

- Select suffix **(LN)** for left hand / **(RN)** for right hand opening with levelers (flush base).
- Select suffix **(L4)** for left hand / **(R4)** for right hand opening with 4" elevated base.

Required Specifications

Case finish (painted)
Door front finish (painted or laminate)

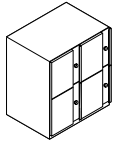
Optional Specifications

Locks Pulls
Interior options Ganging
Ventilation (LM models only)
Mail slot (LM models only)

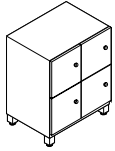
Refer to specification options on page 36 for applicable options and upcharges.

L 1200 PERSONAL LOCKERS

TWO COLUMN LOCKERS, TWO ROWS

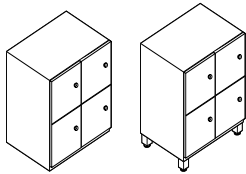
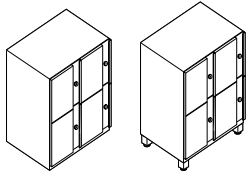


Metal doors, flush base
Left hand shown



Laminate doors, elevated base
Left hand shown

Two Column Locker, Two Rows - 27"H



Left hand shown

Two Column Locker, Two Rows - 40"H

MODEL#	DIMENSIONS	FREIGHT CLASS	WT/LBS.	CUBIC FT.	LIST PRICE
--------	------------	---------------	---------	-----------	------------

D x W x H

Metal case with metal doors

LM2427S22LN / RN	18 x 24 x 27.15	92.5	88	8.7	\$1081
LM2427S22L4 / R4	18 x 24 x 31.15	92.5	88	8.7	\$1191

Metal case with laminate doors

LL2427S22LN / RN	18 x 24 x 27.15	100	82	8.7	\$1254
LL2427S22L4 / R4	18 x 24 x 31.15	100	82	8.7	\$1364

LM models shown with PX pull and CL lock; LL models shown with default no handle, CL lock.

- Select suffix **(LN)** for left hand / **(RN)** for right hand opening with levelers (flush base).
- Select suffix **(L4)** for left hand / **(R4)** for right hand opening with **4" elevated base**.

Metal case with metal doors, flush base

LM2440S22LN / RN	18 x 24 x 40.5	100	119	12.6	\$1252
LM3040S22LN / RN	18 x 30 x 40.5	100	134	15.6	\$1320
LM2440D22LN / RN	24 x 24 x 40.5	100	143	16.4	\$1382
LM3040D22LN / RN	24 x 30 x 40.5	125	159	20.2	\$1455

Metal case with metal doors, elevated base

LM2440S22L4 / R4	18 x 24 x 44.5	100	119	12.6	\$1361
LM3040S22L4 / R4	18 x 30 x 44.5	100	134	15.6	\$1429
LM2440D22L4 / R4	24 x 24 x 44.5	100	143	16.4	\$1491
LM3040D22L4 / R4	24 x 30 x 44.5	125	159	20.2	\$1564

Metal case with laminate doors, flush base

LL2440S22LN / RN	18 x 24 x 40.5	100	109	12.6	\$1481
LL3040S22LN / RN	18 x 30 x 40.5	100	125	15.6	\$1602
LL2440D22LN / RN	24 x 24 x 40.5	100	133	16.4	\$1625
LL3040D22LN / RN	24 x 30 x 40.5	125	151	20.2	\$1751

Metal case with laminate doors, elevated base

LL2440S22L4 / R4	18 x 24 x 44.5	100	109	12.6	\$1590
LL3040S22L4 / R4	18 x 30 x 44.5	100	125	15.6	\$1711
LL2440D22L4 / R4	24 x 24 x 44.5	100	133	16.4	\$1735
LL3040D22L4 / R4	24 x 30 x 44.5	125	151	20.2	\$1861

LM models shown with PX pull and CL lock; LL models shown with default no handle, CL lock.

- Select suffix **(LN)** for left hand / **(RN)** for right hand opening with levelers (flush base).
- Select suffix **(L4)** for left hand / **(R4)** for right hand opening with **4" elevated base**.

Required Specifications

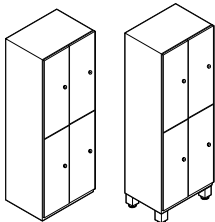
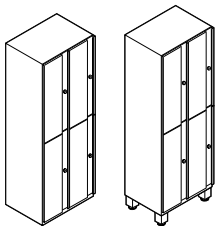
Case finish (painted)
Door front finish (painted or laminate)

Optional Specifications

Locks
Interior options
Ventilation (LM models only)
Mail slot (LM models only)
Pulls
Ganging

Refer to specification options on page 36 for applicable options and upcharges.

TWO COLUMN LOCKERS, TWO ROWS



Left hand shown

Two Column Locker, Two Rows - 66"H

MODEL# DIMENSIONS FREIGHT CLASS WT/LBS. CUBIC FT. LIST PRICE

D x W x H

Metal case with metal doors, flush base

LM2466S22LN / RN	18 x 24 x 65.85	100	181	20.5	\$1618
LM3666S22LN / RN	18 x 36 x 65.85	92.5	220	20.5	\$1830
LM2466D22LN / RN	24 x 24 x 65.85	100	216	26.6	\$1884

Metal case with metal doors, elevated base

LM2466S22L4 / R4	18 x 24 x 69.85	100	181	20.5	\$1728
LM3666S22L4 / RN	18 x 36 x 69.85	92.5	220	20.5	\$1940
LM2466D22L4 / R4	24 x 24 x 69.85	100	216	26.6	\$1994

Metal case with laminate doors, flush base

LL2466S22LN / RN	18 x 24 x 65.85	100	169	20.5	\$1879
LL3666S22LN / RN	18 x 36 x 65.85	125	206.8	28.6	\$1986
LL2466D22LN / RN	24 x 24 x 65.85	125	204	26.6	\$2072

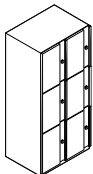
Metal case with laminate doors, elevated base

LL2466S22L4 / R4	18 x 24 x 69.85	100	169	20.5	\$1988
LL3666S22L4 / R4	18 x 36 x 69.85	100	189	20.5	\$2096
LL2466D22L4 / R4	24 x 24 x 69.85	125	204	26.6	\$2182

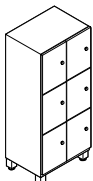
LM models shown with PX pull and CL lock; LL models shown with default no handle, CL lock.

- Select suffix **(LN)** for left hand / **(RN)** for right hand opening with levelers (flush base).
- Select suffix **(L4)** for left hand / **(R4)** for right hand opening with 4" elevated base.

TWO COLUMN LOCKERS, THREE ROWS



Metal doors, flush base
Left hand shown



Laminate doors, elevated base
Left hand shown

Two Column Locker, Three Rows - 53"H

MODEL# DIMENSIONS FREIGHT CLASS WT/LBS. CUBIC FT. LIST PRICE

Metal case with metal doors

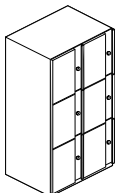
LM2453S23LN / RN	18 x 24 x 52.95	100	157	16.6	\$1617
LM2453S23L4 / R4	18 x 24 x 56.95	100	157	16.6	\$1727

Metal case with laminate doors

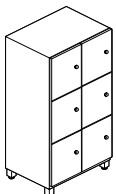
LL2453S23LN / RN	18 x 24 x 52.95	100	145	16.6	\$1906
LL2453S23L4 / R4	18 x 24 x 56.95	100	145	16.6	\$2015

LM models shown with PX pull and CL lock; LL models shown with default no handle, CL lock.

- Select suffix **(LN)** for left hand / **(RN)** for right hand opening with levelers (flush base).
- Select suffix **(L4)** for left hand / **(R4)** for right hand opening with 4" elevated base.



Metal doors, flush base
Left hand shown



Laminate doors, elevated base
Left hand shown

Two Column Locker, Three Rows - 66"H

Metal case with metal doors

LM3666S23LN / RN	18 x 36 x 65.85	125	212	29.9	\$2018
LM3666S23L4 / R4	18 x 36 x 65.85	125	212	29.9	\$2128

Metal case with laminate doors

LL3666S23LN / RN	18 x 36 x 65.85	125	215.3	28.6	\$2291
LL3666S23L4 / R4	18 x 36 x 65.85	125	211	29.9	\$2401

LM models shown with PX pull and CL lock; LL models shown with default no handle, CL lock.

- Select suffix **(LN)** for left hand / **(RN)** for right hand opening with levelers (flush base).
- Select suffix **(L4)** for left hand / **(R4)** for right hand opening with 4" elevated base.

Required Specifications

Case finish (painted)
Door front finish (painted or laminate)

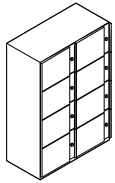
Optional Specifications

Locks Pulls
Interior options Ganging
Ventilation (LM models only)
Mail slot (LM models only)

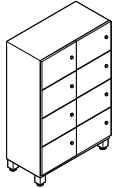
Refer to specification options on page 36 for applicable options and upcharges.

L 1200 PERSONAL LOCKERS

TWO COLUMN LOCKERS, FOUR ROWS



Metal doors, flush base
Left hand shown



Laminate doors, elevated base
Left hand shown

Two Column Locker, Four Rows - 53"H

MODEL#	DIMENSIONS	FREIGHT CLASS	WT/LBS.	CUBIC FT.	LIST PRICE
--------	------------	---------------	---------	-----------	------------

D x W x H

Metal case with metal doors

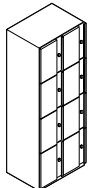
LM3653S24LN / RN	18 x 36 x 52.95	100	211	24.2	\$2023
LM3653S24L4 / R4	18 x 36 x 56.95	100	211	24.2	\$2123

Metal case with laminate doors

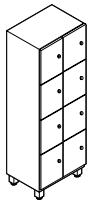
LL3653S24LN / RN	18 x 36 x 52.95	100	196	24.2	\$2600
LL3653S24L4 / R4	18 x 36 x 56.95	100	196	24.2	\$2709

LM models shown with PX pull and CL lock; LL models shown with default no handle, CL lock.

- Select suffix (LN) for left hand / (RN) for right hand opening with levelers (flush base).
- Select suffix (L4) for left hand / (R4) for right hand opening with 4" elevated base.



Metal doors, flush base
Left hand shown



Laminate doors, elevated base
Left hand shown

Two Column Locker, Four Rows - 66"H

Metal case with metal doors

LM2466S24LN / RN	18 x 24 x 65.85	100	192	20.5	\$1990
LM2466S24L4 / R4	18 x 24 x 69.85	100	192	20.5	\$2100

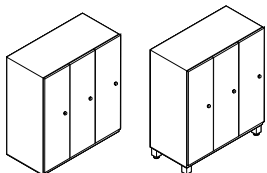
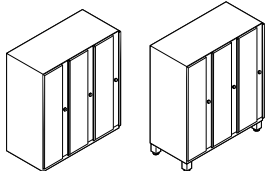
Metal case with laminate doors

LL2466S24LN / RN	18 x 24 x 65.85	100	179	20.5	\$2320
LL2466S24L4 / R4	18 x 24 x 69.85	100	179	20.5	\$2429

LM models shown with PX pull and CL lock; LL models shown with default no handle, CL lock.

- Select suffix (LN) for left hand / (RN) for right hand opening with levelers (flush base).
- Select suffix (L4) for left hand / (R4) for right hand opening with 4" elevated base.

THREE COLUMN LOCKERS, ONE ROW



Left hand shown

Three Column Locker, One Row - 40"H

Metal case with metal doors, flush base

LM3640S31LN / RN	18 x 36 x 40.5	100	161	18.5	\$1471
LM3640D31LN / RN	24 x 36 x 40.5	100	192	24	\$1631

Metal case with metal doors, elevated base

LM3640S31L4 / R4	18 x 36 x 44.5	100	161	18.5	\$1581
LM3640D31L4 / R4	24 x 36 x 44.5	100	192	24	\$1741

Metal case with laminate doors, flush base

LL3640S31LN / RN	18 x 36 x 40.5	125	134	18.5	\$1649
LL3640D31LN / RN	24 x 36 x 40.5	125	165	24	\$1808

Metal case with laminate doors, elevated base

LL3640S31L4 / R4	18 x 36 x 44.5	125	134	18.5	\$1758
LL3640D31L4 / R4	24 x 36 x 44.5	125	165	24	\$1918

LM models shown with PX pull and CL lock; LL models shown with default no handle, CL lock.

- Select suffix (LN) for left hand / (RN) for right hand opening with levelers (flush base).
- Select suffix (L4) for left hand / (R4) for right hand opening with 4" elevated base.

Required Specifications

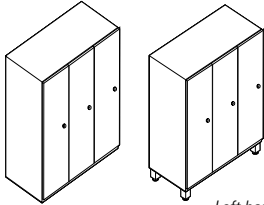
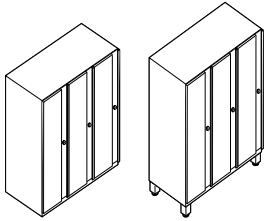
Case finish (painted)
Door front finish (painted or laminate)

Optional Specifications

Locks
Pulls
Interior options
Ventilation (LM models only)
Mail slot (LM models only)
Ganging

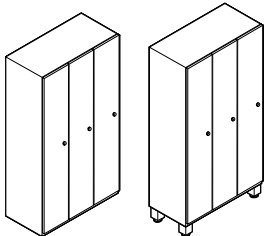
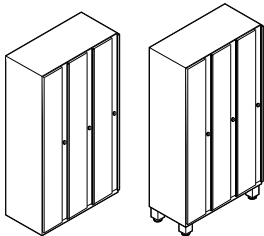
Refer to specification options on page 36 for applicable options and upcharges.

THREE COLUMN LOCKERS, ONE ROW



Left hand shown

Three Column Locker, One Row - 53"H



Left hand shown

Three Column Locker, One Row - 66"H

MODEL# DIMENSIONS FREIGHT CLASS WT/LBS. CUBIC FT. LIST PRICE

D x W x H

Metal case with metal doors, flush base

LM3653S31LN / RN	18 x 36 x 52.95	100	203	24.2	\$1747
LM3653D31LN / RN	24 x 36 x 52.95	125	240	31.4	\$1955

Metal case with metal doors, elevated base

LM3653S31L4 / R4	18 x 36 x 56.95	100	203	24.2	\$1857
LM3653D31L4 / R4	24 x 36 x 56.95	125	240	31.4	\$2064

Metal case with laminate doors, flush base

LL3653S31LN / RN	18 x 36 x 52.95	125	188	24.2	\$2080
LL3653D31LN / RN	24 x 36 x 52.95	125	226	31.4	\$2287

Metal case with laminate doors, elevated base

LL3653S31L4 / R4	18 x 36 x 56.95	125	188	24.2	\$2189
LL3653D31L4 / R4	24 x 36 x 56.95	125	226	31.4	\$2397

LM models shown with PX pull and CL lock; LL models shown with default no handle, CL lock.

- Select suffix **(LN)** for left hand / **(RN)** for right hand opening with levelers (flush base).
- Select suffix **(L4)** for left hand / **(R4)** for right hand opening with 4" elevated base.

Metal case with metal doors, flush base

LM3666S31LN / RN	18 x 36 x 65.85	100	246	29.9	\$2002
LM3666D31LN / RN	24 x 36 x 65.85	125	291	38.9	\$2251

Metal case with metal doors, elevated base

LM3666S31L4 / R4	18 x 36 x 69.85	100	246	29.9	\$2112
LM3666D31L4 / R4	24 x 36 x 69.85	125	291	38.9	\$2361

Metal case with laminate doors, flush base

LL3666S31LN / RN	18 x 36 x 65.85	125	229	29.9	\$2299
LL3666D31LN / RN	24 x 36 x 65.85	125	274	38.9	\$2548

Metal case with laminate doors, elevated base

LL3666S31L4 / R4	18 x 36 x 69.85	125	229	29.9	\$2409
LL3666D31L4 / R4	24 x 36 x 69.85	125	274	38.9	\$2658

LM models shown with PX pull and CL lock; LL models shown with default no handle, CL lock.

- Select suffix **(LN)** for left hand / **(RN)** for right hand opening with levelers (flush base).
- Select suffix **(L4)** for left hand / **(R4)** for right hand opening with 4" elevated base.

Required Specifications

Case finish (painted)
Door front finish (painted or laminate)

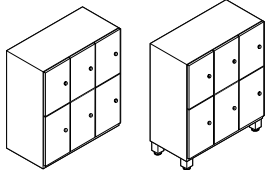
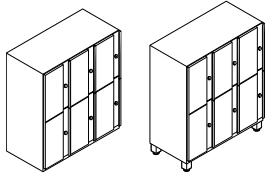
Optional Specifications

Locks Pulls
Interior options Ganging
Ventilation (LM models only)
Mail slot (LM models only)

Refer to specification options on page 36 for applicable options and upcharges.

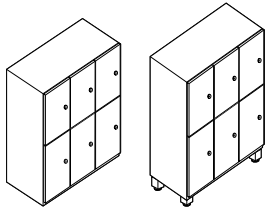
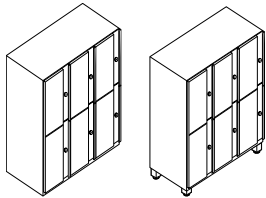
L 1200 PERSONAL LOCKERS

THREE COLUMN LOCKERS, TWO ROWS



Left hand shown

Three Column Locker, Two Rows - 40"H



Left hand shown

Three Column Locker, Two Rows - 53"H

MODEL#	DIMENSIONS	FREIGHT CLASS	WT/LBS.	CUBIC FT.	LIST PRICE
--------	------------	---------------	---------	-----------	------------

D x W x H

Metal case with metal doors, flush base

LM3640S32LN / RN	18 x 36 x 40.5	100	169	18.5	\$1738
LM3640D32LN / RN	24 x 36 x 40.5	100	202	24	\$1911

Metal case with metal doors, elevated base

LM3640S32L4 / R4	18 x 36 x 44.5	100	169	18.5	\$1848
LM3640D32L4 / R4	24 x 36 x 44.5	100	202	24	\$2021

Metal case with laminate doors, flush base

LL3640S32LN / RN	18 x 36 x 40.5	100	157	18.5	\$2081
LL3640D32LN / RN	24 x 36 x 40.5	125	190	24	\$2277

Metal case with laminate doors, elevated base

LL3640S32L4 / R4	18 x 36 x 44.5	100	157	18.5	\$2191
LL3640D32L4 / R4	24 x 36 x 44.5	125	190	24	\$2386

LM models shown with PX pull and CL lock; LL models shown with default no handle, CL lock.

- Select suffix **(LN)** for left hand / **(RN)** for right hand opening with levelers (flush base).
- Select suffix **(L4)** for left hand / **(R4)** for right hand opening with 4" elevated base.

Metal case with metal doors, flush base

LM3653S32LN / RN	18 x 36 x 52.95	100	211	24.2	\$1988
LM3653D32LN / RN	24 x 36 x 52.95	125	251	31.4	\$2209

Metal case with metal doors, elevated base

LM3653S32L4 / R4	18 x 36 x 56.95	100	211	24.2	\$2098
LM3653D32L4 / R4	24 x 36 x 56.95	125	251	31.4	\$2319

Metal case with laminate doors, flush base

LL3653S32LN / RN	18 x 36 x 52.95	100	196	24.2	\$2308
LL3653D32LN / RN	24 x 36 x 52.95	125	236	31.4	\$2529

Metal case with laminate doors, elevated base

LL3653S32L4 / R4	18 x 36 x 56.95	100	196	24.2	\$2418
LL3653D32L4 / R4	24 x 36 x 56.95	125	236	31.4	\$2639

LM models shown with PX pull and CL lock; LL models shown with default no handle, CL lock.

- Select suffix **(LN)** for left hand / **(RN)** for right hand opening with levelers (flush base).
- Select suffix **(L4)** for left hand / **(R4)** for right hand opening with 4" elevated base.

Required Specifications

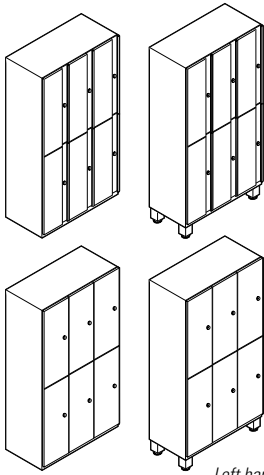
Case finish (painted)
Door front finish (painted or laminate)

Optional Specifications

Locks
Interior options
Ventilation (LM models only)
Mail slot (LM models only)
Pulls
Ganging

Refer to specification options on page 36 for applicable options and upcharges.

THREE COLUMN LOCKERS, TWO ROWS



Left hand shown

Three Column Locker, Two Rows - 66"H

MODEL#	DIMENSIONS	FREIGHT CLASS	WT/LBS.	CUBIC FT.	LIST PRICE
--------	------------	---------------	---------	-----------	------------

D x W x H

Metal case with metal doors, flush base

LM3666S32LN / RN	18 x 36 x 65.85	100	259	29.9	\$2251
LM3666D32LN / RN	24 x 36 x 65.85	100	317	38.9	\$2513

Metal case with metal doors, elevated base

LM3666S32L4 / R4	18 x 36 x 69.85	100	259	29.9	\$2360
LM3666D32L4 / R4	24 x 36 x 69.85	100	317	38.9	\$2622

Metal case with laminate doors, flush base

LL3666S32LN / RN	18 x 36 x 65.85	100	240	29.9	\$2642
LL3666D32LN / RN	24 x 36 x 65.85	125	298	38.9	\$2904

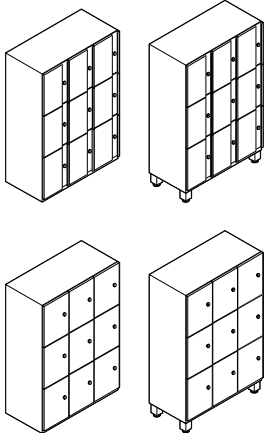
Metal case with laminate doors, elevated base

LL3666S32L4 / R4	18 x 36 x 69.85	100	240	29.9	\$2751
LL3666D32L4 / R4	24 x 36 x 69.85	125	298	38.9	\$3013

LM models shown with PX pull and CL lock; LL models shown with default no handle, CL lock.

- Select suffix (LN) for left hand / (RN) for right hand opening with levelers (flush base).
- Select suffix (L4) for left hand / (R4) for right hand opening with 4" elevated base.

THREE COLUMN LOCKERS, THREE ROWS



Left hand shown

Three Column Locker, Three Rows - 53"H

MODEL#	DIMENSIONS	FREIGHT CLASS	WT/LBS.	CUBIC FT.	LIST PRICE
--------	------------	---------------	---------	-----------	------------

Metal case with metal doors, flush base

LM3653S33LN / RN	18 x 36 x 52.95	100	220	24.2	\$2268
LM3653D33LN / RN	24 x 36 x 52.95	100	262	31.4	\$2502

Metal case with metal doors, elevated base

LM3653S33L4 / R4	18 x 36 x 56.95	100	220	24.2	\$2377
LM3653D33L4 / R4	24 x 36 x 56.95	100	262	31.4	\$2611

Metal case with laminate doors, flush base

LL3653S33LN / RN	18 x 36 x 52.95	100	203	24.2	\$2701
LL3653D33LN / RN	24 x 36 x 52.95	125	245	31.4	\$2935

Metal case with laminate doors, elevated base

LL3653S33L4 / R4	18 x 36 x 56.95	100	203	24.2	\$2811
LL3653D33L4 / R4	24 x 36 x 56.95	125	245	31.4	\$3044

LM models shown with PX pull and CL lock; LL models shown with default no handle, CL lock.

- Select suffix (LN) for left hand / (RN) for right hand opening with levelers (flush base).
- Select suffix (L4) for left hand / (R4) for right hand opening with 4" elevated base.

Required Specifications

Case finish (painted)
Door front finish (painted or laminate)

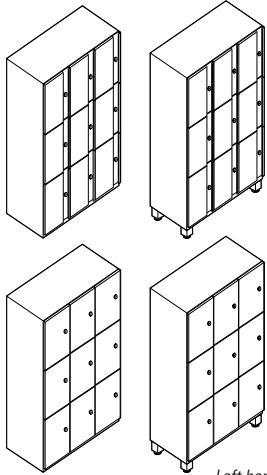
Optional Specifications

Locks Pulls
Interior options Ganging
Ventilation (LM models only)
Mail slot (LM models only)

Refer to specification options on page 36 for applicable options and upcharges.

L 1200 PERSONAL LOCKERS

THREE COLUMN LOCKERS, THREE ROWS



Left hand shown

Three Column Locker, Three Rows - 66"H

Keylist

MODEL#	DIMENSIONS	FREIGHT CLASS	WT/LBS.	CUBIC FT.	LIST PRICE
--------	------------	---------------	---------	-----------	------------

D x W x H

Metal case with metal doors, flush base

LM3666S33LN / RN	18 x 36 x 65.85	100	267	29.9	\$2514
LM3666D33LN / RN	24 x 36 x 65.85	100	317	38.9	\$2789

Metal case with metal doors, elevated base

LM3666S33L4 / R4	18 x 36 x 69.85	100	267	29.9	\$2623
LM3666D33L4 / R4	24 x 36 x 69.85	100	317	38.9	\$2898

Metal case with laminate doors, flush base

LL3666S33LN / RN	18 x 36 x 65.85	100	247	29.9	\$2944
LL3666D33LN / RN	24 x 36 x 65.85	125	297	38.9	\$3219

Metal case with laminate doors, elevated base

LL3666S33L4 / R4	18 x 36 x 69.85	100	247	29.9	\$3054
LL3666D33L4 / R4	24 x 36 x 69.85	125	297	38.9	\$3329

LM models shown with PX pull and CL lock; LL models shown with default no handle, CL lock.

- Select suffix **(LN)** for **left** hand / **(RN)** for **right** hand opening with levelers (flush base).
- Select suffix **(L4)** for **left** hand / **(R4)** for **right** hand opening with **4" elevated base**.

KEYLIST	- x - x -	--	--	--	No Charge
---------	-----------	----	----	----	-----------

When specific keying information is required with preassigned lock core and key numbers, add KEYLIST to order as a no charge line item. Must be accompanied by a completed KEY LIST form found on page 3. Lock cores will be shipped separately, to be installed on site.

Required Specifications

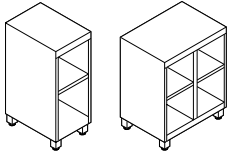
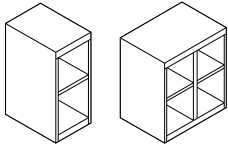
Case finish (painted)
Door front finish (painted or laminate)

Optional Specifications

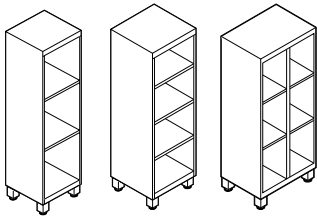

Locks
Interior options
Ventilation (LM models only)
Mail slot (LM models only)
Pulls
Ganging

Refer to specification options on page 36 for applicable options and upcharges.

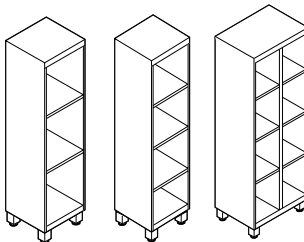

METAL CUBBIES, NO DOORS



Metal Cubbies, No Doors - 27"H



Metal Cubbies, No Doors - 53"H



Metal Cubbies, No Doors - 66"H

MODEL#	DIMENSIONS	FREIGHT CLASS	WT./LBS.	CUBIC FT.	LIST PRICE
--------	------------	---------------	----------	-----------	------------

D x W x H

One column, two rows, flush base					
LM1227S12NN	18 x 12 x 27.15	100	44	4.7	\$469
Two column, two rows, flush base					
LM2427S22NN	18 x 24 x 27.15	100	71	8.7	\$696
One column, two rows, elevated base					
LM1227S12N4	18 x 12 x 31.15	100	44	4.7	\$578
Two column, two rows, elevated base					
LM2427S22N4	18 x 24 x 31.15	100	71	8.7	\$806

- Select suffix **(NN)** for metal cubbies with levelers (flush base).
- Select suffix **(N4)** for metal cubbies with **4" elevated base**.
- 12" wide cubby style lockers to be ganged or anchored for compliance with ANSI/BIFMA X5.6 storage standards.

One column, three rows, flush base					
LM1253S13NN	18 x 12 x 52.95	100	77	8.9	\$662
One column, four rows, flush base					
LM1853S14NN	18 x 18 x 52.95	125	77	12.7	\$729
Two column, three rows, flush base					
LM2453S23NN	18 x 24 x 52.95	125	123	16.6	\$997
One column, three rows, elevated base					
LM1253S13N4	18 x 12 x 56.95	100	77	8.9	\$772
One column, four rows, elevated base					
LM1853S14N4	18 x 18 x 56.95	125	77	12.7	\$839
Two column, three rows, elevated base					
LM2453S23N4	18 x 24 x 56.95	125	123	16.6	\$1107

- Select suffix **(NN)** for metal cubbies with levelers (flush base).
- Select suffix **(N4)** for metal cubbies with **4" elevated base**.
- 12" or 18" wide cubby style lockers to be ganged or anchored for compliance with ANSI/BIFMA X5.6 storage standards.

One column, three rows, flush base					
LM1866S13NN	18 x 18 x 65.85	150	72	15.7	\$793
One column, four rows, flush base					
LM1266S14NN	18 x 12 x 65.85	100	94	11	\$772
Two column, four rows, flush base					
LM2466S24NN	18 x 24 x 65.85	125	151	20.5	\$1177
One column, three rows, elevated base					
LM1866S13N4	18 x 18 x 69.85	150	72	15.7	\$902
One column, four rows, elevated base					
LM1266S14N4	18 x 12 x 69.85	100	94	11	\$881
Two column, four rows, elevated base					
LM2466S24N4	18 x 24 x 69.85	125	151	20.5	\$1287

- Select suffix **(NN)** for metal cubbies with levelers (flush base).
- Select suffix **(N4)** for metal cubbies with **4" elevated base**.
- 12" or 18" wide cubby style lockers to be ganged or anchored for compliance with ANSI/BIFMA X5.6 storage standards.

Required Specifications

Case finish (painted)


Optional Specifications

Interior options (refer to notes section)

Factory ganging **(BG)**

P 1900P PERSONAL TOWERS

1900P SERIES PERSONAL TOWERS




Personal Tower - 2 Box/1 File Drawer

MODEL#	DIMENSIONS D x W x H	FREIGHT CLASS	WT./LBS.	CUBIC FT.	LIST PRICE
19PT3-2BFL	24 x 24 x 39.52	125	110	16.25	\$1638
19PT3-2BFR	24 x 24 x 39.52	125	110	16.25	\$1638

- Model 19PT3-2BFL has wardrobe section on the left and drawers on the right.
- Model 19PT3-2BFR has wardrobe section on the right and drawers on the left.

1900P style pull on all drawers. Includes ventilated 24"D wardrobe section (ventilated on bottom of cabinet), locker compartment, 2 box drawers and 1 file drawer. Locker compartment has one fixed shelf. Locking.




Personal Tower - 2 File Drawers

19PT3-2FL	24 x 24 x 39.52	125	110	16.25	\$1638
19PT3-2FR	24 x 24 x 39.52	125	110	16.25	\$1638

- Model 19PT3-2FL has wardrobe section on the left and drawers on the right.
- Model 19PT3-2FR has wardrobe section on the right and drawers on the left.

1900P style pull on all drawers. Includes ventilated 24"D wardrobe section (ventilated on bottom of cabinet), locker compartment, and 2 file drawers. Locker compartment has one fixed shelf. Locking.




Personal Tower - 2 Box/1 File Drawer

19PT4-2BFL	24 x 24 x 51.89	150	134	23.10	\$1647
19PT4-2BFR	24 x 24 x 51.89	150	134	23.10	\$1647

- Model 19PT4-2BFL has wardrobe section on the left and drawers on the right.
- Model 19PT4-2BFR has wardrobe section on the right and drawers on the left.

1900P style pull on all drawers. Includes ventilated 24"D wardrobe section (ventilated on bottom of cabinet), locker compartment, 2 box drawers and 1 file drawer. Locker compartment has one adjustable shelf and one fixed shelf. Locking.



Personal Tower - 2 File Drawers

19PT4-2FL	24 x 24 x 51.89	125	149	23.10	\$1647
19PT4-2FR	24 x 24 x 51.89	125	149	23.10	\$1647


- Model 19PT4-2FL has wardrobe section on the left and drawers on the right.
- Model 19PT4-2FR has wardrobe section on the right and drawers on the left.

1900P style pull on all drawers. Includes ventilated 24"D wardrobe section (ventilated on bottom of cabinet), locker compartment and 2 file drawers. Locker compartment has one adjustable shelf and one fixed shelf. Locking.


Required Specifications

Metal finish

1900P SERIES PERSONAL TOWERS



Personal Tower - 2 Box/1 File Drawer



Personal Tower - 2 File Drawers

MODEL#	DIMENSIONS	FREIGHT CLASS	WT/LBS.	CUBIC FT.	LIST PRICE
--------	------------	---------------	---------	-----------	------------

D x W x H

19PT5-2BFL	24 x 24 x 66.39	125	162	26.75	\$1698
19PT5-2BFR	24 x 24 x 66.39	125	162	26.75	\$1698

- Model 19PT5-2BFL has wardrobe section on the left and drawers on the right.
- Model 19PT5-2BFR has wardrobe section on the right and drawers on the left.

1900P style pull on all drawers. Includes ventilated 24"D wardrobe section (ventilated on bottom of cabinet), locker compartment, 2 box drawers and 1 file drawer. Locker compartment has two adjustable shelves and one fixed shelf. Locking.

19PT5-2FL	24 x 24 x 66.39	150	159	26.75	\$1698
19PT5-2FR	24 x 24 x 66.39	150	159	26.75	\$1698

- Model 19PT5-2FL has wardrobe section on the left and drawers on the right.
- Model 19PT5-2FR has wardrobe section on the right and drawers on the left.

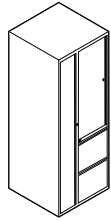
1900P style pull on all drawers. Includes ventilated 24"D wardrobe section (ventilated on bottom of cabinet), locker compartment and 2 file drawers. Locker compartment has two adjustable shelves and one fixed shelf. Locking.

Required Specifications

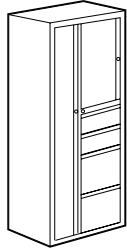
Metal finish

P 9300P PERSONAL TOWERS

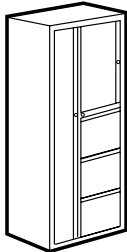
9300P SERIES PERSONAL TOWERS



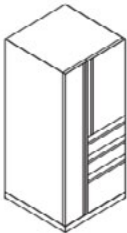
Personal Tower - 2 File Drawers



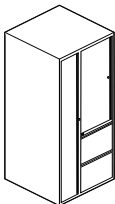
Personal Tower - 2 Box/2 File Drawers



Personal Tower - 3 File Drawers



Personal Tower - 2 Box/1 File Drawers



Personal Tower - 2 File Drawers

MODEL#	DIMENSIONS	FREIGHT CLASS	WT/LBS.	CUBIC FT.	LIST PRICE
--------	------------	---------------	---------	-----------	------------

D x W x H

93PT-2FL	24 x 24 x 65.25	125	160	21.75	\$1721
93PT-2FR	24 x 24 x 65.25	125	160	21.75	\$1721

- Model 93PT-2FL has wardrobe section on the left and file drawers on the right.
- Model 93PT-2FR has wardrobe section on the right and file drawers on the left.

Full looped pulls on all drawers. Includes ventilated 24"D wardrobe section, locker compartment and 2 file drawers. Locker compartment includes 1 shelf. Locking.

93PT-2B2FL	24 x 24 x 65.25	125	170	21.75	\$1721
93PT-2B2FR	24 x 24 x 65.25	125	170	21.75	\$1721

- Model 93PT-2B2FL has wardrobe section on the left and file drawers on the right.
- Model 93PT-2B2FR has wardrobe section on the right and file drawers on the left.

Full looped pulls on all drawers. Includes ventilated 24"D wardrobe section, locker compartment and 2 box and 2 file drawers. Locker compartment includes 2 shelves. Locking.

93PT-3FL	24 x 24 x 65.25	125	165	21.75	\$1721
93PT-3FR	24 x 24 x 65.25	125	165	21.75	\$1721

- Model 93PT-3FL has wardrobe section on the left and file drawers on the right.
- Model 93PT-3FR has wardrobe section on the right and file drawers on the left.

Full looped pulls on all drawers. Includes ventilated 24"D wardrobe section, locker compartment and 3 file drawers. Locker compartment includes 2 shelves. Locking.

93PT4-2BFL	24 x 24 x 54	125	135	18	\$1664
93PT4-2BFR	24 x 24 x 54	125	135	18	\$1664

- Model 93PT4-2BFL has wardrobe section on the left and file drawers on the right.
- Model 93PT4-2BFR has wardrobe section on the right and file drawers on the left.

Full looped pulls on all drawers. Includes ventilated 24"D wardrobe section, locker compartment and 2 file drawers. Locker compartment includes 1 shelf. Locking.

93PT4-2FL	24 x 24 x 54	125	132	18	\$1664
93PT4-2FR	24 x 24 x 54	125	132	18	\$1664

- Model 93PT4-2FL has wardrobe section on the left and file drawers on the right.
- Model 93PT4-2FR has wardrobe section on the right and file drawers on the left.

Full looped pulls on all drawers. Includes ventilated 24"D wardrobe section, locker compartment and 2 file drawers. Locker compartment includes 1 shelf. Locking.

Required Specifications

Metal Finish

1200P SERIES PERSONAL TOWERS

MODEL#	DIMENSIONS	FREIGHT CLASS	WT/LBS.	CUBIC FT.	LIST PRICE
--------	------------	---------------	---------	-----------	------------

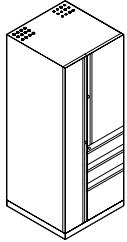
D x W x H

1224P42TBBFL	24 x 24 x 42	125	112	16.37	\$1721
1224P48TBBFL	24 x 24 x 48	125	135	18.63	\$1796
1224P50TBBFL	24 x 24 x 50	125	146	19.38	\$1796
1224P54TBBFL	24 x 24 x 54	125	152	20.88	\$1796
1224P66TBBFL	24 x 24 x 66	125	162	25.36	\$1852

1224P42TBBFR	24 x 24 x 42	125	112	16.37	\$1721
1224P48TBBFR	24 x 24 x 48	125	135	18.63	\$1796
1224P50TBBFR	24 x 24 x 50	125	146	19.38	\$1796
1224P54TBBFR	24 x 24 x 54	125	152	20.88	\$1796
1224P66TBBFR	24 x 24 x 66	125	162	25.36	\$1852

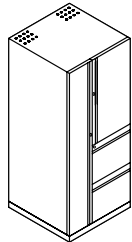
- 1224PxxTBBFL models have wardrobe on the **left** and file drawers on the **right**
- 1224PxxTBBFR models have wardrobe on the **right** and file drawers on the **left**

Includes ventilated 24"D wardrobe section, locker compartment and 2 box and 1 file drawer. Storage tower has 1 adjustable shelf and 1 fixed shelf. Full height coat storage is 7" wide with ventilation. Tower comes with 3 locks - 1 for the drawers, 1 for the storage door and 1 for the coat locker.



Left Shown

Personal Tower - Box/Box/File



Left Shown

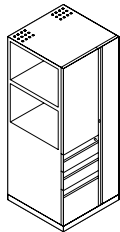
Personal Tower - File/File

1224P42TFFL	24 x 24 x 42	125	116	16.37	\$1721
1224P48TFFL	24 x 24 x 48	125	128	18.63	\$1796
1224P50TFFL	24 x 24 x 50	125	146	19.38	\$1796
1224P54TFFL	24 x 24 x 54	125	150	20.88	\$1796
1224P66TFFL	24 x 24 x 66	125	160	25.36	\$1852

1224P42TFFR	24 x 24 x 42	125	116	16.37	\$1721
1224P48TFFR	24 x 24 x 48	125	128	18.63	\$1796
1224P50TFFR	24 x 24 x 50	125	146	19.38	\$1796
1224P54TFFR	24 x 24 x 54	125	150	20.88	\$1796
1224P66TFFR	24 x 24 x 66	125	160	25.36	\$1852

- 1224PxxTFFL models have wardrobe on the **left** and file drawers on the **right**
- 1224PxxTFFR models have wardrobe on the **right** and file drawers on the **left**

Includes ventilated 24"D wardrobe section, locker compartment and 2 file drawers. Storage tower has 1 adjustable shelf and 1 fixed shelf. Full height coat storage is 7" wide with ventilation. Tower comes with 3 locks - 1 for the drawers, 1 for the storage door and 1 for the coat locker.



Right Shown

Side Opening Storage Tower - Box/Box/File

1224P50TSOBBFL	24 x 24 x 50	125	150	19.38	\$2271
1224P54TSOBBFL	24 x 24 x 54	125	150	20.88	\$2283
1224P66TSOBBFL	24 x 24 x 66	125	158	25.36	\$2323

1224P50TSOBBFR	24 x 24 x 50	125	150	19.38	\$2271
1224P54TSOBBFR	24 x 24 x 54	125	150	20.88	\$2283
1224P66TSOBBFR	24 x 24 x 66	125	158	25.36	\$2323

- 1224PxxTSOBBFL models have wardrobe on the **left** and file drawers on the **right**
- 1224PxxTSOBBFR models have wardrobe on the **right** and file drawers on the **left**

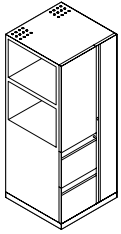
Includes ventilated 24"D wardrobe section and 2 box and 1 file drawers. Storage tower has 1 adjustable shelf and 1 fixed shelf. Full height coat storage is 7" wide with ventilation. Tower comes with 2 locks - 1 for the drawers, 1 for the coat locker.

Required Specifications

Metal Finish

P 1200P PERSONAL TOWERS

1200P SERIES - PERSONAL TOWERS



Right Shown

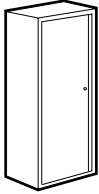
Side Opening Storage Tower - File/File

MODEL#	DIMENSIONS D x W x H	FREIGHT CLASS	WT/LBS.	CUBIC FT.	LIST PRICE
1224P50TSOFFL	24 x 24 x 50	125	146	19.38	\$2271
1224P54TSOFFL	24 x 24 x 54	125	150	20.88	\$2283
1224P66TSOFFL	24 x 24 x 66	125	158	25.36	\$2323
1224P50TSOFFR	24 x 24 x 50	125	146	19.38	\$2271
1224P54TSOFFR	24 x 24 x 54	125	150	20.88	\$2283
1224P66TSOFFR	24 x 24 x 65.88	125	158	25.36	\$2323

- 1224PxxTSOFFL models have wardrobe on the **left** and file drawers on the **right**
- 1224PxxTSOFFR models have wardrobe on the **right** and file drawers on the **left**

Includes ventilated 24"D wardrobe section and 2 file drawers. Storage tower has 1 adjustable shelf and 1 fixed shelf. Full height coat storage is 7" wide with ventilation. Tower comes with 2 locks - 1 for the drawers, 1 for the coat locker.

WARDROBE LOCKERS




Wardrobe Locker

MODEL#	DIMENSIONS	FREIGHT CLASS	WT/LBS.	CUBIC FT.	LIST PRICE
9PL2472SDL	24 x 24 x 72	125	182	25	\$1726
9PL2472SDR	24 x 24 x 72	125	182	25	\$1726

Full loop pull on door. Includes two adjustable shelves. Hanging rod. Locking.

- Model **9PL2472SDL** door opens to the **left**.
- Model **9PL2472SDR** door opens to the **right**.

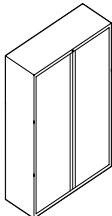


Wardrobe Locker

91PL518L	24 x 18 x 65.25	125	125	16.30	\$1214
91PL518R	24 x 18 x 65.25	125	125	16.30	\$1214

Full loop pull on door. Includes one adjustable shelf. Hanging rod. Locking.

- Model **91PL518L** door opens to the **left**.
- Model **91PL518R** door opens to the **right**.



Wardrobe Cabinet - 5 high

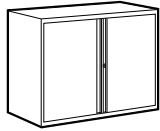
1230P5W	18 x 30 x 65.88	150	118.50	23.95	\$1196
1236P5W	18 x 36 x 65.88	150	128	28.51	\$1514
1242P5W	18 x 42 x 65.88	150	135	33.08	\$1673

30" wide has full width shelf and coat rod with 4 hooks. 36" and 42" wide have full width shelf. Coat rod on right and 4 height adjustable shelves on the left side.

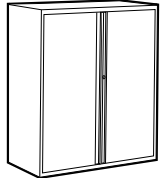
Required Specifications

Metal Finish

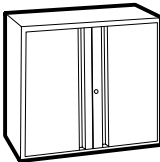
9300P SERIES - STORAGE CABINETS



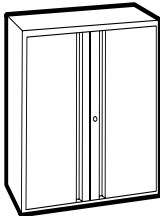
Two Door Storage Cabinet - 27 1/8" H



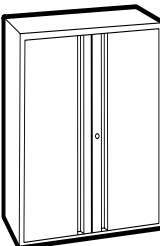
Two Door Storage Cabinet - 42" H



Two Door Storage Cabinet - 40 1/2" H



Two Door Storage Cabinet - 54" H



Two Door Storage Cabinet - 65 1/4" H

MODEL#	DIMENSIONS	FREIGHT CLASS	WT/LBS.	CUBIC FT.	LIST PRICE
--------	------------	---------------	---------	-----------	------------

D x W x H

9330P-2S1	18 x 30 x 27.12	150	57	10	\$398
9336P-2S1	18 x 36 x 27.12	150	61	14	\$429
9342P-2S1	18 x 42 x 27.12	150	73	14	\$462

One full width, **fixed**, non-slotted shelf. Lock and levelling glides standard. **Matches lateral file case dimensions. Full pull handle design.**

- When used as a stack-on over file, storage cabinets and lateral files must be bolted together; when possible, bolted to an adjacent wall.
- All shelves were tested to hold up to 70 - 75 lbs. evenly distributed.

9336P-S42L	18 x 36 x 42	150	98	20	\$479
------------	--------------	-----	----	----	--------------

One fixed and one adjustable shelf. Lock and levelling glides standard. **Full pull handle design.**

- All shelves were tested to hold up to 70 - 75 lbs. evenly distributed.

9330P-3S1	18 x 30 x 40.5	150	80	17	\$451
9336P-3S1	18 x 36 x 40.5	150	88	21	\$472
9342P-3S1	18 x 42 x 40.5	150	100	24	\$499

One fixed and one adjustable shelf. Lock and levelling glides standard. **Matches lateral file case dimensions. Full pull handle design.**

- All shelves were tested to hold up to 70 - 75 lbs. evenly distributed.

9330P-4S1	18 x 30 x 54	150	102	23	\$499
9336P-4S1	18 x 36 x 54	150	111	27	\$520
9342P-4S1	18 x 42 x 54	150	125	31	\$557

One fixed and two adjustable shelves. Lock and levelling glides standard. **Matches lateral file case dimensions. Full pull handle design.**

- All shelves were tested to hold up to 70 - 75 lbs. evenly distributed.

9330P-5S1	18 x 30 x 65.25	150	122	27	\$541
9336P-5S1	18 x 36 x 65.25	150	134	32	\$574
9342P-5S1	18 x 42 x 65.25	150	150	37	\$607

One fixed and three adjustable shelves. Lock and levelling glides standard. **Matches lateral file case dimensions. Full pull handle design.**

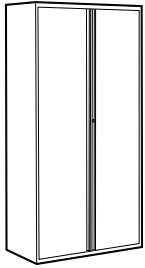
- All shelves were tested to hold up to 70 - 75 lbs. evenly distributed.

Required Specifications

Metal Finish

S 9300P STORAGE

9300P SERIES STORAGE CABINETS



Two Door Storage Cabinet - 72"H

MODEL#	DIMENSIONS D x W x H	FREIGHT CLASS	WT./LBS.	CUBIC FT.	LIST PRICE
9336P-S72L	18 x 36 x 72	250	133	36	\$593

One fixed and three adjustable shelves. Lock and levelling glides standard. **Full pull handle design.**

- All shelves were tested to hold up to 70 - 75 lbs. evenly distributed.

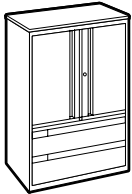


Additional Shelf

9330P-FWS	--	--	--	--	\$39
9336P-FWS	--	--	--	--	\$44
9342P-FWS	--	--	--	--	\$48

For use with 9300P Series storage cabinets.

9300P SERIES MULTI-STOR



Multi-Stor Cabinet

MODEL#	DIMENSIONS	FREIGHT CLASS	WT./LBS.	CUBIC FT.	LIST PRICE
9336P-5MSL	18 x 36 x 65.25	125	245	32	\$1210

All purpose storage unit with two fixed shelves, one adjustable shelf and standard side-to-side hanging file bars in the roll-out drawers. **Full pull handle design.**

- Storage and lateral units lock independently and are keyed alike.

9300P SERIES EXHIBIT CABINET

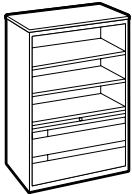


Exhibit Cabinet

MODEL#	DIMENSIONS	FREIGHT CLASS	WT./LBS.	CUBIC FT.	LIST PRICE
9336P-5FX	18 x 36 x 65.25	125	230	32	\$1130

Open shelving with one fixed and two adjustable shelves, Two lateral file drawers. Side-to-side hanging file bars included. Locking. **Full pull handle design.**

Required Specifications

Metal finish

Optional Specifications


Counterweight

Accessories

Front to back file bars
Plate dividers

9300 SERIES STORAGE

MODEL# DIMENSIONS FREIGHT CLASS WT/LBS. CUBIC FT. LIST PRICE




Two Door Storage Cabinet - 27 1/8"H

D x W x H						
9336-2S1	18 x 36 x 27.12	150	61	14		\$429

One full width, **fixed**, non-slotted shelf. Lock and levelling glides standard. **Matches lateral file case dimensions.**

- When used as a stack-on over file, storage cabinets and lateral files must be bolted together; when possible, bolted to an adjacent wall.
- All shelves were tested to hold up to 70 - 75 lbs. evenly distributed.

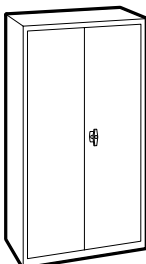


Two Door Storage Cabinet - 42"H

9336-S42L	18 x 36 x 42	150	88	20		\$479
-----------	--------------	-----	----	----	--	-------

One fixed and one adjustable shelf. Lock and levelling glides standard.

- All shelves were tested to hold up to 70 - 75 lbs. evenly distributed.




Two Door Storage Cabinet - 72"H

9336-S72L	18 x 36 x 72	250	130	36		\$593
-----------	--------------	-----	-----	----	--	-------

One fixed and three adjustable shelves. Lock and levelling glides standard.

- All shelves were tested to hold up to 70 - 75 lbs. evenly distributed.

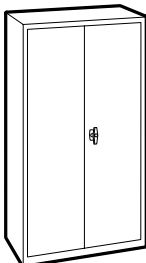


Two Door Storage Cabinet - 42"H

93CG-S42L	18 x 36 x 42	150	98	20		\$545
-----------	--------------	-----	----	----	--	-------

Two adjustable shelves. Two point locking doors.

- CGSB approved
- All shelves were tested to hold up to 125 lbs. evenly distributed.



Two Door Storage Cabinet - 72"H

93CG-S72L	18 x 36 x 72	150	158	36		\$660
-----------	--------------	-----	-----	----	--	-------

Six adjustable shelves. Two point locking doors.

- CGSB approved
- All shelves were tested to hold up to 125 lbs. evenly distributed.

Required Specifications
Metal finish

Optional Specifications
Counterweight

Accessories
Front to back file bars
Plate dividers

S 9300 STORAGE

9300 SERIES STORAGE CABINETS




Additional Shelf

MODEL#	DIMENSIONS D x W x H	FREIGHT CLASS	WT/LBS.	CUBIC FT.	LIST PRICE
9336-FWS	18 x 36 x .75	85	7	.50	\$44
93CG-FWS	18 x 36 x .75	85	7	.50	\$72

Specify **9336-FWS** for 9336-5MSL, 9336-S72L, 9336-S42L, 9336-2SL storage cabinets.
Specify **93CG-FWS** for 93CG Storage Cabinets.

9300 SERIES MULTI-STOR



Multi-Stor Cabinet

MODEL#	DIMENSIONS	FREIGHT CLASS	WT/LBS.	CUBIC FT.	LIST PRICE
9336-5MSL	18 x 36 x 65.25	125	200	32	\$1210

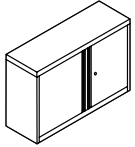
All purpose storage unit with two fixed shelves, one adjustable shelf and standard side-to-side hanging file bars in the roll-out drawers. Center pull handle design

- Storage and lateral units lock independently and are keyed alike.

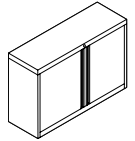
Required Specifications

Metal Finish

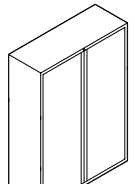
1200P SERIES STORAGE CABINETS



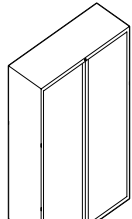
1 1/2 high Storage Cabinet w/Doors



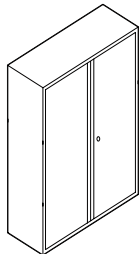
**Storage Cabinet - 2 high
Worksurface supporting**



Storage Cabinet - 3 high



Storage Cabinet - 4 high



Storage Cabinet - 5 high

MODEL# DIMENSIONS FREIGHT CLASS WT/LBS. CUBIC FT. LIST PRICE

D x W x H

1230P1XS	18 x 30 x 21.75	125	61	8.26	\$833
1236P1XS	18 x 36 x 21.75	125	71	9.84	\$890
1242P1XS	18 x 42 x 21.75	125	86	11.41	\$948

Half height open shelf and 12" open shelf lateral cabinet. 1 Adjustable shelf. Locking.

1230P2SWS	18 x 30 x 27.75	125	74	10.40	\$741
1236P2SWS	18 x 36 x 27.75	125	82	12.38	\$786
1242P2SWS	18 x 42 x 27.75	125	91	14.36	\$906

One adjustable shelf. Locking.

1230P3S	18 x 30 x 40.5	125	102	14.93	\$905
1236P3S	18 x 36 x 40.5	125	115	17.77	\$1010
1242P3S	18 x 42 x 40.5	125	126	20.62	\$1117

Two adjustable shelves. Locking.

1230P4S	18 x 30 x 54	125	126	19.73	\$1117
1236P4S	18 x 36 x 54	125	148	23.49	\$1249
1242P4S	18 x 42 x 54	150	163	27.24	\$1382

Three adjustable shelves. Locking.

1230P5S	18 x 30 x 65.88	125	152	23.95	\$1249
1236P5S	18 x 36 x 65.88	125	175	28.51	\$1408
1242P5S	18 x 42 x 65.88	150	198	33.08	\$1568

Four adjustable shelves. Locking.

Required Specifications

Metal finish

Optional Specifications

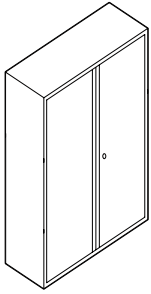
Counterweight

Accessories

Front to Back File Bars
Plate Dividers

S 1200P STORAGE

1200P SERIES STORAGE

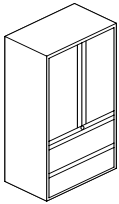


Storage Cabinet - 6 high

MODEL#	DIMENSIONS D x W x H	FREIGHT CLASS	WT/LBS.	CUBIC FT.	LIST PRICE
1230P6S	18 x 30 x 77.88	125	174	28.22	\$1673
1236P6S	18 x 36 x 77.88	150	195	33.59	\$1861
1242P6S	18 x 42 x 77.88	150	220	38.97	\$2046

Five adjustable shelves. Locking.

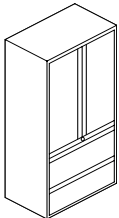
1200P SERIES MULTI-STOR



Multi-Stor Cabinet

MODEL#	DIMENSIONS	FREIGHT CLASS	WT/LBS.	CUBIC FT.	LIST PRICE
1230P50M2SFF	18 x 30 x 50	125	120	18.31	\$1632
1236P50M2SFF	18 x 36 x 50	125	142	21.79	\$1833
1242P50M2SFF	18 x 42 x 50	150	150	25.28	\$1977

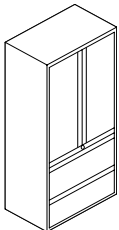
All purpose storage unit with hinged doors and two lateral file drawers. Locking.



Multi-Stor Cabinet

1230P54M2SFF	18 x 30 x 54	125	150	19.73	\$1648
1236P54M2SFF	18 x 36 x 54	125	158	23.49	\$1701
1242P54M2SFF	18 x 42 x 54	125	168	27.24	\$1807

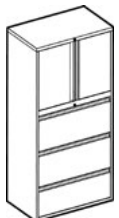
All purpose storage unit with hinged doors and two lateral file drawers. Locking.



Multi-Stor Cabinet

1230P66M3SFF	18 x 30 x 65.88	100	228	23.95	\$2029
1236P66M3SFF	18 x 36 x 65.88	100	258	28.51	\$2082
1242P66M3SFF	18 x 42 x 65.88	100	265	33.08	\$2189

All purpose storage unit with hinged doors and two lateral file drawers. Locking.



Multi-Stor Cabinet

1230P66M2SFFF	18 x 30 x 65.88	100	230	23.95	\$2098
1236P66M2SFFF	18 x 36 x 65.88	100	250	28.51	\$2125
1242P66M2SFFF	18 x 42 x 65.88	100	280	33.08	\$2232

All purpose storage unit with hinged doors and three lateral file drawers. Locking.

Required Specifications
Metal Finish

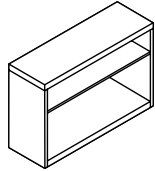
Optional Specifications
Counterweight

Accessories
Front to Back File Bars
Plate Dividers

1200P SERIES BOOKSHELVES

MODEL# DIMENSIONS FREIGHT CLASS WT/LBS. CUBIC FT. LIST PRICE

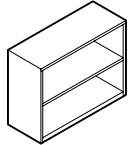
D x W x H



1 1/2 h Storage Cabinet - no doors

1230P1XSND	18 x 30 x 21.75	125	53	8.26	\$718
1236P1XSND	18 x 36 x 21.75	125	60	9.84	\$775
1242P1XSND	18 x 42 x 21.75	125	73.60	11.41	\$833

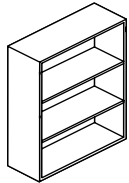
Half height open shelf and 12" open shelf lateral cabinet. 1 Adjustable shelf. Leveling glides included.



**Open Storage Cabinet - 2 high
Worksurface supporting**

1230P2SWSND	18 x 30 x 27.75	150	54.25	10.40	\$639
1236P2SWSND	18 x 36 x 27.75	150	58	12.38	\$718
1242P2SWSND	18 x 42 x 27.75	150	81	14.36	\$798

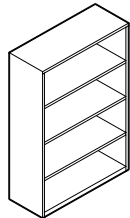
One adjustable shelf. Leveling glides included.



Open Storage Cabinet - 3 high

1230P3SND	18 x 30 x 40.5	250	55	14.93	\$772
1236P3SND	18 x 36 x 40.5	250	60	17.77	\$878
1242P3SND	18 x 42 x 40.5	250	70	20.62	\$983

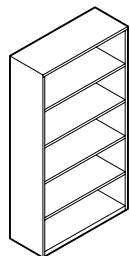
Two adjustable shelves. Leveling glides included.



Open Storage Cabinet - 4 high

1230P4SND	18 x 30 x 54	150	90	19.73	\$958
1236P4SND	18 x 36 x 54	150	110	23.49	\$1090
1242P4SND	18 x 42 x 54	150	133	27.24	\$1223

Three adjustable shelves. Leveling glides included.



Open Storage Cabinet - 5 high

1230P5SND	18 x 30 x 65.88	150	122	23.95	\$1196
1236P5SND	18 x 36 x 65.88	150	135	28.51	\$1382
1242P5SND	18 x 42 x 65.88	150	147	33.08	\$1542

Four adjustable shelves. Leveling glides included.

Required Specifications

Metal Finish

Optional Specifications

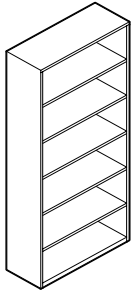
Counterweight

Accessories

Front to Back File Bars
Plate Dividers

B 1200 BOOKSHELVES

1200 SERIES BOOKSHELVES



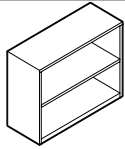
Open Storage Cabinet - 6 high

MODEL#	DIMENSIONS D x W x H	FREIGHT CLASS	WT/LBS.	CUBIC FT.	LIST PRICE
1230P6SND	18 x 30 x 77.88	100	239	28.22	\$1514
1236P6SND	18 x 36 x 77.88	100	254	33.59	\$1701
1242P6SND	18 x 42 x 77.88	100	269	38.97	\$1886

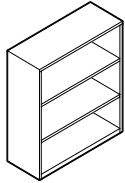
Five adjustable shelves. Leveling glides included.

Required Specifications
Metal Finish

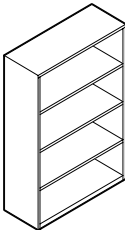
9100 SERIES BOOKSHELVES



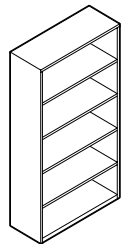
Metal Bookshelves - 28" High



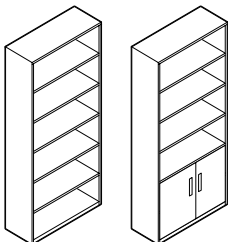
Metal Bookshelves - 41" High



Metal Bookshelves - 53 1/2" High



Metal Bookshelves - 66" High



Metal Bookshelves - 79" High

MODEL#	DIMENSIONS	FREIGHT CLASS	WT./LBS.	CUBIC FT.	LIST PRICE
--------	------------	---------------	----------	-----------	------------

D x W x H

91SBC2-30	13 x 30 x 28	150	40	7.84	\$233
91SBC2-36	13 x 36 x 28	150	46	9.10	\$239
91SBC2-42	13 x 42 x 28	150	49	9.10	\$315

Two high, one adjustable shelf.

- *Leveling glides not standard*

91SBC3-30	13 x 30 x 41	150	53	11.21	\$251
91SBC3-36	13 x 36 x 41	150	61	13.20	\$270
91SBC3-42	13 x 42 x 41	150	66	13.20	\$426

Three high, two adjustable shelves.

- *Leveling glides not standard*

91SBC4-30	13 x 30 x 53.5	150	67	14.58	\$342
91SBC4-36	13 x 36 x 53.5	150	77	17.20	\$364
91SBC4-42	13 x 42 x 53.5	150	83	17.20	\$595

Four high, three adjustable shelves.

- *Leveling glides not standard*

91SBC5-30	13 x 30 x 66	150	81	17.95	\$451
91SBC5-36	13 x 36 x 66	150	92	21.20	\$454
91SBC5-42	13 x 42 x 66	150	99	21.20	\$607

Five high, four adjustable shelves.

- *Leveling glides not standard*

91SBC6-30	13 x 30 x 79	150	95	21.32	\$530
91SBC6-36	13 x 36 x 79	250	99	25.20	\$542
91SBC6-42	13 x 42 x 79	150	116	25.20	\$712

91SBC6D-36 (doors)	13 x 36 x 79	150	116	25.20	\$733
-----------------------	--------------	-----	-----	-------	--------------

Six high, five adjustable shelves. Model 91SBC6D-36 has four adjustable shelves with one fixed shelf above two non-locking doors.

- *Leveling glides not standard*

Required Specifications

Metal Finish

B 9100 BOOKSHELVES

9100 SERIES BOOKSHELVES



Additional Shelf

MODEL#	DIMENSIONS D x W x H	FREIGHT CLASS	WT/LBS.	CUBIC FT.	LIST PRICE
CBCSHLF1330	13 x 30	65	14	.50	\$116
CBCSHLF1336	13 x 36	65	14	.50	\$102
CBCSHLF1342	13 x 42	65	14	.50	\$105

For Metal Bookshelves.

Required Specifications

Metal Finish

VERTICAL FILES



Global's vertical files include a range of drawer handle options and varying drawer depths. All models are available in letter or legal size widths and a variety of color choices.

2500 Series

Features **25" deep** drawer cases with drawer pulls, thumb latch and label holders. Two and four drawer models are available with or without lock kits and follower blocks.

2600 Series

Features **26.5" deep** drawer cases and extra wide aluminum label holders. Files legal and letter size documents in 2, 3, 4 and 5 drawer heights.

2600 Plus Series

Features **26.5" deep** drawer cases and **recessed pulls** that coordinate with lateral file series. Files legal and letter size documents in 2, 3, 4 and 5 drawer heights. All models feature locking drawers.

2800 Series

Features **28" deep** drawer cases and **recessed pulls** that coordinate with lateral file series. Files legal and letter size documents in 2, 3, 4 and 5 drawer heights. All models feature three stage ball-bearing suspension and locking drawers.



Optional field installable lock kit



High drawer sides accommodate hanging folders

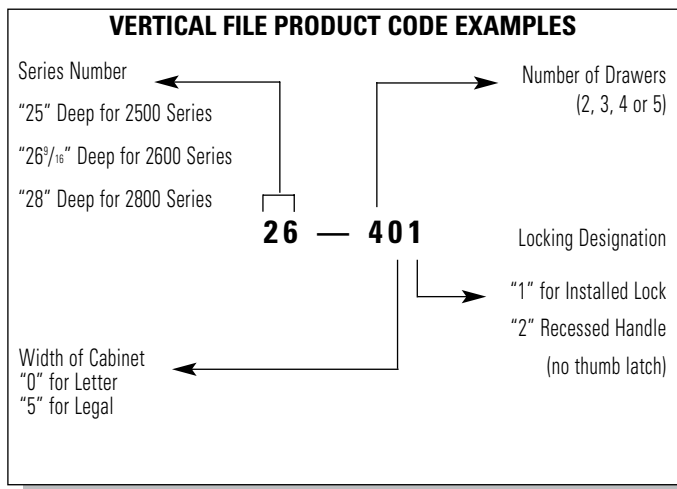


Features and Benefits

- Locks have removable cores for keying alike; field-installable lock kit available for non-locking models
- Full seamless closed tops for a smooth appearance and increased strength
- High wall drawer sides accommodate front-to-back hanging file folders and eliminate the need for costly hanging file frames
- Fully adjustable and removable follower block is standard
- Full extension ball-bearing suspension for smooth and durable drawer movement
- Earth friendly electrostatically applied coating protects the environment and provides a durable finish
- Available in a range of colors, including special paint finishes - see Notes for details

V VERTICAL FILES - NOTES

VERTICAL FILE SERIES	2500	2600	2600P	2800	2800P
CONSTRUCTION					
Standard depth	25"	26-9/16"	26-9/16"	28"	28"
Welded one piece top	front corners only	front corners only	front corners only	•	•
Fully enclosed welded bottom (with 6 vertical steel channels)	-	-	-	•	•
Tenon lock	•	•	•	•	•
Single point lock	•	•	•	-	-
Leveling glides (accessible from inside cabinet)	-	-	-	-	-
Counterweights (recommended for all sizes)	-	-	-	optional	optional
Progressive ball bearing suspension	•	•	•	•	•
Injection molded drawer-front liner	•	•	-	-	-
Double wall construction	-	-	-	•	•
High side walls	•	•	•	•	•
Lifetime Warranty (see terms + conditions)	•	•	•	•	•
DRAWERS					
Lock is standard	•	•	•	•	•
Letter / legal	•	•	•	•	•
Side to side adapter for letter filing	-	-	-	optional	optional
Conversion bars for side-to-side legal to letter	-	-	-	optional	optional
Conversion bars for front-to-back legal to letter	-	-	-	optional	optional
Pull handle (see matrix on next page)	-	-	-	•	-
Recessed pull with double wall front	-	-	•	-	•
Pull handle with thumb latch (see matrix next page)	•	•	-	-	-
Removable follower block	•	•	•	•	•
Label holder	•	•	•	•	•
DRAWER HEIGHTS					
Standard Drawer Heights	10-1/2"	10-1/2"	10-1/2"	11-13/32"	11-13/32"
SIZES / DIMENSIONS					
Depth	25"	26-9/16"	26-9/16"	28"	28"
Widths	15-3/16" 18-3/16"	15-3/16" 18-3/16"	15-3/16" 18-3/16"	15", 18"	15", 18"
Height - 2 drawer	29"	29"	29"	28-1/8"	28-1/8"
Height - 3 drawer	-	40"	40"	40-1/2"	40-1/2"
Height - 4 drawer	52-1/8"	52-1/8"	52-1/8"	52-3/8"	52-3/8"
Height - 5 drawer	64-1/4"	64-1/4"	64-1/4"	65-3/16"	65-3/16"



STANDARD PAINT FINISHES

Black (BLK)	Bone (BNE)	Business Grey (BGR)	Charcoal (CHR)	Claret (CLT)	Desert Putty (DPT)	Designer White (DWT)
Fog (FOG)	Grey (GRY)	Ice (ICE)	Ivory (IVR)	Light Grey (LGR)	Metro (MET)	Moss (MOS)
Navy (NVY)	Nevada (NEV)	Oyster (OYS)	Silver (SIL)	Sky (SKY)	Stone (STN)	Storm Grey (SGR)
Tahiti Sand (TSA)	Taupe (TPE)	Tungsten (TUN)	Willow (WIL)			

TEXTURED PAINT FINISHES

Black Coffee (BKC)	Blizzard (BZD)	Dark Chocolate (DCH)	Mocha (MCH)	Stonedust (SDT)
--------------------	----------------	----------------------	-------------	-----------------

SPECIAL PAINT FINISHES

- All special colors must use **one** uniform color per series (example: 9300 series laterals). Quantities of 1 to 10 add 10%; 11 or more **no upcharge**.
- Mica and Metallic finishes add 10% upcharge.
- Special white finishes add 10% upcharge.
- ALL NONSTANDARD FINISHES MUST BE APPROVED BY GLOBAL BEFORE ANY ORDER WILL BE ACCEPTED. LONGER LEAD TIMES WILL APPLY.

THUMB LATCH AND HANDLE FINISH MATRIX - 2500 + 2600 SERIES

Case finish	Thumb latch/handle
Black (BLK)	Black (BLK)
Business Grey (BGR)	Business Grey (BGR)
Charcoal (CHR)	Charcoal (CHR)
Desert Putty (DPT)	Desert Putty (DPT)
Grey (GRY)	Grey (GRY)
Light Grey (LGR)	Light Grey (LGR)
Nevada (NEV)	Nevada (NEV)
Tahiti Sand (TSA)	Tahiti Sand (TSA)
Designer White (DWT)	Business Grey (BGR)
All other finishes	Black (BLK)

PULL HANDLE FINISH MATRIX - 2800 SERIES

Case finish	Handle
Black (BLK)	Black (BLK)
Grey (GRY)	Grey (GRY)
Nevada (NEV)	Nevada (NEV)
All other finishes	Black (BLK)

LOCKS

- Available as standard with random numbers, or with optional key alike or specified key numbers. Specify with key numbers W401 to W559. No upcharge. Where applicable.

DESIGN & CONSTRUCTION FEATURES OF 2500 SERIES

- Cases and components are painted with a high-solids polyester and epoxy blend of powder electrostatically applied to 2 mil thickness and baked at 450° for 15 minutes to a hard and durable finish.
- **25" case depth** in both legal and letter widths. Case construction combines spot and mig welding for greater durability.
- Top cap has a seamless front giving a clean smooth appearance while increasing strength and rigidity.
- Additional strength is provided by four vertical steel channels.
- **Locks are standard** on all 2500 series models.
- All tenon locks have removable cores for keying alike or later modification in your office. Master keys and core keys are available; please contact your Global customer service representative.
- Standard thumb latch prevents accidental drawer opening or bounce back.
- High wall drawer sides accommodate front-to-back hanging file folders.
- A follower block is standard in every drawer for holding "non-hanging" file folders upright. Removable to maximize space.
- Leveling glide option NOT available
- Full extension ball-bearing suspension provides smooth and durable drawer movement. Built-in guides for easy drawer removal and insertion to adapt to changing filing needs.
- Lifetime Warranty. (See Terms and Conditions)
- For environmental certification, please visit globalfurnituregroup.com

DESIGN & CONSTRUCTION FEATURES OF 2600 SERIES

- Cases and components are painted with a high-solids polyester and epoxy blend of powder electrostatically applied to 2 mil thickness and baked at 450° for 15 minutes to a hard and durable finish.
- **26½" case depth** in both legal and letter widths. Case construction combines spot and mig welding for greater durability.
- Top cap has a seamless front giving a clean smooth appearance while increasing strength and rigidity.
- Additional strength is provided by four vertical steel channels.
- **Locks are standard** on all 2600 series models.
- All tenon locks have removable cores for keying alike or later modification in your office. Master keys and core keys are available; please contact your Global customer service representative.
- Standard thumb latch prevents accidental drawer opening or bounce back.
- High wall drawer sides accommodate front-to-back hanging file folders.
- A follower block is standard in every drawer for holding "non-hanging" file folders upright. Removable to maximize space.
- Leveling glide option NOT available
- Full extension ball-bearing suspension provides smooth and durable drawer movement. Built-in guides for easy drawer removal and insertion to adapt to changing filing needs.
- Lifetime Warranty. (See Terms and Conditions)
- For environmental certification, please visit globalfurnituregroup.com

DESIGN & CONSTRUCTION FEATURES OF 2800 SERIES

- Cases and components are painted with a high-solids polyester and epoxy blend of powder electrostatically applied to 2 mil thickness and baked at 450° for 15 minutes to a hard and durable finish.
- **28" case depth** in both legal and letter widths. Case construction combines spot and mig welding for greater durability.
- Fully seamless top cap gives a clean smooth appearance while increasing strength and rigidity.
- Additional strength is provided by six vertical steel channels (3 each side) in a fully enclosed welded bottom .
- **Locks are standard** on all 2800 series models.
- All tenon locks have removable cores for keying alike or later modification in your office. Master keys and core keys are available; please contact your Global customer service representative.
- 2800 Series drawer fronts have **recessed drawer pulls with moveable clear label holder**.
- Interior drawer parts are painted to match the exterior. All accessories are black.
- High wall drawer sides accommodate front-to-back hanging file folders.
- A follower block is standard in every drawer for holding "non-hanging" file folders upright. Removable to maximize space.
- Leveling glides not standard
- Full extension ball-bearing suspension provides smooth and durable drawer movement. Built-in guides for easy drawer removal and insertion to adapt to changing filing needs.
- **All 2800 series models are made to order.**
- Lifetime Warranty. (See Terms and Conditions)
- For environmental certification, please visit globalfurnituregroup.com

2500 SERIES	MODEL#	DIMENSIONS	FREIGHT CLASS	WT/LBS.	CUBIC FT.	LIST PRICE
 2 Drawer Vertical File - Letter	25-201	25 x 15.15 x 29	125	62	9	\$316
	<p>25" deep, files letter size documents. Refer to page 69 for drawer pull and thumb latch colors. Lock included. Progressive ball bearing suspension. Shipped assembled in 1 carton.</p>					
 2 Drawer Vertical File - Legal	25-251	25 x 18.1875 x 29	125	67	11	\$367
	<p>25" deep, files legal size documents. Refer to page 69 for drawer pull and thumb latch colors. Lock included. Progressive ball bearing suspension. Shipped assembled in 1 carton.</p>					
 4 Drawer Vertical File - Letter	25-401	25 x 15.15 x 52	125	112	16	\$418
	<p>25" deep, files letter size documents. Refer to page 69 for drawer pull and thumb latch colors. Lock included. Progressive ball bearing suspension. Shipped assembled in 1 carton.</p>					
 4 Drawer Vertical File - Legal	25-451	25 x 18.1875 x 52	125	122	19	\$477
	<p>25" deep, files legal size documents. Refer to page 69 for drawer pull and thumb latch colors. Lock included. Progressive ball bearing suspension. Shipped assembled in 1 carton.</p>					
 5 Drawer Vertical File - Letter	25-501	25 x 15.15 x 64.25	125	123	19.50	\$608
	<p>25" deep, files letter size documents. Refer to page 69 for drawer pull and thumb latch colors. Lock included. Progressive ball bearing suspension. Shipped assembled in 1 carton.</p>					

Required Specifications
Metal finish

V VERTICAL FILES

2500 SERIES



5 Drawer Vertical File - Legal

MODEL#	DIMENSIONS D x W x H	FREIGHT CLASS	WT/LBS.	CUBIC FT.	LIST PRICE
25-551	25 x 18.1875 x 64.25	150	130	22.80	\$626

25" deep, files legal size documents. Refer to page 69 for drawer pull and thumb latch colors. Lock included. Progressive ball bearing suspension. Shipped assembled in 1 carton.

2600 SERIES



2 Drawer Vertical File

26-201	26.56 x 15.15 x 29	125	65	10	\$352
26-251	26.56 x 18.1875 x 29	150	70	12	\$418

26.56" deep. Refer to page 69 for drawer pull and thumb latch colors. Aluminum label holder. Lock included.
 • **26-201** files letter size documents; **26-251** files legal size documents.



3 Drawer Vertical File

26-301	26.56 x 15.15 x 40	125	92	13	\$454
26-351	26.56 x 18.1875 x 40	125	104	16	\$522

26.56" deep. Refer to page 69 for drawer pull and thumb latch colors. Aluminum label holder. Lock included.
 • **26-301** files letter size documents; **26-351** files legal size documents.



4 Drawer Vertical File

26-401	26.56 x 15.15 x 52	125	118	17	\$477
26-451	26.56 x 18.1875 x 52	125	128	20	\$554

26.56" deep. Refer to page 69 for drawer pull and thumb latch colors. Aluminum label holder. Lock included.
 • **26-401** files letter size documents; **26-451** files legal size documents.



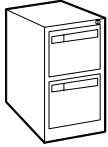
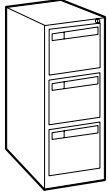
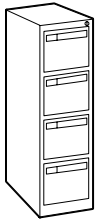
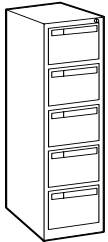
5 Drawer Vertical File

26-501	26.56 x 15.15 x 64.25	125	141	21	\$688
26-551	26.56 x 18.1875 x 64.25	125	157	24	\$790

26.56" deep. Refer to page 69 for drawer pull and thumb latch colors. Aluminum label holder. Lock included.
 • **26-501** files letter size documents; **26-551** files legal size documents.

Required Specifications

Metal finish

2600 PLUS SERIES (RECESSED PULLS)

2 Drawer Vertical File

3 Drawer Vertical File

4 Drawer Vertical File

5 Drawer Vertical File

MODEL#	DIMENSIONS	FREIGHT CLASS	WT/LBS.	CUBIC FT.	LIST PRICE
--------	------------	---------------	---------	-----------	------------

D x W x H

26-202	26.56 x 15.15 x 29	125	65	10	\$385
26-252	26.56 x 18.15 x 29	150	70	12	\$462

26.56" deep with recessed pulls. No thumb latch. Lock included. Ball-bearing suspension.
 • **26-202** files letter size documents; **26-252** files legal size documents.

26-302	26.56 x 15.15 x 40	125	92	13	\$498
26-352	26.56 x 18.15 x 40	125	104	16	\$555

26.56" deep with recessed pulls. No thumb latch. Lock included. Ball-bearing suspension.
 • **26-302** files letter size documents; **26-352** files legal size documents.

26-402	26.56 x 15.15 x 52	125	118	17	\$526
26-452	26.56 x 18.15 x 52	125	128	20	\$607

26.56" deep with recessed pulls. No thumb latch. Lock included. Ball-bearing suspension.
 • **26-402** files letter size documents; **26-452** files legal size documents.

26-502	26.56 x 15.15 x 64.25	125	141	21	\$756
26-552	26.56 x 18.15 x 64.25	125	157	24	\$870

26.56" deep with recessed pulls. No thumb latch. Lock included. Ball-bearing suspension.
 • **26-502** files letter size documents; **26-552** files legal size documents.

ACCESSORIES FOR ALL VERTICAL FILES

MODEL#	DIMENSIONS	FREIGHT CLASS	WT/LBS.	CUBIC FT.	LIST PRICE
--------	------------	---------------	---------	-----------	------------


Lock Kit

LK26	--	70	--	--	\$20
LK26-50	--	60	--	--	\$741

Field installable kit for 2500 and 2600 Series.
 • *50 kits to a carton for 2500 and 2600 Series.*

Follower Block

FBL-2	--	--	--	--	\$20
-------	----	----	----	----	-------------

2 pack. For 2500 and 2600 Series only.


Extra Key

EK93	--	70	--	--	\$13
------	----	----	----	----	-------------

Specify core #. Key range W401-W550.

Required Specifications

Metal finish

V VERTICAL FILES

ACCESSORIES FOR ALL VERTICAL FILES



Touch Up Paint

MODEL#	DIMENSIONS D x W x H	FREIGHT CLASS	WT/LBS.	CUBIC FT.	LIST PRICE
PB-COLOR	--	--	--	--	\$26
½ oz. paint bottle with brush. Order by standard color codes					
LI	--	--	--	--	\$52 2 drawers \$78 3 drawers \$102 4 drawers \$128 5 drawers

Interlock Safety Mechanism

For 2600 and 2800 Series. Allows only one drawer to be opened at a time.
 • Available on 2600 and 2800 series **locking** models only.

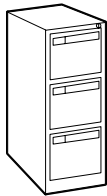
2800 SERIES



2 Drawer Vertical File

MODEL#	DIMENSIONS	FREIGHT CLASS	WT/LBS.	CUBIC FT.	LIST PRICE
28-202	28 x 15 x 28	92.5	82	8	\$543
28-252	28 x 18 x 28	100	90	10	\$594

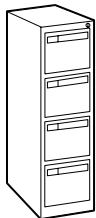
28" deep with recessed pulls. **No thumb latch.** Lock included. Three stage ball-bearing suspension.
 • **28-202** files letter size documents; **28-252** files legal size documents.



3 Drawer Vertical File

28-302	28 x 15 x 40.37	100	116	13	\$712
28-352	28 x 18 x 40.37	125	127	16	\$763

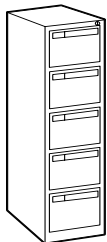
28" deep with recessed pulls. **No thumb latch.** Lock included. Three stage ball-bearing suspension.
 • **28-302** files letter size documents; **28-352** files legal size documents.



4 Drawer Vertical File

28-402	28 x 15 x 52.25	100	151	16	\$830
28-452	28 x 18 x 52.25	100	167	18	\$882

28" deep with recessed pulls. **No thumb latch.** Lock included. Three stage ball-bearing suspension.
 • **28-402** files letter size documents; **28-452** files legal size documents.



5 Drawer Vertical File

28-502	28 x 15 x 62.75	100	186	21	\$1000
28-552	28 x 18 x 62.75	100	200	23	\$1050

28" deep with recessed pulls. **No thumb latch.** Lock included. Three stage ball-bearing suspension.
 • **28-502** files letter size documents; **28-552** files legal size documents.

Required Specifications

Metal finish

textiles and finishes

Care and Cleaning

Textiles

Fabrics: To extend the life of your seating upholstered in fabric, regularly dust the chair to prevent airborne particles from penetrating the fabric surface.

For light soiling, use a damp cloth and blot the spot with very slight pressure, taking care never to soak the fabric. Dry with a clean cloth by blotting - never rub fabric. More intense stains can be treated the same way, but with a mild detergent. Always test fabric first in an unseen area before using any cleaning method.

Leather: For regular cleaning, simply use a soft damp cloth, taking care not to soak the leather. For more thorough treatment, soak a soft cloth in mild soap solution and wipe surface in a light circular motion. Repeat with clean water. Allow to dry and polish with a soft dry cloth. Do not use detergents, aerosol sprays or other polishes.

Hard Surfaces

Wood Veneer Finishes: Waxing or polishing catalyzed finishes is not recommended because this will give a greasy, cloudy or uneven appearance to the product and could void your warranty. Global's conversion varnish is best cleaned by wiping the surface with a damp cloth, followed by a soft dry cloth in the direction of the grain. If the surfaces are heavily soiled, a gentle product like "Windex" can be used, following the same instructions as above.

Laminate & Painted Metal Finishes: Simply wipe the surface with a clean soft damp cloth; if needed, a mild soap solution (i.e. Ivory dishwashing liquid) may be used. To prevent streaks, dry the surface with a clean dry soft cloth moving in a circular motion.

Textiles

- **Water-Based Cleaner:** Spot clean, using the foam only from a water-based cleaning agent, such as a mild detergent or non-solvent upholstery shampoo product. Apply foam with a soft brush in a circular motion. Vacuum when dry. Pretest small area before proceeding.
- **Solvent Cleaner:** Spot clean, using a mild water-free solvent or dry cleaning product. Clean only in a well-ventilated room and avoid any product containing carbon tetrachloride or other toxic materials. Pretest a small area before proceeding.
- **Water/Solvent Cleaner:** Spot clean with a mild solvent, an upholstery shampoo, or the foam from a mild detergent. When using a solvent or dry cleaning product, follow instructions carefully and clean only in a well-ventilated room. Avoid any product that contains carbon tetrachloride or other toxic materials. With either method, pretest a small area before proceeding.
- **Vacuum Only:** Clean this fabric only by vacuuming or light brushing to prevent accumulation of dust and grime. Water-based foam cleaning agents of any kind may cause excessive shrinking, staining, or distortion of the surface pile and therefore, should not be used.
- **Crypton Cleaning:** Generally stains are removed with plain water and powdered enzyme detergent. Upholstery foam shampoo, waterbased cleaning products and germicidal detergents can be used. Be sure to remove all residue from cleaning products with clean water. Do not use solvent-based cleaners or dry cleaning products.
- These recommendations and codes were developed by fabric specialists. However, because of the various ways fabric can be stained or damaged, there is no guarantee that the results will be completely successful. Use suggested methods on your own responsibility. To help prevent overall soil, frequent vacuuming or light brushing to remove dust and grime is recommended. Use professional furniture cleaning service when overall soiled condition has been reached.

TEXTILES + FINISHES

Textile Price Grades - Global Textiles

Grade 1	Bantam, Carrera, Dobby, Fusion, Hudson, Illusion, Jenny, Mock Leather, Quilt, Terrace, Trak, Urban, Waterfall, Wavelength
Grade 2	Allante FRee, Couture, Crescent, Elevate, Etch, Imprint, Match, Renewal, Replay, Silhouette
Grade 3	Pure, Vital
Grade 4	Non standard GLOBAL textiles
Grade 5	Leather/Mock Leather combination
Grade 6	Non standard GLOBAL textiles
Grade 7	Non standard GLOBAL textiles
Grade 8	Genuine Leather, Non standard GLOBAL textiles
Grade 9	Non standard GLOBAL textiles
Grade 11	Non standard GLOBAL textiles
Grade 10	Non standard GLOBAL textiles
Grade 12	Non standard GLOBAL textiles

Please refer to individual seating series for availability of a particular textile.

The charts above do not include Textiles offered by Alliance Partners: Arc-Com Fabrics, CF Stinson, Designtex, Knoll Textiles, Green Hides, LDI, Luum Textiles, Maharam, Mayer Fabrics, Momentum, and Ultrafabrics.

Blended Seating Textiles

The grid below outlines the grade structure for using multiple textiles on select seating series. Blended textiles occur when one textile is chosen for one part of the chair and a different textile is selected for another part of the chair, resulting in a revised blended grade. For opportunities regarding more than two different textiles, please contact Global CustomerCare for approval process and grading.

FIRST TEXTILE SELECTED

		1	2	3	4	5	6	7	8	9	10	11	12	13	14	15	16	17	18		
SECOND TEXTILE SELECTED	1	1																			
	2	2	2																		
	3	3	3	3																	
	4	3	4	4	4																
	5	4	4	5	5	5															
	6	5	5	5	6	6	6														
	7	5	6	6	6	7	7	7													
	8	6	6	7	7	7	8	8	8												
	9	7	7	7	8	8	8	9	9	9											
	10	8	8	8	8	9	9	9	10	10	10										
	11	9	9	9	9	9	10	10	10	10	11	11	11								
	12	10	10	10	10	10	10	11	11	11	11	12	12	12							
	13	11	11	11	11	11	11	12	12	12	12	12	13	13	13						
	14	11	12	12	12	12	12	12	13	13	13	13	14	14	14						
	15	12	12	13	13	13	13	13	13	14	14	14	14	15	15	15					
	16	13	13	13	14	14	14	14	14	14	15	15	15	15	16	16	16				
	17	14	14	14	14	15	15	15	15	15	15	16	16	16	16	17	17	17			
	18	15	15	15	15	15	16	16	16	16	16	16	17	17	17	17	18	18	18		

TEXTILE AND COLOR LISTINGS

Grade 1

Carrera 100% Polyester

CE84 Zest Flannel	CE85 Savannah	CE86 Slate	CE87 Rainforest	CE88 Aspen	CE89 Dune	CE90
CE91 Azure	CE92 Chili	CE93 Jute	CE95 Ink	CE96 Sangria	CE97 Java	CE98 Charcoal

Dobby 96% Recycled Polyester / 4% Virgin Polyester

DB30 Snowcap	DB31 Bonsai	DB32 Cloud	DB33 Sand	DB34 Pewter	DB35 Santa Fe	DB36 Corfu
DB37 Medium Taupe	DB38 Charcoal	DB39 Berry	DB40 Royal	DB41 Titanium	DB42 Black	

Fusion 90% Virgin Polyester / 10% Post-Consumer Recycled Polyester

FU71 Tangerine Granite	FU72 Fresh	FU73 Moss	FU74 Tomato	FU75 Aqua	FU76 Sandstone	FU77
FU78 Poppy	FU79 Cadet	FU80 Oasis	FU81 Graphite	FU82 Viola	FU83 Cobalt	FU84 Flax
FU85 Carbon						

Hudson 100% Post-Consumer Recycled Polyester

HD02 Cordovan	HD03 Ruby	HD04 Orange	HD05 Wheat	HD06 Meadow	HD07 Coffee	HD08 Grey
HD09 Mocha	HD10 Thyme	HD11 Carbon	HD12 Midnight	HD13 Ocean	HD14 Cerulean	

Illusion 100% Virgin Polyester

IL01 Cappuccino	IL02 Paprika	IL03 Tropic	IL04 Wicker	IL05 Hemp	IL06 Cayenne	IL07 Maui
IL08 Dusk	IL09 Smoke	IL10 Currant	IL11 Fiji	IL12 Ozone	IL13 Ebony	

Jenny 100% Polyester

JN01 Midnite Lining	JN02 Ebony	JN03 Slate	JN07 Vermilion	JN08 Admiral	JN11 Charcoal	JN25 Silver
JN26 Oatmeal	JN27 Sunflower	JN28 Cascade	JN29 Harvest	JN30 Melon	JN31 Berry	JN32 Green Grass
JN33 Roast						

Mock Leather 100% Polyvinyl Chloride

550 Black	559 Chamois	571 Latte	572 Melon	576 Jade	575 Rouge	578 Chaps
591 Alpine						

Quilt 100% Polyester

QL10 Black	QL11 Charcoal Grey	QL14 Navy	QL16 Wine	QL19 Silver	QL20 Feather	QL21 Dune
QL22 Meadow	QL23 Cadet	QL24 Geranium	QL25 Daisy	QL26 Quest	QL27 Punch	QL28 Tangerine
QL29 Cocoa						

Terrace 70% Virgin Polyester / 30% Post-Consumer Recycled Polyester

TC61 Tigerlily	TC62 Shadow	TC63 Cobble	TC64 Cherry Blossom	TC65 Bluebell	TC66 Apple	TC67 Haze
TC68 Cerise	TC69 Twilight	TC70 Wintergreen	TC71 Ironwork	TC72 Pine Cone	TC73 Flirt	TC74 Echo
TC75 Glacier						

Trak 100% Recycled Polyester

TK40 Taupe	TK41 Mustard	TK42 Latte	TK43 Cement	TK44 Silver	TK45 Copper	TK46 Teal
TK47 Apple	TK48 Steel	TK49 Merlot	TK50 Midnight Sky	TK51 Mocha	TK52 Carbon	

Urban 62% Recycled Polyester / 32% Polyester

UR10 Red Rose	UR11 Ocean Blue	UR12 Blue Bayou	UR13 Green Grass	UR14 Sandcastle	UR15 Beach Day	UR16 Boardwalk
UR17 Earth	UR18 Brown Ridge	UR19 White Sand	UR20 Granite Rock	UR21 Gravel Road	UR22 Black Coal	

Waterfall 60% Virgin Polyester / 40% Post-Consumer Recycled Polyester

WA40 Trance	WA41 Tryst	WA42 Splash	WA43 Victoria	WA44 Imagine	WA45 Sky	WA46 Rainforest
WA47 Rumble	WA48 Prism	WA49 Tranquility	WA50 Grand	WA51 Rushing	WA52 Magestic	WA53 Pacific
WA54 Dance						

Wavelength 100% Virgin Polyester

WV01 Lime	WV02 Mint	WV03 Stone	WV04 Flame	WV05 Mykonos	WV06 Savannah	WV07 Mesa
WV08 Plasma	WV09 Cancun	WV10 Quartz	WV11 Moonrock	WV12 Rubine	WV13 Corfu	WV14 Bluejay
WV14 Panther						

Grade 2

Crescent 100% Nylon with Teflon Designed to color coordinate with Renewal fabrics.

700 Cocoa	701 Pear	702 Silver	703 Oatmeal	704 Lemon	705 Flame	706 Stem
709 Ruby	789 Raven	790 Cobalt Blue	792 Cinder Grey	799 Pine	800 Arctic	

TEXTILES + FINISHES

Grade 2 (continued)

Elevate 80% Post-Consumer Recycled Polyester/ 20% Rayon

EL51 Halo	EL52 Dove	EL53 Safari	EL54 Sunglow	EL55 Margarita	EL56 Fiji	EL57 Mist
EL58 Blaze	EL59 Wasabi	EL60 Mystic	EL61 Mica	EL62 Cherry	EL63 Scuba	EL64 Lapis
EL65 Onyx						

Etch 80% Post-Consumer Recycled Polyester/ 20% Rayon

ET81 Drift	ET82 Citron	ET83 Calypso	ET84 Mandarin	ET85 Crisp	ET86 Iris	ET87 Nickel
ET88 Paprika	ET89 Nutmeg	ET90 Marine	ET91 Magnet	ET92 Infrared	ET93 Espresso	ET94 Indigo
ET95 Anthracite						

Imprint 100% Post-Consumer Polyester

IM70 Almond	IM71 Cork	IM72 Sand	IM73 Currie	IM74 Candy Apple	IM75 Ocean	IM76 Navy
IM77 Green Tea	IM78 Celery	IM79 Oregano	IM80 Walnut	IM81 Paprika	IM82 Graphite	IM83 Slate
IM84 Licorice						

Match 100% Recycled Polyester

MT20 Desert	MT21 Sand	MT22 Moss	MT23 Orange	MT24 Sunset	MT25 Blue	MT26 Wave
MT27 Green	MT28 Chocolate	MT29 Burgundy	MT30 Grey	MT31 Quarry	MT32 Black	MT33 Arctic

Renewal 70% Nylon / 30% Recycled Polyester with Teflon Designed to color coordinate with Crescent fabrics.

RN30 Pewter	RN31 Cork	RN32 Cherry Fields	RN33 Volcanic Ash	RN34 Thunderstorm	RN36 Blue Grass	RN38 Leaf
RN39 Melon	RN40 Blueberry	RN41 Blue Bayou	RN44 Tomato	RN45 Amethyst	RN47 Ochre	

Replay 100% Post-Consumer Recycled Polyester

RP20 Taupe	RP21 Caramel	RP22 Paprika	RP23 Wine	RP24 Ocean	RP25 Navy	RP26 Pistachio
RP27 Moss	RP28 Turquoise	RP29 Teal	RP30 Autumn	RP31 Dark Chocolate	RP32 Slate	RP33 Dove
RP34 Coal						

Silhouette 100% Nylon with Teflon

SL20 Asphalt	SL21 Acorn	SL22 Indigo	SL23 Shiraz	SL24 Verdant	SL25 Bronze	SL26 Camel
SL27 Jade	SL28 Sienna	SL30 Charcoal	SL32 Claret	SL35 Hunter	SL36 Sapphire	

Grade 2 (Vinyl) For availability of chair series in Vinyl, please contact a Global Sales Representative.

Allante FRee 100% Vinyl Face / 100% Polyester Backing

A01F Illusion	A02F Bright White	A03F White Crush	A04F Ivory	A05F Ice	A06F Bleached Sand	A07F Taupe Fawn
A08F Warm Smoke	A09F Autumn Rain	A10F Cookie	A11F Sierra Brick	A12F Gibraltar	A13F Chateau Grey	A14F Garden Green
A15F Oasis Green	A16F Ink Black	A17F Purple Impulse	A18F Italian Rose	A19F Mountain Sky	A20F Old Navy	A21F Galaxy
A22F Red Truffle	A23F Chocolate Sundae	A24F Province Blue	A25F Eclipse			

GC Linen 100% Vinyl Face

LE50 Potters Clay	LE51 Pearl	LE52 Tan	LE53 Storm	LE54 Butter	LE55 Haystack	LE56 Ganache
LE57 Sunset	LE58 Burnt Orange	LE59 Cayenne	LE60 Navy	LE61 Bamboo	LE62 Gray	LE63 Charcoal
LE64 Moss						

Release 100% Vinyl Face

RL11 White	RL12 Chalk	RL13 Stone	RL14 Taupe	RL15 Orange	RL16 Country	RL17 Tuscan
RL18 Cottage	RL19 Yellow	RL21 Red Barn	RL22 Brave Red	RL23 Gypsy Red	RL24 Cajun	RL25 Vineyard
RL26 Olive	RL27 Bonsai	RL28 Summer's Dream	RL29 Calico	RL31 Green	RL32 Blue	RL33 Black
RL34 Cool Grey	RL35 Thunder Grey	RL36 Navy	RL37 Dark Chocolate	RL38 Espresso		

Grade 2 (Recycled)

Couture 100% Post-Consumer Polyester

CE70 Champagne	CE71 Mocha	CE72 Pecan	CE73 Raspberry	CE74 Sapphire	CE75 Neptune	CE76 Lake
CE77 Willow	CE78 Sassy	CE79 Fudge	CE80 Persimmon	CE81 Carbon	CE82 Sterling	CE83 Peat

Grade 5

Genuine Leather/Mock Leather combinations 100% Leather / 100% Polyvinyl Chloride

450/550 Black	459/559 Chamois	471/571 Latte	472/572 Melon	475/575 Rouge	476/576 Jade	478/578 Chaps
491/591 Alpine						

Grade 8

Genuine Leather 100% Leather

450 Black	459 Chamois	471 Latte	472 Melon	475 Rouge	476 Jade	478 Chaps
491 Alpine						

PANEL FABRICS

GRADE 1

Agate II 100% Polypropylene

AG21 Bamboo AG22 Linen AG24 Slate AG25 Grey AG27 Mauve

GRADE 2

Lola 100% Polyester. Designed to color coordinate with Brinx and Mariposa panel fabrics.

LL11 Medium Taupe LL12 Caramel Cream LL13 Straw LL14 Blue Mist LL15 Zucchini LL16 Natural LL17 Cafe Au Lait
 LL18 Mortar LL19 Black

GRADE 3

Accent 100% Polyester

GC31 Sand Dune GC33 Silver Mint GC34 Skyway GC37 Green Olive GC40 Cinder Block GC41 Sage Brush GC42 Brickworks

Anchorage 65% Pre-consumer Polyester / 35% Post-consumer Polyester

AN40 Birch AN41 Green Apple AN42 Lapis AN43 Straw AN44 Wolf AN45 Goose AN46 Angora
 AN47 Cumin AN48 Asteroid AN49 Geranium AN50 Thistle AN51 Graphite AN52 Slate AN53 Quarry Blue
 AN54 Onyx AN55 Pumpkin AN56 Red Delicious AN57 Sunshine AN59 Waterfall AN61 Vanilla AN62 Cobalt
 AN64 Cloud

Brinx 100% Polyester. Designed to color coordinate with Lola and Mariposa panel fabrics.

BX01 Taupe BX02 Caramel BX03 Green Apple BX04 Brick BX06 Bisque BX08 Golden

Mariposa 100% Polyester. Designed to color coordinate with Lola and Brinx panel fabrics.

MA41 Mocha MA42 Blue Ocean MA43 Claypot MA45 Granny Smith MA46 Butterscotch MA47 Mixed Taupe

Merge 100% Polyester / 75% Post-consumer Recycled Polyester

MG20 Fawn MG21 Marshmallow MG22 Driftwood MG23 Dove MG24 Graphite MG25 Slate MG26 Eucalyptus
 MG27 Fire Engine MG28 Mediterranean MG29 Midnight

FINISHES

Seating Finishes - Metal: Please consult each Seating Series for finish availability.

Black (BK) Charcoal Grey (CHR) Chrome (CH) Fog (FG) Polished Aluminum (ALU) Tungsten (TUN)

Seating Finishes - Plastic (Duet, Popcorn, and Sonic)

Buzz Blue (BZB) Cactus (CCT) Carrot (CRO) Cloud (IVC) Dijon (DJN) Eggplant (EGP) Fog (FOG)
 Frost (FRO) Ink (INK) Latte (LAB) Night (BLK) Sand (SND) Scarlet (SAR) Shadow (SHW)

Seating Finishes - Wood Seating finishes will not necessarily match Casegoods finishes. This is due to the fact that Seating and Casegoods finishes use different wood species and are manufactured at multiple locations.

Absolute (AAM) Black (BKM) Cherry (ACM) Espresso Cafe (ECM) English Oak (EOM) Fruitwood (TFM) Gray (HGM)
 Honey (AHM) Mahogany (TMM) Maple (AVM) Medium Walnut (MWM) Natural Walnut (NLW) Night (ASM) Noce Biondo (NBM)
 Noce Grigio (NGM) Noce Leggero (NEM) Noce Medio (NMM) Shaker Cherry (SKM) Walnut (TWM) WC Cream (WTM) White (WHM)
 Winter Cherry (WCM)

Desks, Workstations, Tables and Accessories - Laminate

Absolute Acajou (ACJ) Asian Night (ASN) Avant Cherry (AWC) Avant Honey (AWH) Black (BLK) Brushed Cobalt (BRC) Clear Maple (CMB)
 Dark Espresso (DES) Designer White (DWT) Hayden Grey (HGT) Noce Biondo (NBL) Noce Grigio (NGL) Noce Leggero (NEL) Noce Medio (NML)
 Quartered Mahogany (QTM) Storm Grey (SOG) Tiger Fruitwood (TFW) Tiger Walnut (TWL) Walnut Heights (WHE) White Chocolate (WHC) Willow Grey (WGY)
 Winter Cherry (WCR)

Desks, Workstations, Tables and Accessories - Wood Veneer

Almond Cherry (AMW) Cocoa Walnut (CAW) Coral (CRW) Dark Cherry (DCW) Espresso Walnut (EWW) Evening Oak (EWW) Grey on Oak (GRW)
 Hazelnut (HAV) Honey Maple (SMW) Java (JAW) Latte Walnut (LTW) Milestone (MTW) Mocha (MCW) Natural Maple (MPW)
 Red Cherry (RCW) Vintage Cherry (VNW) Walnut (WLV) Warm Cherry (WCW) White Maple (WMW)

Metal File + Storage Finishes

Business Grey (BGR) Black Coffee Textured (BKC) Black (BLK) Bone (BNE) Blizzard Textured (BZD) Charcoal (CHR)
 Claret (CLT) Dark Chocolate Textured (DCH) Desert Putty (DPT) Designer White (DWT) Fog (FOG) Grey (GRY)
 Light Grey (LGR) Ice (ICE) Ivory (IVR) Mocha Textured (MCH) Metro (MET) Moss (MOS)
 Nevada (NEV) Navy (NVY) Oyster (OYS) Stonedust Textured (SDT) Storm Grey (SGR) Silver (SIL)
 Sky (SKY) Stone (STN) Taupe (TPE) Tahiti Sand (TSA) Tungsten (TUN) Willow (WIL)

C.O.M. AUTHORIZATION FORM

CUSTOMER INFORMATION


To be completed by the dealer/design firm. Use one form per textile. Incomplete information may delay or prevent approval.

A+D/Dealer/Company Name:		Contact:	
Billing Address:		Phone:	
City:	State:	Zip:	Email:
End-User/Project Name:		End-User/Project Registered? YES <input type="checkbox"/> NO <input type="checkbox"/> If YES, The Global Quote#:	
Local Global Distribution Center:		Date:	

TEXTILE APPLICATION INFORMATION

SEATING MODEL NUMBER	QUANTITY	SPECIAL INSTRUCTIONS

Textile Name (Series/Style #):		
Textile Color Name and Description:		
Country of Origin:		
Mill or Manufacturer's Name:		
Textile Content (% Cotton, % Poly, % Wool, etc.):		
Textile Width:	Pattern Repeat: VERTICAL <input type="checkbox"/> HORIZONTAL <input type="checkbox"/>	Rail Routed? YES <input type="checkbox"/> NO <input type="checkbox"/>

TEXTILE DIRECTION							
 <p>STAPLE FABRIC TO THIS FORM IN THE DIRECTION IN WHICH THE FABRIC IS TO BE UPHOLSTERED WITH THE TOP OF THIS PAGE BEING THE SAME AS THE TOP OF THE CHAIR.</p>	<table border="1"> <tr> <td style="text-align: center;"> NEW TEXTILE Attached textile sample (Minimum 5" x 5" Max 12" x 12") In correct DIRECTION and SIDE. </td> <td style="text-align: center;"> PREVIOUSLY APPROVED TEXTILE Please e-mail completed form to: ComRequest@globalfurnituregroup.com </td> </tr> <tr> <td colspan="2" style="text-align: center;"> MAIL FORM AND TEXTILE SAMPLE ONLY TO: GLOBAL - COM Department 17 West Stow Road Marlton, NJ 08053 856.596.3390 </td> </tr> <tr> <td colspan="2"> <p>Please contact your local GLOBAL Distribution Center for status of all COM requests. When textile is approved and an authorization number issued, a set of shipping instructions will be faxed or e-mailed to you.</p> <p>Approved textiles are to be shipped to the address that will be included with instructions. Do not ship textiles to the address on this form. Dealer is responsible for the shipping expenses. Brokerage fees will be paid for by Global. However, duties imposed by North American Governments related to textile materials, content and Country of Origin, additional fees may apply and will be billed separately.</p> <p>Please Note: C.O.M Textiles may not be shipped without shipping documents. GLOBAL is not responsible for any material shipped without the authorization number.</p> <p>Please be advised that Global has phased out the use of textiles that contain certain Phthalates, including but not limited to: DEHP (di (2-ethylhexyl) phthalate), DBP (di-n-butyl phthalate), BBP (butyl benzyl phthalate) and DINP (di-isononyl phthalate) (collectively the "Listed Chemicias"). The Listed Chemicals are used in certain types of vinyls. Global cannot accept orders for textiles that contain the Listed Chemicals, if such orders are to be shipped to the U.S.A. or are intended for customer in the U.S.A. If you are not sure if the C.O.M you have selected contains the Listed Chemicals, please contact the manufacturer or supplier of the fabric to verify.</p> </td> </tr> </table>	NEW TEXTILE Attached textile sample (Minimum 5" x 5" Max 12" x 12") In correct DIRECTION and SIDE.	PREVIOUSLY APPROVED TEXTILE Please e-mail completed form to: ComRequest@globalfurnituregroup.com	MAIL FORM AND TEXTILE SAMPLE ONLY TO: GLOBAL - COM Department 17 West Stow Road Marlton, NJ 08053 856.596.3390		<p>Please contact your local GLOBAL Distribution Center for status of all COM requests. When textile is approved and an authorization number issued, a set of shipping instructions will be faxed or e-mailed to you.</p> <p>Approved textiles are to be shipped to the address that will be included with instructions. Do not ship textiles to the address on this form. Dealer is responsible for the shipping expenses. Brokerage fees will be paid for by Global. However, duties imposed by North American Governments related to textile materials, content and Country of Origin, additional fees may apply and will be billed separately.</p> <p>Please Note: C.O.M Textiles may not be shipped without shipping documents. GLOBAL is not responsible for any material shipped without the authorization number.</p> <p>Please be advised that Global has phased out the use of textiles that contain certain Phthalates, including but not limited to: DEHP (di (2-ethylhexyl) phthalate), DBP (di-n-butyl phthalate), BBP (butyl benzyl phthalate) and DINP (di-isononyl phthalate) (collectively the "Listed Chemicias"). The Listed Chemicals are used in certain types of vinyls. Global cannot accept orders for textiles that contain the Listed Chemicals, if such orders are to be shipped to the U.S.A. or are intended for customer in the U.S.A. If you are not sure if the C.O.M you have selected contains the Listed Chemicals, please contact the manufacturer or supplier of the fabric to verify.</p>	
NEW TEXTILE Attached textile sample (Minimum 5" x 5" Max 12" x 12") In correct DIRECTION and SIDE.	PREVIOUSLY APPROVED TEXTILE Please e-mail completed form to: ComRequest@globalfurnituregroup.com						
MAIL FORM AND TEXTILE SAMPLE ONLY TO: GLOBAL - COM Department 17 West Stow Road Marlton, NJ 08053 856.596.3390							
<p>Please contact your local GLOBAL Distribution Center for status of all COM requests. When textile is approved and an authorization number issued, a set of shipping instructions will be faxed or e-mailed to you.</p> <p>Approved textiles are to be shipped to the address that will be included with instructions. Do not ship textiles to the address on this form. Dealer is responsible for the shipping expenses. Brokerage fees will be paid for by Global. However, duties imposed by North American Governments related to textile materials, content and Country of Origin, additional fees may apply and will be billed separately.</p> <p>Please Note: C.O.M Textiles may not be shipped without shipping documents. GLOBAL is not responsible for any material shipped without the authorization number.</p> <p>Please be advised that Global has phased out the use of textiles that contain certain Phthalates, including but not limited to: DEHP (di (2-ethylhexyl) phthalate), DBP (di-n-butyl phthalate), BBP (butyl benzyl phthalate) and DINP (di-isononyl phthalate) (collectively the "Listed Chemicias"). The Listed Chemicals are used in certain types of vinyls. Global cannot accept orders for textiles that contain the Listed Chemicals, if such orders are to be shipped to the U.S.A. or are intended for customer in the U.S.A. If you are not sure if the C.O.M you have selected contains the Listed Chemicals, please contact the manufacturer or supplier of the fabric to verify.</p>							

GLOBAL AUTHORIZATION FORM (TO BE COMPLETED BY GLOBAL)

CAN#:	TEXTILE YARDAGE (REQUIRED FOR THE ORDER):	GU CODE:
-------	---	----------



LEVEL 3 CERTIFIED
Many programs in various categories



LEED PARTNERSHIP PROGRAM
Products can help you earn credits



GREENGUARD CERTIFIED
Gold

THE ENVIRONMENT We believe now more than ever, that it is our responsibility to protect the environment and our precious natural resources for future generations. The growing importance of energy and environmental concerns continues to challenge us in this ever changing marketplace.

As an industry leader, Global continues to take proactive steps towards reducing the negative impacts on the environment. We are building "healthier" offices; investing in Research & Development and new technologies; reducing waste and the consumption of energy; and improving the quality of the air we breathe, all which can have a significant impact on our quality of life.



Epoxy Powder coating process is solvent free. No harmful VOC's or lead. No toxins are released into the atmosphere.

Global's recycled fabrics offer affordable, environmentally responsible alternatives to commercial textiles. We recycle 35,000 lbs of fabric offcuts weekly.



powder paint process:
98% paint recovery and reuse

more recycled fabric
less to the landfill

talk to us about our
leed partnership program

we've diverted
90% of our wood waste from landfill in four years



Global has the products and resources to help your projects achieve LEED certification.

New technology allows us to reduce glue usage by 50%. In addition, our polyurethane glue reduces emissions and requires less energy to apply.



For further information on Global's environmental initiatives, please visit <http://www.globaltotaloffice.com/enviro/>

TERMS AND CONDITIONS

This illustrated price list has been designed to facilitate fast reference and easy use. Products are categorized into "seating", "desks", "files", "panels", or "tables", and are listed numerically within their categories. The line drawings match actual photographs (where possible) to aid in instant recognition of the total range within a series.

Sales of Global Furniture Group ("Global") products are made only on Global's standard Terms and Conditions of sale which are contained in this list price book. These standard terms and conditions may be modified or supplemented only by a separately written document signed by Global's authorized personnel at its head office in Marlton, NJ. Any term or condition contained in any purchase order or other form used by dealer/purchaser to order goods (including standard, printed language) which is different from, in addition to, or in any way inconsistent with Global's standard terms and conditions shall be of no force or effect whatsoever.

All illustrations, specifications and prices in this list price book are based on the latest product information available at time of publication. Global reserves the right to make changes at any time and without prior notice to prices, colors, materials, specifications and models offered.

Description

Each product shown or described in this list price book is standard Global product. Available options are noted at the beginning of each series. Available options may require additional delivery time and cost, and may affect the warranty given. Sizes and weights shown are approximate and are subject to slight changes from time to time.

Prices and Payment

The prices shown in this book, as well as those quoted by Global, are in United States dollars for orders shipped to destinations in the U.S. and Mexico.

If shipping date requested is more than 90 days from date of order, Global shall reserve right to use published list prices effective at the time of shipment.

Orders are invoiced at the time of shipment. Terms of payment are net 30 days from date of invoice (1% 15 days) unless otherwise stated. The Purchaser agrees that Global reserve the right to enforce a charge amounting to 1.5% per month (18% per year) on invoices outstanding more than 30 days.

If the Purchaser's most recent annual net volume is less than \$5,000.00, payment must be made in advance.

Any products sold by Global shall remain the personal property of Global until fully paid.

Prices are suggested list prices only and are subject to change without notice. Global will, however, attempt to keep dealer/purchasers up-to-date on all developments including price changes.

Taxes

All prices shown in this book are exclusive of sales, use, excise and other applicable taxes and are the dealer/purchaser's responsibility as per the invoice issued by Global. If dealer/purchaser claims an exemption from such taxes, it shall be the dealer/purchaser's responsibility to furnish Global with an appropriate exemption certificate at time of order.

Ordering Information

Global requires that all orders be submitted in writing and will be acknowledged on Global's acknowledgment forms governing the transaction.

The details appearing on this acknowledgment will describe the items to be shipped and the approximate shipping date. It is the Purchaser's responsibility to determine that the information in the acknowledgment is correct. In the event of an error, the Purchaser must notify their Global Customer Service representative immediately by telephone followed by written confirmation. Shipping dates are assigned to orders based on the items having the longest manufacturing lead time (unless instructed to partial ship).

At time of order, please provide the following information:

1. Account number (if possible)
2. PO number
3. "Bill to" and "Ship to" name and address
4. Complete model number and selected options including textiles/finishes
5. Special instructions and tag information
6. Shipping instructions, please indicate:
 - a. pick up
 - b. Global trailer program
 - c. common carrier, provide name of carrier, your account number
7. Special quote (SQ) # or MTM # (if applicable)
8. Customer's Own Material (COM), Global Purchased Material (GPM), Customer's Own Leather (COL), see below.
9. For specials and custom quoted product, please indicate the custom quote # on your PO. If changes are made to the quote a new quote must be issued prior to submitting the order. It is the Purchaser's responsibility to determine that the information on the quote is correct. Global will not be responsible for wrong product due to errors in the quote

The above points will be checked by Global for accuracy. Global will process orders using the codes provided by the Purchaser. Price discrepancy is the responsibility of the Purchaser. The Purchaser must notify Global prior to invoicing.

The Purchaser is responsible for providing correct information at time of order. If no option(s) are selected the system will default to standard feature(s). Orders with missing/incorrect information (finish, etc.) will be put on hold until all information is complete. Orders will be scheduled for manufacturing upon receipt of complete information.

Changes and Cancellations

After the date of Global's acknowledgment of the Purchaser's order, the order may not be changed or canceled by the Purchaser without the written consent of Global. Special order items, C.O.M. and fabric-covered items already in production are not subject to change or cancellation under any circumstances. Textile-covered items are considered to be in production once the textile is scheduled for cutting. Other standard items already in production are subject to a minimum 35% cancellation charge.

Errors and Omissions

All quotations, acknowledgements and invoices are subject to corrections for any errors and omissions.

FINISHES

Seating Finishes

Where painted frames are not a standard color, there is a one time charge of \$578.00 list price per-order for custom wood staining/color matching. Restrictions may apply. The customer must provide a 3" x 3" color chip/sample. Non-standard finishes must be approved by Global prior to acceptance of order.

METAL FILING + STORAGE

File Finishes

All non-standard finishes must be approved by Global prior to acceptance of order and may be subject to an upcharge.

Laminated Tops - Pricing for all non-standard finishes and sizes must be provided by Global Customer Service and may be subject to an upcharge.

Desk Finishes

Because the distinctive characteristics and the nature of wood products cause variations, exact matches are not always possible.

Global has launched a finishes program between marketing companies within the Global Group to match products as best as possible when same finishes are specified.

Customers Own Material (COM)

Use of COM must be approved by Global prior to acceptance of order. Please refer to back of the Seating List Price Book and fill out the Authorization Request Form. Photocopy and use this form as often as necessary. The customer must provide a 12" x 12" fabric sample and advise how the fabric is to be applied. **Textile yardage requirement will be advised by the factory, and additional yardage may be required if pattern requires matching.** Yardage shown in the List Price Book does not allow for pattern repeat/matching. Send to the address provided on shipping document upon approval from Global. If C.O.M. is difficult to apply or if product shall be modified, extra charges shall be made. Global reserves the right to cancel an order at any time if C.O.M. is inadequate for any reason. Customer's Own Material must be shipped freight and duties paid to our factory. Such shipment must be fully identified with purchaser's order number, RGA # provided by Global, and the item for which material is intended. Performance of C.O.M. when applied to product is the sole responsibility of the purchaser. Global's standard product warranty shall not apply to C.O.M. Use of C.O.M. will not reduce the published list price.

Textile Grading

All products are priced according to their standard textile grade. Lower grade textiles may be available but at the same price as standard textile grade. See Textiles and Finishes section for graded textiles.

Combining two grades of textiles may result in a revised grade. Please refer to "Two Grades Combination Chart" in the Textiles and Finishes section. For more than two textiles a special quotation is required.

Global Purchased Material, Customer Specified (GPM)

Global may purchase material specified by the customer. Use of GPM must be approved by Global prior to acceptance of order. If it is difficult to apply or if product is required to be modified, extra charges will apply. Global reserves the right to cancel an order at any time if GPM is inadequate for any reason. Performance of GPM when applied to product is the sole responsibility of the textile vendor. Global's standard warranty will not apply to GPM materials.

Customer's Own Leather (COL)

Not all seating can be upholstered in leather. Please consult series notes for availability. COL price is the lowest published grade for the series (leather or fabric).

Upholstery Coverings

Slight variations in color may occur between dye lots. Although Global attempts to minimize these variances, they do occur and must be accepted as normal and will not be considered defects.

Leather is a Natural Product

Natural variations occur in the color, grain and texture of leather. As a result, a degree of variation should be expected. As leather is used it develops a patina. Its color changes slightly, it will get marked and it will stretch and pull, these are the hallmarks of genuine leather and are not considered defects.

Yardage

Required yardage (ydg) is based on unmatched materials with widths of 54" for seating, 63" for panels. Yardage calculations are based on imperial measurements.

Arms

A wide selection of arms are available for some series. See Arm Chart in the Seating price list for details.

Delays

Global's order acknowledgement will state a shipping date which is Global's best estimate at the time the order is acknowledged. However, Global shall not incur any obligation or liability to Purchaser for failure to ship by specified date unless Global has agreed to an unequivocal shipping date in a separately signed written document executed by its authorized personnel at its head office. In addition, Global shall not be liable for any loss or damage resulting from any delay or failure in shipment or other failure to perform all or any part of the agreement between the parties with respect to the goods shown on the face of the order acknowledgement where such delay, failure, loss or damage is the proximate result of any act of any governmental authority or political subdivision thereof, revolution, riot, civil disorder or disturbance, delay or default in transportation, strike disputes among or between labor unions or other labor disputes, delay or inability in obtaining materials and facilities, fire, flood, act of God or any cause not within the reasonable control of the company, whether of the class of causes enumerated or otherwise.

F.O.B.

F.O.B. point is Global's Factory, Downsview, Ontario, Canada, or any Global Regional Distribution Center.

UPS Shipments

Seating products marked with a UPS symbol are packaged for UPS-able shipments.

Handling

A \$25. net handling charge per shipment will be applied for non UPS-able orders of less than \$2000 list.

Special Delivery Requirements

Global's delivered pricing provides for dock delivery during normal business hours (considered to be 8 am to 4 pm Monday through Friday) to customer/end user only. Additional delivery requirements such as inside delivery, lift gate, limited access sites, installations and weekend deliveries will incur an additional expense and will be the responsibility of the dealer.

Service

Service requests are normally the responsibility of Global's authorized dealers. Where this cannot be accomplished on a local level, service problems should be referred to Global's Customer Service Department in the nearest distribution center.

Returns

No returns of goods will be accepted without written consent and shipping instruction of Global. A minimum re-stocking charge of 35% is made on all authorized returns for credit or refund, provided goods are received by Global in the

condition in which they left the factory. This may increase depending on the type of product. Global's Return Goods Authorization (R.G.A.) numbers must appear prominently on all authorized returns. Global will not be responsible for freight costs. No credit will be given if goods cannot be reused as new. Special order items, non-stock items and C.O.M. products are in no event subject to return. All returns must be approved and authorized in writing by Global Customer Service. Global reserves the right to refuse delivery of any unauthorized returns.

Claims

All goods are sold FOB plant or Global Distribution Center. Global is not responsible for damage which occurs in transit (or in storage). The carrier signs for all goods received in apparently good order. It is the Purchaser's responsibility to examine goods upon receipt and to file any claims with the carrier for losses or damage to the product occurring during transit, including concealed damage.

Any claims made against Global for apparent defects, errors or shortages must be made by the Purchaser, in writing, within 15 working days after any delivery. Failure by the dealer/purchaser to make any claim against Global within 15 days shall constitute acceptance of the goods and a waiver of any apparent defects, errors or shortages.

Suspension

In the event that the dealer/purchaser defaults in the payment of any sum due to Global, or in the event the dealer/purchaser's financial condition becomes unsatisfactory to Global, Global shall have the right to defer or discontinue shipment of any goods until such time as the default is cured or the dealer/purchaser provides assurance of payment to Global.

Copyright

All catalogs, photographs, drawings, price lists and other printed material are protected by copyright. All rights reserved.

Trademarks

All trademarks are owned by Global Furniture Group other than OBUSFORME™ which is owned by OBUSFORME LTD. and are used under license. OBUSFORME® and the distinctive backrest design are registered trademarks of OBUSFORME LTD.

Designs and Patents

Many of the products produced by Global are protected by design registrations, design patents and/or patents. Design and specifications are subject to change, discontinuance or additions without notice.

For a full listing of issued trademarks, please visit globalfurnituregroup.com.

Cubic Measure

The stated volume is an approximate cubic foot measure that may be used to calculate freight costs. The figure shown is the total shipping volume of a unit (e.g. if a part is sent in 2 cartons the volume indicated reflects both cartons together) and is subject to change without notice. It is most economical to purchase the specified number per carton.

Combined Shipments

Global will make every effort to combine shipments and orders on written request. However, Global cannot be held responsible where such request is not complied with.

Offer of Sale

Possession of this price list or any other literature shall not imply the company's willingness to sell to the holder and shall not be construed as a direct offer of sale.

If a conflict arises between: (i) prices found in software support packages furnished to the customer by Global or by any other source on behalf of Global; and (ii) Global's current pricing found on Global's website, then the most current shall prevail.

Disclaimer

All dimensions are in inches. Prices shown are current manufacturer's suggested list prices at the time of printing. Updated pricing is available on Global's website. All applicable taxes are extra. Descriptions, specifications and prices are subject to change without notice. Errors and omissions are subject to correction.

Testing Qualifications

Many Global products pass or exceed the most stringent industry testing standards.

Flammability

The foam used in Global chairs meets the requirements of California TB117:2013. In addition to the foam, upholstery materials must also meet the California TB117 smolder resistant requirements. Please contact Customer Care to determine if a selected textile meets the California TB117 requirement.

This list price book is effective as of September 1, 2021.

For periodic updates, please check the PDF at globalfurnituregroup.com. Select Resources then Price Lists. From here you will have the option to select either the Seating, Desking + Tables or Metal Filing + Storage price list books. Global warrants that all commercial products are free from defects in material and workmanship, for the life of the product, to the original Purchaser.

LIMITED LIFETIME WARRANTY

Global will repair or replace, at Global's option, as the sole remedy for any defect covered by the warranty. The warranty applies to products manufactured after January 1, 2011.

General Commercial Seating

Global's warranty for general commercial seating covers all chair components including pneumatic cylinders, bases, casters, glides, frames, arms, plastic seats, backs and other structural components.

Exceptions to the warranty for general commercial seating are as follows:

- Foam, textiles (as sampled on Global branded and textile program cards), mesh material and electrical devices, are warranted for five (5) Years
- Control mechanisms are warranted for twelve (12) Years

The warranty applies to single shift, standard commercial usage, defined as a standard eight (8) hour day, forty (40) hour week for users weighing up to 300 pounds. ObusForme Comfort XL falls under the General Commercial Seating Warranty with the exception the weight rating is for users up to 400 pounds.

Heavy Duty Seating

Global offers products designed for multiple shift applications (24 hours a day / 7 days a week) and larger individuals weighing up to 350 and/or 500 pounds (depending on series and/or model). Global warrants these products for twelve (12) years to the original purchaser. All components (including control mechanisms, pneumatic cylinders, bases, casters, glides, frames, arms, plastic seats/backs, etc.) are covered for 24/7 applications under the warranty. The exceptions are foam and textiles, which are covered for five (5) years. Textiles on these products must exceed 100,000 double rubs for the textile portion of the warranty to apply. Heavy Duty product series that apply under this warranty currently include: Concord Executive 24 hour, Granada TS, Granada Deluxe TS, Malaga TS, ObusForme Comfort TS, River HT, Robust, Saxon, Truform TS, and Vion TS.

Outdoor Furniture

Global offers products designed for use indoors or outdoors. Global warrants these products for three (3) years to the original purchaser acquiring the product directly from authorized Global dealers. This warranty applies to single shift (eight (8) hour day, forty (40) hour week) for users weighing up to 275 pounds, unless noted otherwise. Outdoor furniture must be stored indoors during inclement or extreme weather such extreme cold, extreme heat, or excessive wind. The warranty shall not apply to any products which must be replaced due to normal wear and tear, negligence, abuse or "accident", shipping damage or product use other than in accordance with written instructions or warnings.

Exceptions to the warranty for indoor/outdoor furniture is as follows:

- Only Global branded textiles and Alliance Partner carded textile program materials expressly identified for outdoor application are covered for three (3) years when used outdoors.
- This warranty is not valid if the products are used for rental purposes.
- This warranty is not valid if the products are not properly stored during inclement or extreme weather.

Textiles

Global warrants Global branded textiles and Alliance Partner carded textile programs inclusive of fabrics, vinyls and leather products for five (5) years. Alliance Partner carded textile programs are currently with Arc-Com Fabrics, CF Stinson, Designtex, Knoll Textiles, Green Hides, LDI Interiors, Luum Textiles, Maharam, Mayer Fabrics, Momentum, and Ultrafabrics. Global does not warrant COM (Customer Own Materials) or graded-in materials (non-carded) and purchased by Global for a customer. For graded-in or COM products, please contact the textile supplier for performance information and warranty details.

Seating Warranty Summary

Seating Type	Components Warranty For Original Purchaser	Use Time For Warranty Coverage	Exceptions
General Commercial Seating	Lifetime	8 Hours/5 Days Per Week	Foam/Textiles/Mesh/Electrical Devices - 5 Years Control Mechanisms - 12 Years
Heavy Duty Seating	12 Years	24 Hours/7 Days Per Week	Foam/Textiles - 5 Years
Indoor/Outdoor Furniture	3 Years	8 Hours/5Days Per Week	Outdoor Use Textiles – 3 Years

Files, Desks, Modular Furniture, Tables, Panels & Accessories

Global warrants all components of metal storage and filing, laminate and wood veneer desks, laminate and wood veneer tables, metal leg components and panels for the lifetime of the product to the original purchaser.

The warranty applies to single shift, standard commercial usage, defined as a standard eight (8) hour day, forty (40) hour week. Load restrictions apply, refer to individual product descriptions.

Exceptions to the warranty for files/desks/tables and panels are as follows:

- Electrical devices, panel and tackboard textiles, adjustable keyboard mechanisms, non-electrical table mechanisms, monitor arms, lecterns, coat trees and task lights - five (5) years
- Laminate folding tables - one (1) year
- Motorized electrical components - two (2) years

Files, Desks, Modular Furniture, Tables, Panels & Accessories Warranty Summary

Product Type	Components Warranty For Original Purchaser	Exceptions
Metal storage and filing	Lifetime	none
Laminate/wood veneer desks and modular furniture	Lifetime	tackboard textiles, electrical devices, task lights - 5 years
Boardroom, conference and training tables	Lifetime	electrical devices - 5 years moving parts - 5 years
Panels	Lifetime	panel textiles, electrical devices, task lights - 5 years
Coat racks and lecterns	5 years	none
Folding tables (laminate & molded)	1 year	none
Height adjustable tables	5 years	motorized parts (on electrical tables) - 2 years

Global's Warranty does not apply (for any product category) to the following:

- Nominal or normal amount of wear and tear that can occur over time
- Failures which result from negligence, abuse, accident or misuse
- Failure to apply, install or maintain products according to Global's written instructions and warnings
- Modifications, attachments or repair methods not approved by Global
- Damage caused by a carrier in transit, or delivery/installation contractors
- The matching of colors, grains or textures (wood, leather, etc.) of natural materials
- Products exposed to extreme hot or cold temperatures or excessively dry or humid environments
- Colorfastness or the matching of color of textiles, dye lots of textile can vary
- Damage by markings or staining; damage by sharp objects or imprinting from instruments
- Damage to textiles or laminate and wood surfaces/edges from exposure to sunlight (including UV rays)
- Products used for rental purposes
- Purchased parts are warranted for one (1) year
- Failure to follow specific cleaning and disinfecting instructions posted on globalfurnituregroup.com

Global's warranty does not cover the costs of transportation or labor. Repair or replacement will be at Global's option.

Global makes no warranty that any of its products are suitable for any particular purpose and makes no other warranties, express or implied, other than those set out here. As codes and standards vary from one jurisdiction to another, references to compliance are solely for convenience and without any representation as to accuracy or suitability. Users must verify the suitability of such information or product for their specific application. In no event shall Global be liable in either tort or contract for any loss or direct, special, incidental, consequential, or exemplary damages.

Global's warranty applies to products sold within the United States of America, Mexico, the Commonwealth of Puerto Rico and Canada.

Textiles and Finishes

Global textiles and finishes are updated periodically to meet the demand and trends of the market. As a result, some textiles and finishes may be discontinued by Global or the manufacturer. In the event that a textile or finish is discontinued, Global will make every reasonable effort to provide an alternative product(s) of comparable function.